

DISPLAY THIS CARD ON PRINCIPAL FRONTAGE OF WORK CITY OF PORTLAND

BUILDING INSPECTION

Please Read Application And Notes, If Any, Attached

Permit Number: 080740
PERMIT ISSUED
JUN 25 2008
CITY OF PORTLAND

This is to certify that SHEA STEPHEN M & DAVID L ITS/Sebago Lake Pools

has permission to New 24' x 52" above ground pool

AT 101 FLORIDA AVE

406 G011001

provided that the person or persons ~~form or~~ ~~ation accepting this permit shall comply with all of the provisions of the Statutes of Maine and of the Ordinances of the City of Portland regulating the construction, maintenance and use of buildings and structures, and of the application on file in this department.~~

Apply to Public Works for street line and grade if nature of work requires such information.

Notification of inspection must be given and when permission proceeds before this building or part thereof is started or service closed-in. 4 HOUR NOTICE REQUIRED.

A certificate of occupancy must be procured by owner before this building or part thereof is occupied.

OTHER REQUIRED APPROVALS

Fire Dept. _____
Health Dept. _____
Appeal Board _____
Other _____
Department Name

Chf. I.R. 6/24/08
Director - Building & Inspection Services

PENALTY FOR REMOVING THIS CARD

City of Portland, Maine - Building or Use Permit Application

389 Congress Street, 04101 Tel: (207) 874-8703, Fax: (207) 874-8716

Permit No: 08-0740	Issue Date: 6/24/08	CBL: 406 G011001
-----------------------	------------------------	---------------------

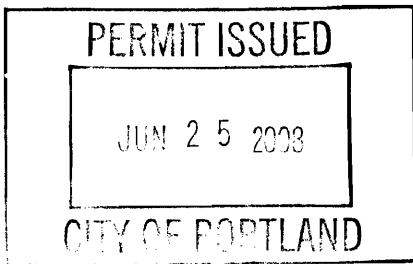
Location of Construction: 101 FLORIDA AVE	Owner Name: SHEA STEPHEN M & DIANE L J	Owner Address: 101 FLORIDA AVE	Phone:
Business Name:	Contractor Name: Sebago Lake Pools	Contractor Address: 629 Lower Main St. Gorham	Phone 2078561000
Lessee/Buyer's Name	Phone:	Permit Type: Swimming Pools	Zone:

Past Use: Single Family Home	Proposed Use: Single Family Home - New 24' x 52" above ground pool	Permit Fee: \$60.00	Cost of Work: \$4,000.00	CEO District: 4
Proposed Project Description: New 24' x 52" above ground pool		FIRE DEPT: <input type="checkbox"/> Approved <input type="checkbox"/> Denied	INSPECTION: Use Group: <i>R-3</i> Type: <i>5B</i> <i>IRL-2007</i> <i>"Appx G"</i> Signature: <i>CRK 6/24/08</i>	
		PEDESTRIAN ACTIVITIES DISTRICT (P.A.D.) Action: <input type="checkbox"/> Approved <input type="checkbox"/> Approved w/Conditions <input type="checkbox"/> Denied Signature: _____ Date: _____		

Permit Taken By: Idobson	Date Applied For: 06/24/2008	Zoning Approval
-----------------------------	---------------------------------	------------------------

1. This permit application does not preclude the Applicant(s) from meeting applicable State and Federal Rules.
2. Building permits do not include plumbing, septic or electrical work.
3. Building permits are void if work is not started within six (6) months of the date of issuance. False information may invalidate a building permit and stop all work..

Special Zone or Reviews	Zoning Appeal	Historic Preservation
<input type="checkbox"/> Shoreland	<input type="checkbox"/> Variance	<input checked="" type="checkbox"/> Not in District or Landmark
<input type="checkbox"/> Wetland	<input type="checkbox"/> Miscellaneous	<input type="checkbox"/> Does Not Require Review
<input type="checkbox"/> Flood Zone	<input type="checkbox"/> Conditional Use	<input type="checkbox"/> Requires Review
<input type="checkbox"/> Subdivision	<input type="checkbox"/> Interpretation	<input type="checkbox"/> Approved
<input type="checkbox"/> Site Plan	<input type="checkbox"/> Approved	<input type="checkbox"/> Approved w/Conditions
Maj <input type="checkbox"/> Minor <input type="checkbox"/> MM <input type="checkbox"/>	<input type="checkbox"/> Denied	<input type="checkbox"/> Denied
Date: <i>CR 6/24/08</i>	Date: _____	Date: <i>6/24/08</i>



CERTIFICATION

I hereby certify that I am the owner of record of the named property, or that the proposed work is authorized by the owner of record and that I have been authorized by the owner to make this application as his authorized agent and I agree to conform to all applicable laws of this jurisdiction. In addition, if a permit for work described in the application is issued, I certify that the code official's authorized representative shall have the authority to enter all areas covered by such permit at any reasonable hour to enforce the provision of the code(s) applicable to such permit.

SIGNATURE OF APPLICANT	ADDRESS	DATE	PHONE
RESPONSIBLE PERSON IN CHARGE OF WORK, TITLE		DATE	PHONE

City of Portland, Maine - Building or Use Permit

389 Congress Street, 04101 Tel: (207) 874-8703, Fax: (207) 874-8716

Permit No: 08-0740	Date Applied For: 06/24/2008	CBL: 406 G011001
------------------------------	--	----------------------------

Location of Construction: 101 FLORIDA AVE	Owner Name: SHEA STEPHEN M & DIANE L J	Owner Address: 101 FLORIDA AVE	Phone:
Business Name:	Contractor Name: Sebago Lake Pools	Contractor Address: 629 Lower Main St. Gorham	Phone (207) 856-1000
Lessee/Buyer's Name	Phone:	Permit Type: Swimming Pools	

Proposed Use: Single Family Home - New 24' x 52" above ground pool	Proposed Project Description: New 24' x 52" above ground pool
--	---

Dept: Zoning	Status: Approved	Reviewer: Chris Hanson	Approval Date: 06/24/2008	Ok to Issue: <input checked="" type="checkbox"/>
Note:				
Dept: Building	Status: Approved with Conditions	Reviewer: Chris Hanson	Approval Date: 06/24/2008	Ok to Issue: <input checked="" type="checkbox"/>
Note:				
1) Pool and barrier installation shall meet the code requirements in Appendix G of the IRC 2003				
2) Application approval based upon information provided by applicant. Any deviation from approved plans requires separate review and approval prior to work.				

BUILDING PERMIT INSPECTION PROCEDURES

Please call 874-8703 or 874-8693 (ONLY)

to schedule your inspections as agreed upon

Permits expire in 6 months, if the project is not started or ceases for 6 months.

The Owner or their designee is required to notify the inspections office for the following inspections and provide adequate notice. Notice must be called in 48-72 hours in advance in order to schedule an inspection:

By initializing at each inspection time, you are agreeing that you understand the inspection procedure and additional fees from a "Stop Work Order" and "Stop Work Order Release" will be incurred if the procedure is not followed as stated below.

A Pre-construction Meeting will take place upon receipt of your building permit.

 X **Footing/Building Location Inspection: Prior to pouring concrete or setting precast piers**

 X **Final inspection required at completion of work.**

Certificate of Occupancy is not required for certain projects. Your inspector can advise you if your project requires a Certificate of Occupancy. All projects DO require a final inspection.

If any of the inspections do not occur, the project cannot go on to the next phase, REGARDLESS OF THE NOTICE OR CIRCUMSTANCES.

CERIFICATE OF OCCUPANICES MUST BE ISSUED AND PAID FOR, BEFORE THE SPACE MAY BE OCCUPIED.

Signature of Applicant/Designee

Date

Signature of Inspections Official

Date

BUILDING PERMIT INSPECTION PROCEDURES

Please call 874-8703 or 874-8693 (ONLY)

to schedule your inspections as agreed upon

Permits expire in 6 months, if the project is not started or ceases for 6 months.

The Owner or their designee is required to notify the inspections office for the following inspections and provide adequate notice. Notice must be called in 48-72 hours in advance in order to schedule an inspection:

By initializing at each inspection time, you are agreeing that you understand the inspection procedure and additional fees from a "Stop Work Order" and "Stop Work Order Release" will be incurred if the procedure is not followed as stated below.

A Pre-construction Meeting will take place upon receipt of your building permit.

 X **Footing/Building Location Inspection: Prior to pouring concrete or setting precast piers**

 X **Final inspection required at completion of work.**

Certificate of Occupancy is not required for certain projects. Your inspector can advise you if your project requires a Certificate of Occupancy. All projects DO require a final inspection.

If any of the inspections do not occur, the project cannot go on to the next phase, REGARDLESS OF THE NOTICE OR CIRCUMSTANCES.

CERIFICATE OF OCCUPANICES MUST BE ISSUED AND PAID FOR, BEFORE THE SPACE MAY BE OCCUPIED.

 Diane Ahea
Signature of Applicant/Designee

 6-25-08
Date

 [Signature]
Signature of Inspections Official


 6-25-08
Date



Pool Installation/Construction Permit Application

If you or the property owner owes real estate or personal property taxes or user charges on any property within the City, payment arrangements must be made before permits of any kind are accepted.

Location/Address of Construction: <u>101 Florida Ave. Portland 04103</u>		
Total Square Footage of Proposed Structure <u>24' x 52''</u>		Square Footage of Lot <u>6000</u>
Tax Assessor's Chart, Block & Lot Chart# Block# Lot# <u>Q 116 + 717</u>	Owner: <u>Stephen + Diane Shea</u> <u>101 Florida Ave</u> <u>Portland ME 04103</u>	Telephone: <u>207-650-7549</u>
Lessee/Buyer's Name (If Applicable) <u>406 G 11</u>	Applicant name, address & telephone: <u>Stephen + Diane Shea (Jr)</u> <u>101 Florida Ave</u> <u>207-650-7549</u>	Cost Of Work: \$ <u>4000.00</u> Fee: \$ _____
Dimensions of pool: <u>24' x 52''</u> <input checked="" type="radio"/> above <input type="radio"/> below ground:		
Dimensions of decking and/or any platforms, sheds, or other structures:		
Contractor's name, address & telephone: <u>Sebago Lake Pools</u> <u>121 Main St Gorham ME 04038</u> Who should we contact when the permit is ready: <u>Diane Shea</u> Mailing address: <u>101 Florida Ave</u> <u>Portland. ME 04103</u> Phone: <u>650-7549</u>		



Please submit all of the information outlined in the pool application checklist. Failure to do so could result in the automatic denial of your permit.

In order to be sure the City fully understands the full scope of the project, the Planning and Development Department may request additional information prior to the issuance of a permit. For further information visit us on-line at www.portlandmaine.gov, stop by the Building Inspections office, room 315 City Hall or call 874-8703.

I hereby certify that I am the Owner of record of the named property, or that the owner of record authorizes the proposed work and that I have been authorized by the owner to make this application as his/her authorized agent. I agree to conform to all applicable laws of this jurisdiction. In addition, if a permit for work described in this application is issued, I certify that the Code Official's authorized representative shall have the authority to enter all areas covered by this permit at any reasonable hour to enforce the provisions of the codes applicable to this permit.

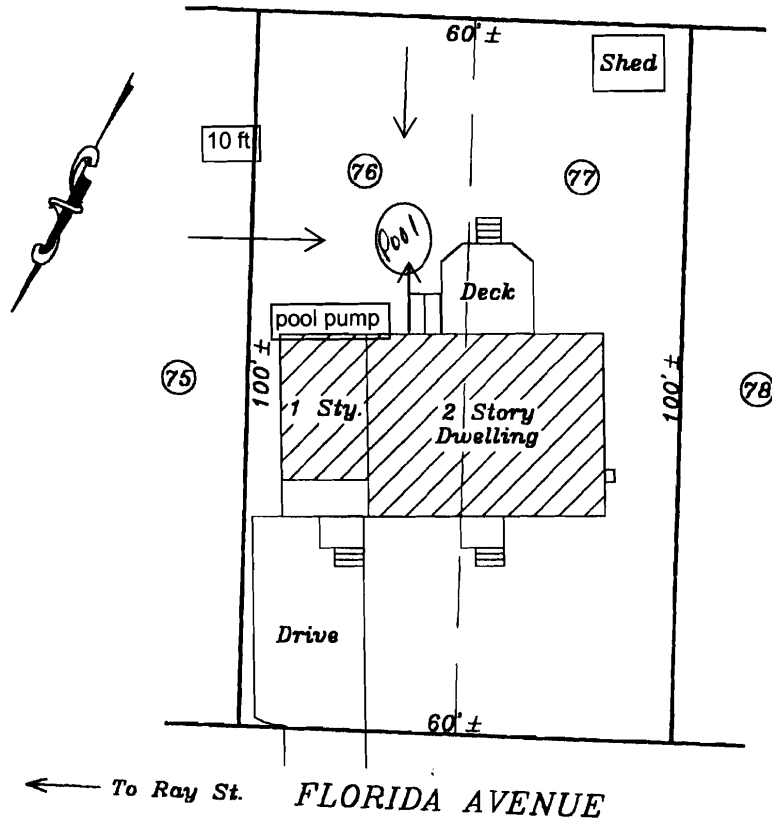
Signature of applicant: <u>Diane Shea</u>	Date: <u>6/23/08</u>
---	----------------------

This is not a permit; you may not commence ANY work until the permit is issued.

FOR MORTGAGE LENDER USE ONLY

GENERAL NOTES: (1) DISTANCES SHOWN ARE TAKEN FROM PROVIDED TITLE REFERENCES SHOWN BELOW. (2) THIS INSPECTION EXAMINES DWELLING AND ACCESSORY STRUCTURE COMPLIANCE WITH RESPECT TO MUNICIPAL ZONING SETBACK REQUIREMENTS ONLY. (3) A STANDARD BOUNDARY SURVEY SHOULD BE PERFORMED TO RENDER A PROFESSIONAL OPINION AS TO ACTUAL PROPERTY LINE LOCATIONS. (4) THIS INSPECTION DEPICTS ALL VISIBLE STRUCTURAL ENCROACHMENTS WITH RESPECT TO APPARENT PROPERTY LINES AND RECOGNIZES ONLY THOSE EASEMENTS & RIGHTS OF WAY STATED OR SHOWN IN BELOW PROVIDED TITLE REFERENCES AND DOES NOT REVEAL ANY CONFLICTS WITH ABUTTING DEEDS. (5) FLOOD HAZARD DETERMINATION IS MADE BY SCALING DISTANCES ON BELOW REFERENCED FEMA MAP. (6) THIS INSPECTION IS TO BE USED ONLY BY BELOW LISTED LENDER, TITLE COMPANY &/OR ATTORNEY AND ITS TITLE INSURER.

ADDRESS: 101 FLORIDA AVENUE INSPECTION DATE: JANUARY 2, 2001
PORTLAND, MAINE SCALE: 1" = 20'



SEE PROVIDED TITLE REFERENCES FOR APPLICABLE APPURTENANCES, IF ANY.

APPLICANT: STEPHEN SHEA REQUESTING PARTY: LEETE & LEMIEUX
 OWNER: LINDBERG-CHAU & HUNINGHAKE ATTORNEY: JAMES R. LEMIEUX
 LENDER: _____ FILE No. 2009238 FIELD BOOK: 202

TITLE REFERENCES:
 DEED BOOK: 12892 PAGE: 286
 PLAN BOOK: 16 PAGE: 29 LOT: 76 + 77
 COUNTY: CUMBERLAND

YOUR FILE #: _____ DRAWN BY: TPB

NADEAU & LODGE, INC.
 PROFESSIONAL LAND SURVEYORS
 844 STEVENS AVENUE 222 CLARKS WOODS ROAD
 PORTLAND, ME 04105 LYMAN, ME 04002
 (207) 878-7870 (207) 488-2368

MUNICIPAL REFERENCE:
 MAP: 406 BLOCK: G LOT: 11 + 12

THE DWELLING DOES NOT FALL WITHIN A SPECIAL FLOOD HAZARD ZONE PER FEMA COMMUNITY MAP No. 230051 PANEL: 0008C ZONE: X DATE: DECEMBER 8, 1998

THE DWELLING WAS IN COMPLIANCE WITH MUNICIPAL ZONING SETBACK REQUIREMENTS AT THE TIME OF CONSTRUCTION.

COMMENTS:
 See deed for appurtenances.

THIS IS NOT A BOUNDARY SURVEY - NOT FOR RECORDING

Introducing

THE NEW INTEGRITY AG LADDER

*Strong, stable & the most versatile
above-ground pool ladder ever offered.*

The INTEGRITY AG Ladder is built on experience - over 45 years of it.
For maximum family enjoyment, we didn't skip a step.

USE THE STRONGEST MATERIALS The Integrity AG Ladder is made of rugged, high-impact resistant thermoplastic. It resists pool chemicals, and contains UV inhibitors - for years of safe, carefree use.

EASY-CLIMBING STEPS The Integrity AG Ladder has five steps - rather than the typical four. We set the first tread low, and the others just over 10" apart. Result: easier climbing, particularly for kids and seniors.

ANTI-SLIP TREADS We mold in texture - rather than glue it on. The result: superior, permanent traction on both steps and deck.

BEND-IN VERSATILITY Adjustable to three pool heights: 48", 52" and 54". The A-frame ladder is convertible to deck-to-pool or start-up cone. And on the A-frame, there is a removable, portable outside ladder. *

NO COMPROMISE ON QUALITY OR SAFETY The Integrity AG Ladder is designed according to the NEW ANSI-NSPI supplemental standards effective December 31, 2004. The new Integrity AG ladder was designed with enhanced features and manufactured under the International ISO 9001:2000 Quality Standard.

INTEGRITY

AG LADDER

787 Waterviet-Shader Rd., Latham, NY 12110

A Latham International Company

1-800-562-0024

The INTEGRITY AG ladder is manufactured under the strict International ISO quality standards

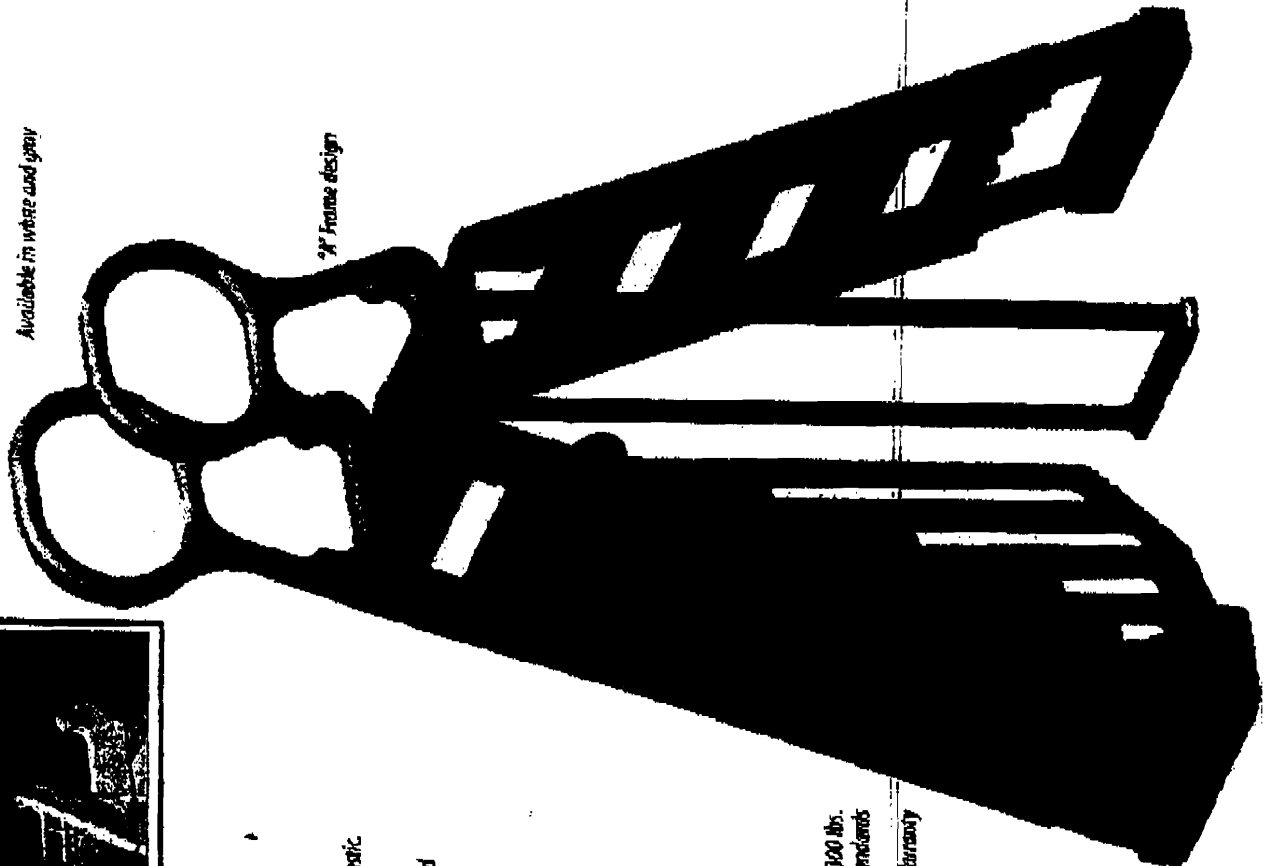
AD440.05 MD2 15M



"Deck-to-Pool"

Available in white and gray

"A" Frame design



INTEGRITY AG Ladder weighs under 300 lbs.
Exceeds NSPI standards

5 Year Warranty



621 MAIN STREET
GORHAM ME 04038
856-1000 OR 856-7000
FAX 207-856-1164

FROST N' FLAME
SEBAGO LAKE POOLS

FAX City of Portland

TO: Lannie FROM DM

FAX 874-8716 PAGES 3

PHONE _____ DATE 6-23-08


RE Shea Pool CC _____

URGENT FOR REVIEW PLEASE COMMENT PLEASE REPLY PLEASE RECYCLE

COMMENTS:


Here's the info on the Sheas
- Aboveground pool + Ladder. Any more info
needed please let me know @ 856-1000

Piscine hors terre - Above-ground pool



Trevi
FABRICATION MANUFACTURING

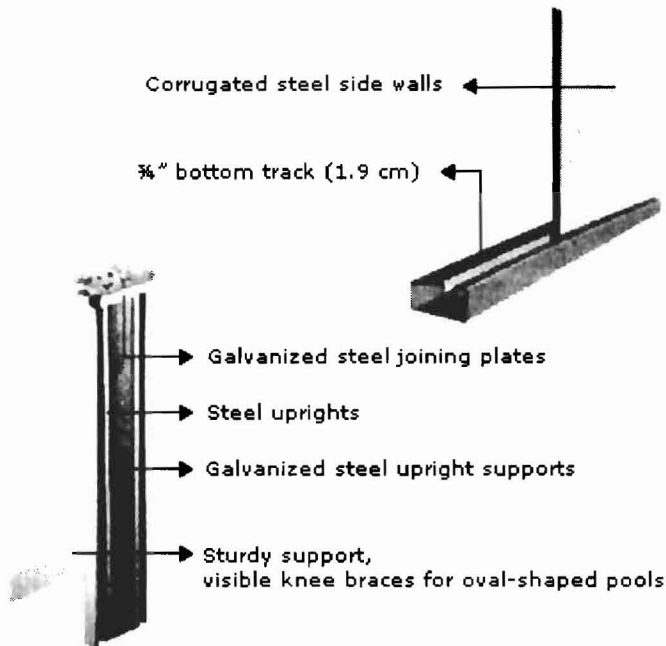
www.trevi.net
info@trevi.net



- HOME
- PROFILE
- PRODUCT
- EQUIPMENT
- MAINTENANCE
- ACHIEVEMENTS

TREVI 206

SPECIAL FEATURES



Our superior quality resin top seats are uniform all around, UV-protected against discolouration and have molecular memory to avoid warping. And they're also scratch-proof!

Trevi's uniquely-designed double uprights for oval-shaped pools ensure greater resistance against water pressure while remaining aesthetically-pleasing. Made from galvanized steel, the bottom track guarantees a safer and sturdier pool.

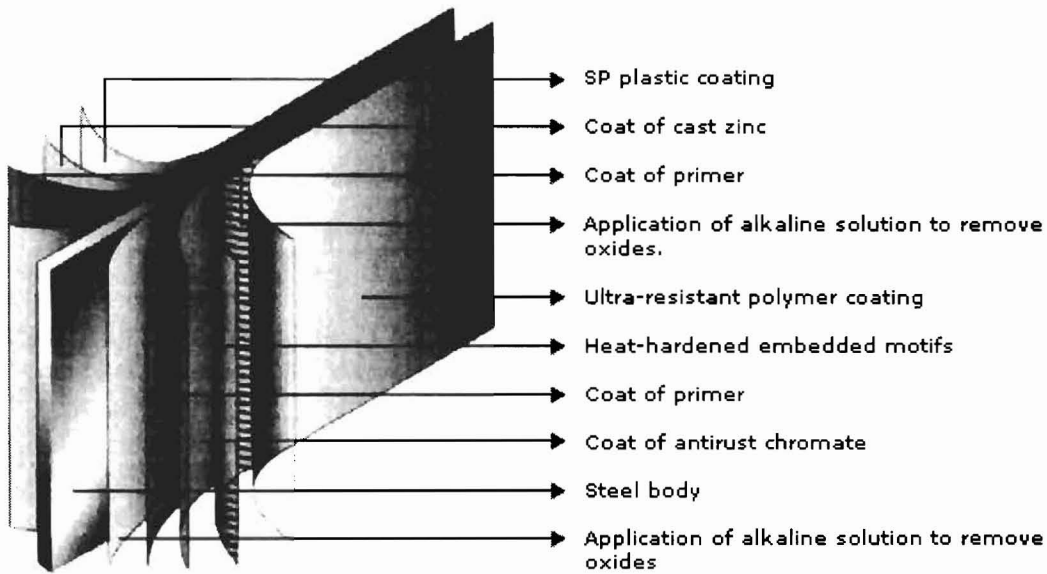
COMPOSITION OF STEEL SIDE WALLS

OUR POOLS


TREVI 106
TREVI 186
TREVI 206
SPECIFICA
AVAILABL
VYNIL LIN
WALLS

TREVI 209
TREVI 218

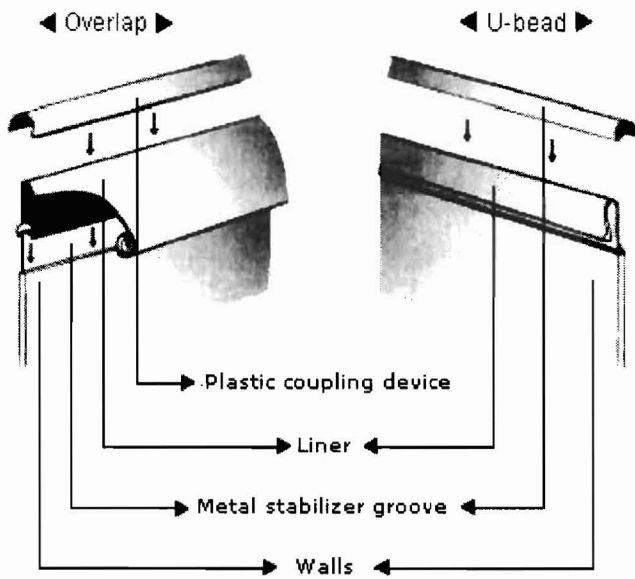
EQUIPMENT
MAINTENAN
ACHIEVEME
INSTALLATI



STRUCTURAL ELEMENTS



NEW! TREVICLIP



Copyright © 1998-2008 Trevi pools. All rights reserved.