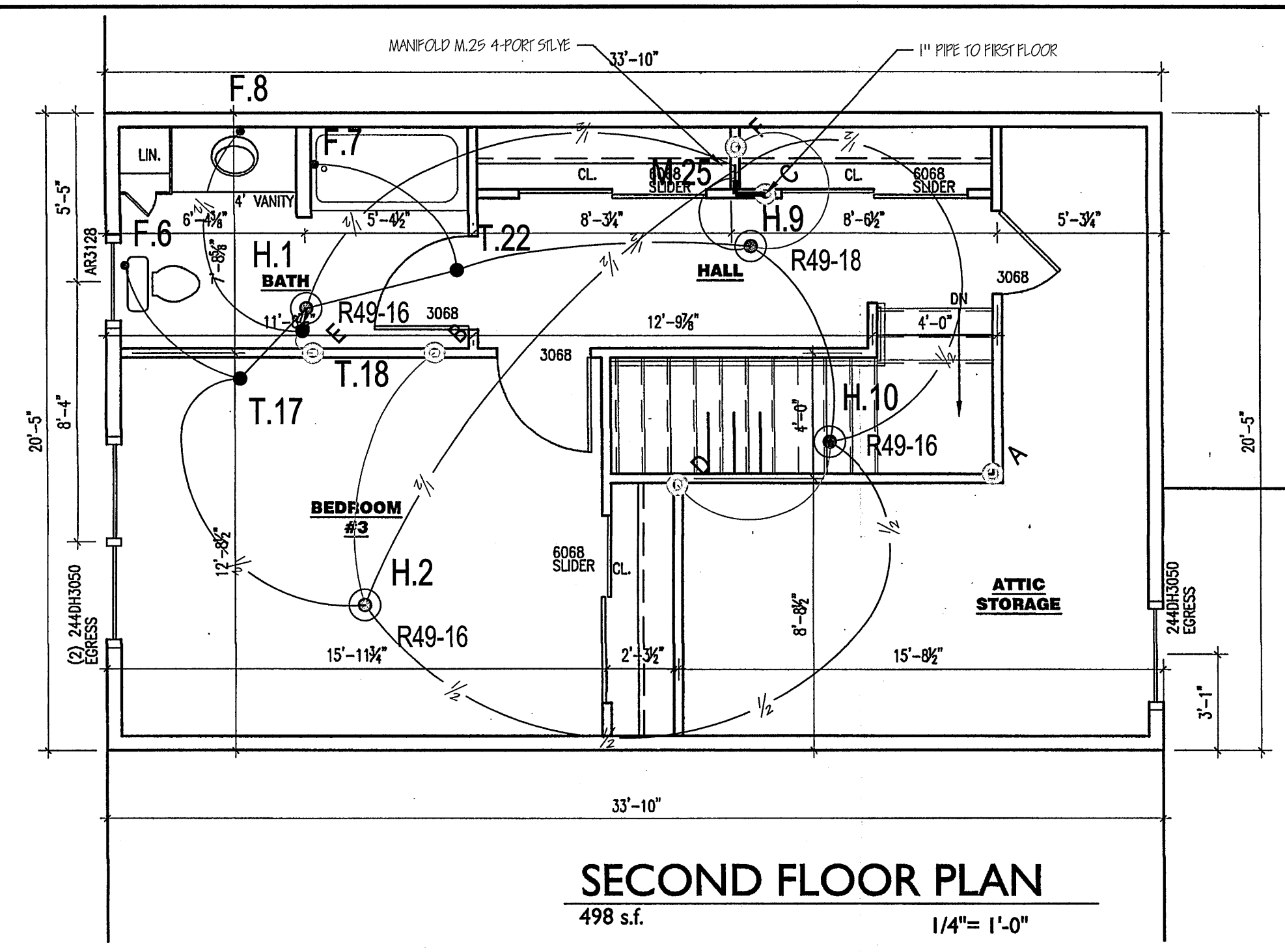


THIS SUGGESTED LAYOUT IS BASED UPON INFORMATION PROVIDED BY OTHERS. CHANGES IN CONSTRUCTION OR FIELD CONDITIONS MAY OCCUR WHICH MAY REQUIRE CHANGES TO THE LAYOUT. IT IS THE RESPONSIBILITY OF THE INSTALLER TO NOTIFY UPONOR TECHNICAL SERVICES OF SUCH CHANGES.

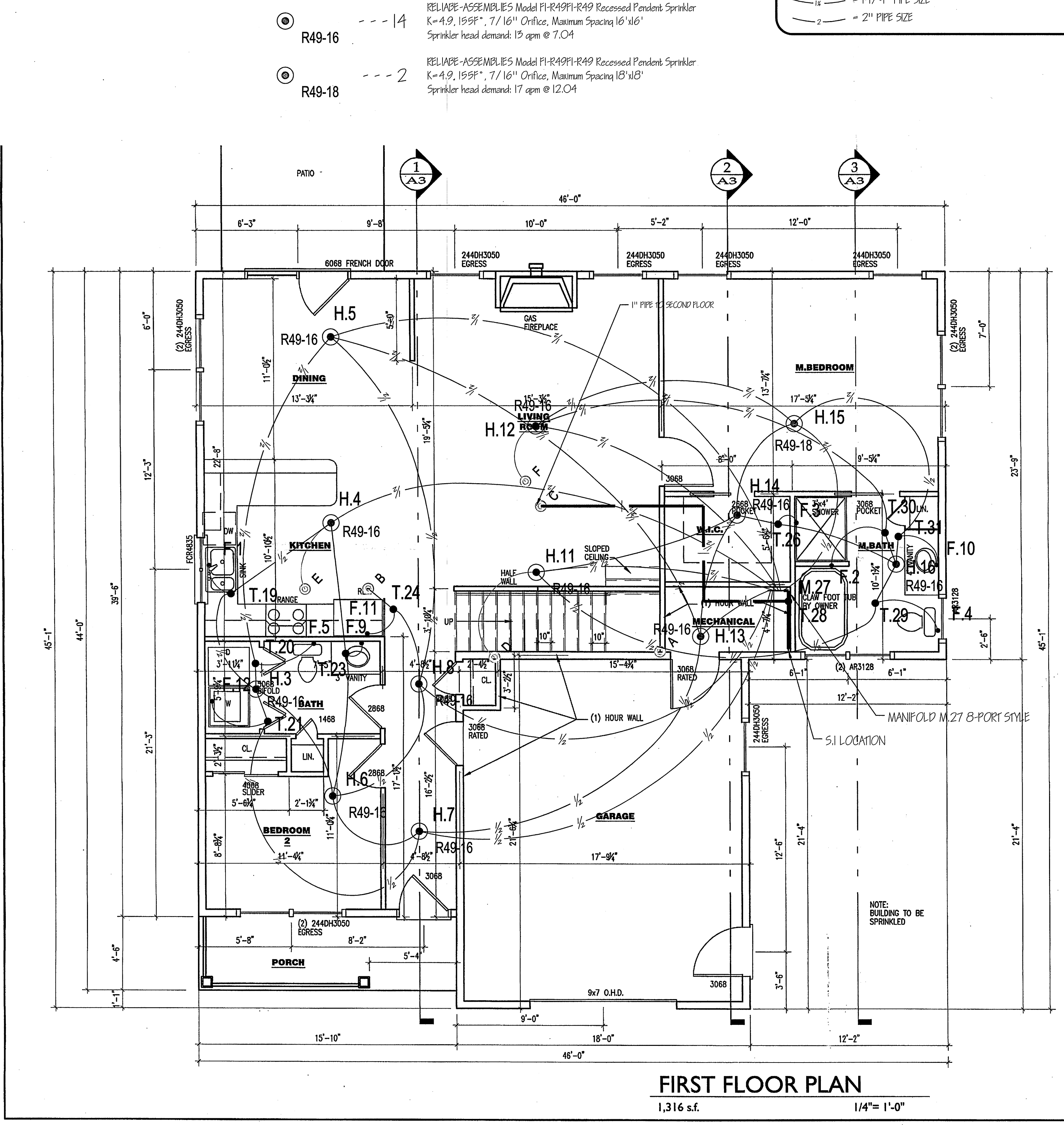
MOST HYDRAULICALLY REMOTE HEADS			
HEAD #	HEAD #	GPM	PRESSURE REQ'D AT STREET
1 HEAD	H.9	17	43.01
2 HEAD	H.7 & H.8	26.6055	45.67

COLOR/LINETYPE LEGEND
 BLUE LINES= FEED TO FIXTURES (BATH, SHOWER, ETC.)
 GREEN LINES= SPRINKLER TO SPRINKLER CONNECTIONS BETWEEN FLOORS.
 RED LINES= DIRECT FEED SPRINKLER FROM MANIFOLD.
 BLACK LINES= SPRINKLER HEAD TO SPRINKLER HEAD.
 --- = 1/2" PIPE SIZE
 --- = 3/4" PIPE SIZE
 --- = 1" PIPE SIZE
 --- = 1-1/4" PIPE SIZE
 --- = 2" PIPE SIZE



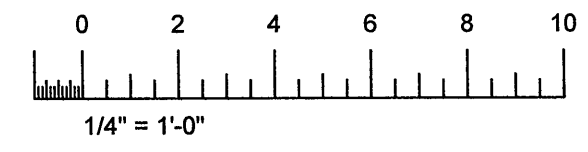
SECOND FLOOR PLAN
498 s.f. 1/4" = 1'-0"

2
F100
SECOND FLOOR
1/4" = 1'-0"



FIRST FLOOR PLAN
1,316 s.f. 1/4" = 1'-0"

1
F100
FIRST FLOOR
1/4" = 1'-0"



Uponor

FIRE SPRINKLER

5925 148TH STREET WEST
 APPLE VALLEY, MN 55124
 TOLL FREE: 800-321-4759
 FAX: 952-891-1409
 www.uponor-usa.com

SALES REP:

RESIDENTIAL FIRE PROTECTION SYSTEM	
TUBE TYPE: 1/2" AQUAPEX	
SPRINKLER INFORMATION	
# OF HEADS THIS SHEET -	16
# OF HEADS THIS JOB -	16
STATIC PRESSURE IS=	72

BRACKETT CONSTRUCTION

LOT 6 STEPPING STONE LANE

PORTLAND, ME 04101

1	PRELIM. & CONST.	3/3/11
2		
3		
4		
NO.	REVISION/ISSUE	DATE

PROJECT #:	110502-40N
ALLIANCE ID#:	1184
COMPANY:	ERRA PLUMBING & HEATING
CONTACT:	JERRY GUERTIN
CONTACT PHONE #:	207-282-2319
SCALE:	1/4" = 1'-0"
DESIGNED BY:	DRENT KOTILA, CET III
CHECKED BY:	DANIEL P HIBBARD
CET LEVEL IV:	115052

F100