

DISPLAY THIS CARD ON PRINCIPAL FRONTAGE OF WORK



CITY OF PORTLAND BUILDING PERMIT

This is to certify that ROBERT A BROWN

Located At 26 PENN AVE

Job ID: 2011-11-2769-ALTR

CBL: 403- D-033-001

has permission to Install US Pellet Stove

provided that the person or persons, firm or corporation accepting this permit shall comply with all of the provisions of the Statutes of Maine and of the Ordinances of the City of Portland regulating the construction, maintenance and use of the buildings and structures, and of the application on file in the department.

Notification of inspection and written permission procured before this building or part thereof is lathed or otherwise closed-in. 48 HOUR NOTICE IS REQUIRED.

A final inspection must be completed by owner before this building or part thereof is occupied. If a certificate of occupancy is required, it must be

Fire Prevention Officer

Code Enforcement Officer / Plan Reviewer

THIS CARD MUST BE POSTED ON THE STREET SIDE OF THE PROPERTY
PENALTY FOR REMOVING THIS CARD

*OLC to close out
N 1/4*

BUILDING PERMIT INSPECTION PROCEDURES

Please call 874-8703 or 874-8693 (ONLY)

or email: buildinginspections@portlandmaine.gov

With the issuance of this permit, the owner, builder or their designee is required to provide adequate notice to the city of Portland Inspections Services for the following inspections. Appointments must be requested 48 to 72 hours in advance of the required inspection. The inspection date will need to be confirmed by this office.

- **Please read the conditions of approval that is attached to this permit!! Contact this office if you have any questions.**
- **Permits expire in 6 months. If the project is not started or ceases for 6 months.**
- **If the inspection requirements are not followed as stated below additional fees may be incurred due to the issuance of a "Stop Work Order" and subsequent release to continue.**

The project cannot move to the next phase prior to the required inspection and approval to continue, REGARDLESS OF THE NOTICE OF CIRCUMSTANCES.


IF THE PERMIT REQUIRES A CERTIFICATE OF OCCUPANCY, IT MUST BE PAID FOR AND ISSUED TO THE OWNER OR DESIGNEE BEFORE THE SPACE MAY BE OCCUPIED.



2011-11-2769

FILL IN AND SIGN WITH INK

APPLICATION FOR PERMIT HEATING OR POWER EQUIPMENT



R-3

To the INSPECTOR OF BUILDINGS, PORTLAND, ME.

The undersigned hereby applies for a permit to install the following heating, cooking or power equipment in accordance with the Laws of Maine, the Building Code of the City of Portland, and the following specifications:

Location / CBL 403-D-33 Use of Building SEH Date 11/16/11
 Name and address of owner of appliance Robert + Valerie Brown
(26) 28 Penn Ave Portland, ME 04103
 Installer's name and address _____ Telephone 207-878-4410

Location of appliance:

- Basement
- Floor
- Attic
- Roof

Type of Fuel:

- Gas
- Oil
- Solid

Appliance Name: US Stove - Pellet

U.L. Approved Yes No

Will appliance be installed in accordance with the manufacture's installation instructions? Yes No

IF NO Explain: _____

The Type of License of Installer:

- Master Plumber # _____
- Solid Fuel # _____
- Oil # _____
- Gas # _____
- Other _____

Type of Chimney:

- Masonry Lined
Factory built _____
- Metal
Factory Built U.L. Listing # _____
- Direct Vent
Type _____

Type of Fuel Tank

- Oil
- Gas


Size of Tank _____

Number of Tanks _____

Distance from Tank to Center of Flame _____ feet.

Cost of Work: \$ 2000

Permit Fee: \$ 40



11-28-11

Approved

Fire: _____
 Ele.: _____
 Bldg.: _____

Approved with Conditions

- See attached letter or requirement


Inspector's Signature

Date Approved

Signature of Installer Valerie Brown

Installation and Operating Manual

Models 5660



We suggest that our hearth products be installed and serviced by professionals who are certified in the U.S. by the National Fireplace Institute (NFI) as NFI Specialists.

Tested &
Listed By  Portland
Oregon USA
C  US
OMNI-Test Laboratories, Inc.
Report #:
215-S-32-4 and 215-S-33-4

Safety Notice

Please read this entire Installation and Operating Manual BEFORE installing and using your new pellet stove room heater. Failure to fully understand and follow instructions may result in property damage, bodily injury, or even death.

If your heater is not properly installed, a house fire may result. For everyone's safety, FOLLOW all Installation and Operating Directions. Never use makeshift compromises during the installation of this appliance.

Please Contact your local Building Department or Fire Department officials to learn about restrictions and inspection requirements, and to determine your need for a building permit.

These Pellet Stove Room Heaters have been designed for use in the US and Canada and are suitable for mobile homes.

Save These Instructions

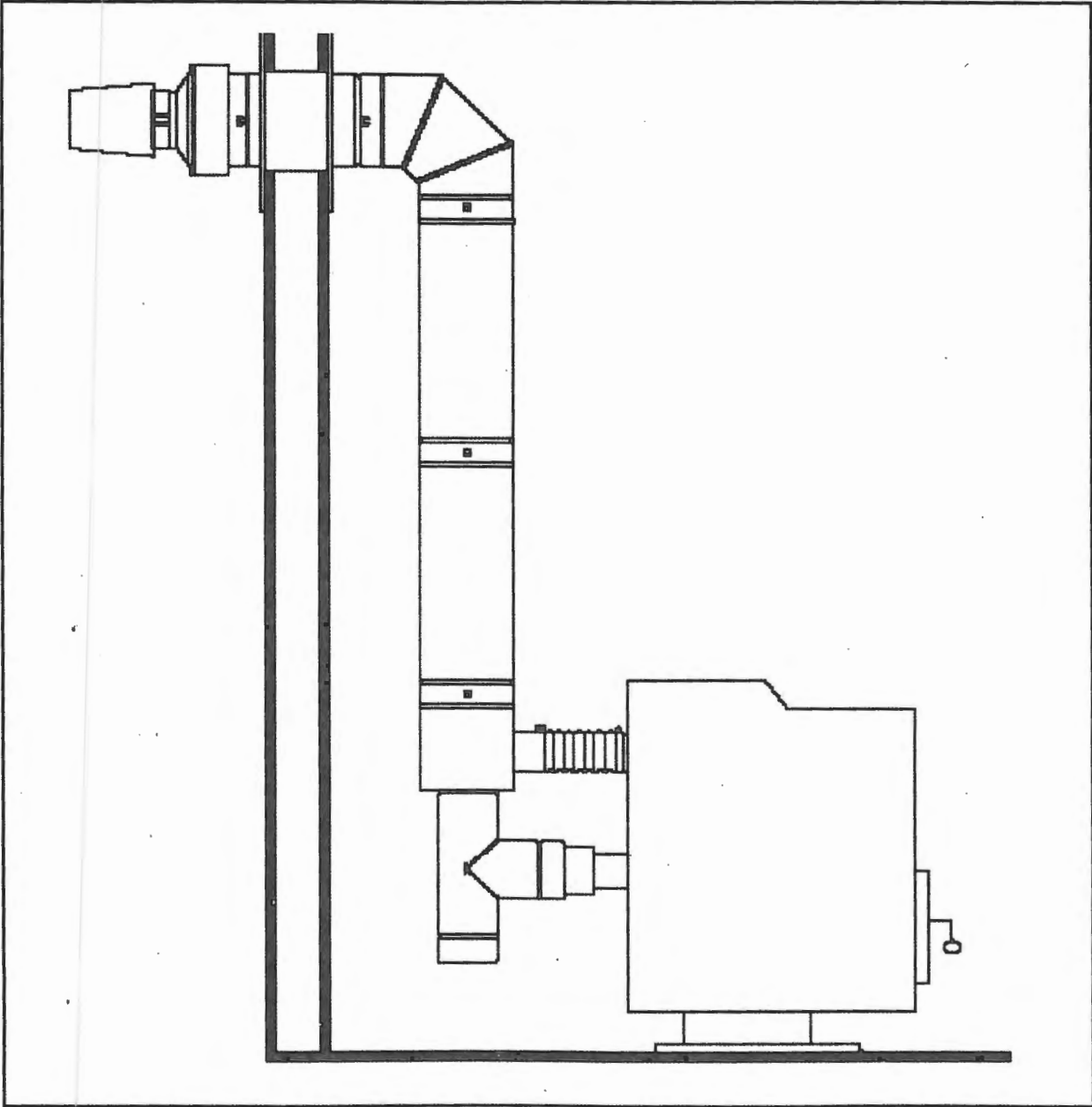
INSTALLING YOUR ROOM HEATER - continued

SELKIRK DIRECT-TEMP VENT SYSTEM FOR PELLET STOVE HEATERS

Images courtesy of Selkirk

UP & OUT HORIZONTAL TERMINATION KIT

Figure 12



CLEARANCES TO COMBUSTIBLES

INSTALL ALL VENTS AT CLEARANCES SPECIFIED BY THE VENT MANUFACTURER!

When your Pellet Stove Room Heater is being installed on a combustible floor it is mandatory that a 1/2" (13mm) thick non-combustible hearth pad be installed under the heater. The non-combustible hearth pad must extend at least the width of the heater and at least the depth of the heater plus 6 inches (152mm) out in front of the heater. This applies to both freestanding heaters and insert heaters.

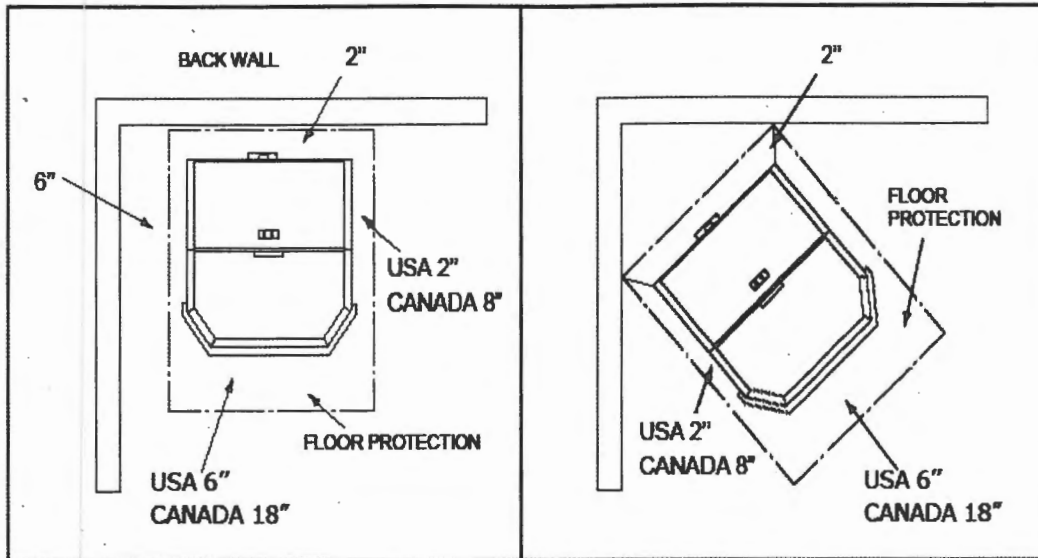
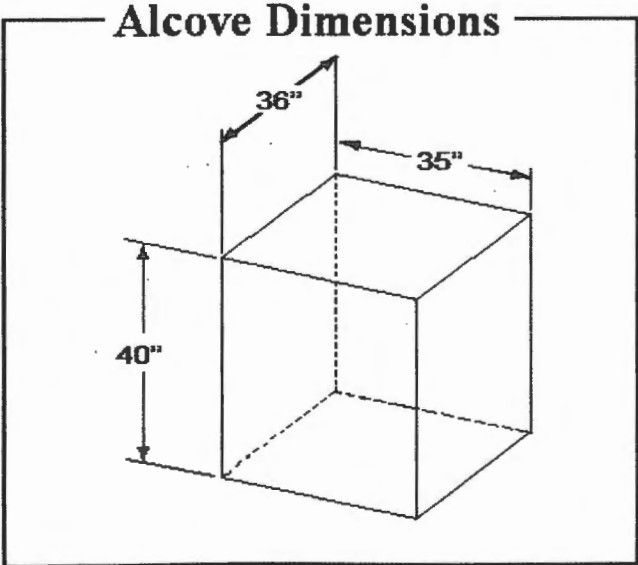
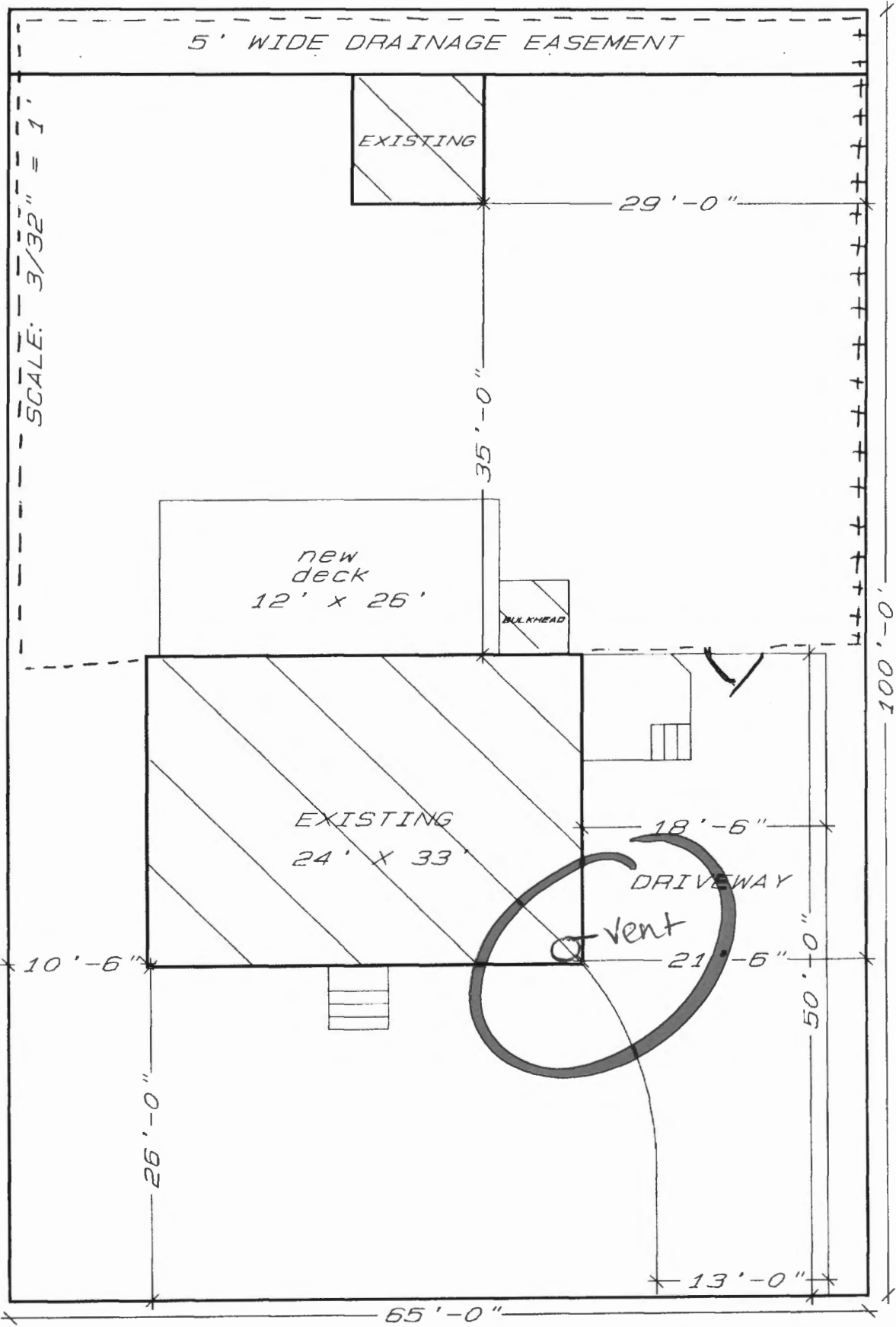


Figure 5

Figure 6





No door accessing back yard

--- denotes 6' stockade fencing
 +++ denotes 6' existing stockade fence

Latch will 54" from bottom of fence on outside facing driveway self closing & self latching