Date: 07/23/15

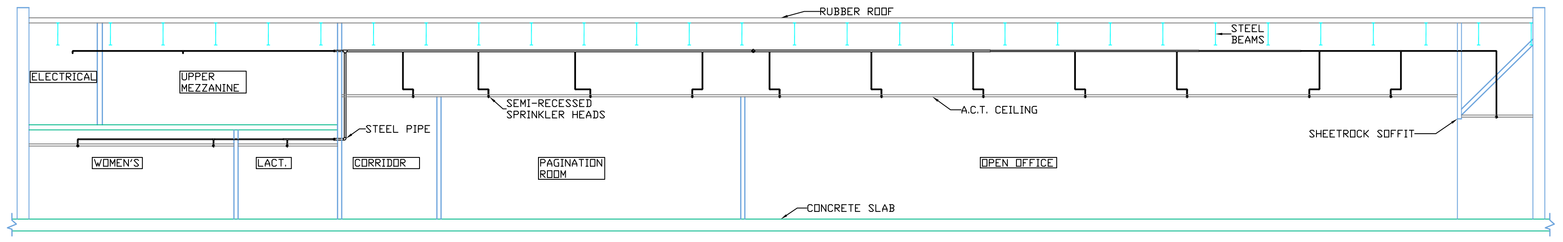

SECTION DETAIL "A"

SCALE - NOT TO SCALE



L.L. BEAN

SCALE - 1/8"= 1'-0"
TOTAL PROTECTED AREA = 27,650 SQFT

PROJECT DESCRIPTION

BUILDING CONST:

THE BUILDING IS 1 LEVEL
CONSTRUCTED OF STEEL, CONCRETE
AND GYP BOARD.
STEEL PIPING THROUGHOUT

BUILDING OCCUPANCY:

THE BUILDING WAS BUILT & DESIGNED FOR OFFICE SPACE ONLY

SPRINKLER SYSTEM DESIGN:

THIS IS A WET SYSTEM THROUGHOUT
THE SPRINKLER SYSTEM WAS RETROFITTED TO MEET APPLICABLE CODES REGARDING NFPA 13 2010ed. SYSTEM.

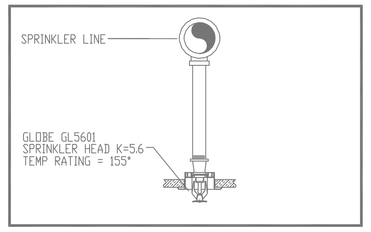

SPRINKLER DETAIL

SCALE - NOT TO SCALE

SPRINKLER SYSTEM COMPONENT DESCRIPTIONS

1. 8" DCL UNDERGROUND (BY OTHERS) 1'-0" ABOVE GRADE MINIMUM
2. 6" OS&Y GATE VALVE
3. WATER PRESSURE GAUGE
4. 4" SWING CHECK VALVE FOR F.D.C. FEED 48" MINIMUM FROM EXTERIOR
5. 2 1/2" SIAMESE FDC WITH ESCUTCHEON
6. 1/2" AUTOMATIC BALL DRIP
7. 6" RELIABLE ALARM VALVE WITH RETARD CHAMBER
8. VANE FLOW SWITCH
9. 2" DRAIN PIPED TO EXTERIOR
10. 3/4" GALVANIZED FEED TO WATER MOTOR GONG
11. WATER MOTOR GONG ON EXTERIOR OF BUILDING
12. 8" ELECTRIC BELL FOR SPRINKLER SYSTEM ON EXTERIOR OF BUILDING
13. 6" FEED TO ZONE VALVES

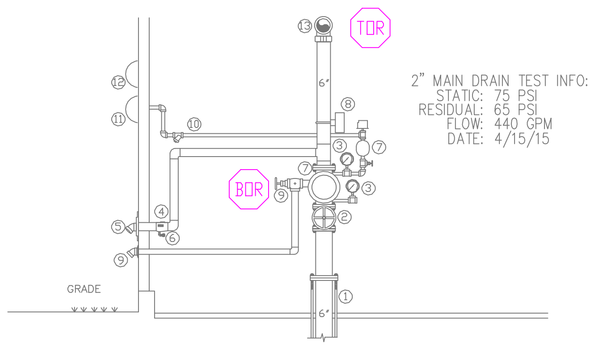

2" MAIN DRAIN TEST INFO:
STATIC: 75 PSI
RESIDUAL: 65 PSI
FLOW: 440 GPM
DATE: 4/15/15

EXISTING RISER DETAIL

SCALE - NOT TO SCALE

DESIGN AREA NUMBER 1

HYDRAULIC DESIGN CRITERIA

LOCATION= SOUTH EAST CORNER
TYPE OF SYSTEM=NFPA 13 WET
AREA OF OPERATION= 950-SQ.FT.
NUMBER OF SPRINKLERS=9
DENSITY=.1 W/ HOSE DEMAND OF 100 GPM
HAZARD CLASS=LIGHT
HEAD SPACING= 196 SQ.FT.

SYSTEM DEMAND INCLUDING HOSE @
BASE OF RISER= 30.0-GPM 31-PSI
SAFETY MARGIN= 39-PSI

HIGH TECH FIRE PROTECTION
P.O. BOX 156
MINOT, ME. 04258-0258
TEL:(207) 998-2551 FAX:(207) 998-4187
MAINE LICENSE # 102

GENERAL CONTRACTOR ON RECORD:

ZACHUA CONSTRUCTION
JON PROVOST
OFFICE: 865-9925
CELL: 807-8980

SPECIAL APPLICATIONS:

NO.	DESCRIPTION:
1.	FIRE CAULK WALL PENETRATION WHERE REQUIRED TO MEET BUILDING SPECIFIC RATINGS.

LEGEND:

- RN PIPE RISER UP
- DN PIPE RISER DOWN
- EXISTING STEEL
- PROPOSED NEW STEEL
- SYSTEM RISER
- A HYDRAULIC CALC. POINT

DESIGN NOTES:

ALL PIPING 1 1/2" & LARGER TO BE SCHEDULE 10 WITH GROOVED FITTING.

ALL PIPING 1 1/4" & SMALLER TO BE SCHEDULE 40 WITH APPROPRIATE FITTING.

POSITION, LOCATION, SPACING, AND USE OF SPRINKLERS SHALL BE IN ACCORDANCE WITH NFPA 13.

POSITION, LOCATION, SPACING, AND USE OF HANGERS SHALL BE IN ACCORDANCE WITH NFPA 13.

HYDRAULIC CALCULATION PROCEDURES HAVE BEEN DONE IN ACCORDANCE WITH NFPA 13. (SEE PLANS FOR LOCATION OF REMOTE AREAS, HYDRAULIC REFERENCE POINTS, AND SYSTEM DEMANDS.)

HIGH TECH FIRE PROTECTION IS TO BEGIN WORK AT EXISITNG PIPING INSIDE THE BUILDING.

DIMENSIONS AND LOCATIONS GIVEN FOR SPRINKLER HEADS AND PIPE MAY VARY TO ACCOMMODATE ACTUAL FIELD CONDITIONS.

OWNER TO PROVIDE ADEQUATE HEAT THROUGHOUT BUILDING TO PREVENT WATER FILLED PIPING AND EQUIPMENT FROM FREEZING TEMPERATURES.

ALL MECHANICAL, ELECTRICAL AND PLUMBING TRADES TO COORDINATE THEIR WORK WITH SPRINKLER CONTRACTOR.

ALL ELECTRIC WORK IS TO BE DONE BY OTHERS.

HEAD LEGEND:

GLOBE
MODEL GL5601
221 /155°
K=5.6
1/2" WHITE PENDENT
SEMI-RECESSED ESC.

GLOBE
MODEL GL5615
48 /200°
K=5.6
1/2" BRASS UPRIGHT
ON SPRIGS
DEFLECTORS 1" TO 12" BELOW
NON-COMBUSTIBLE CEILINGS

GLOBE
MODEL GL5626
2 /200°
K=5.6
1/2 HORIZONTAL SIDEWALL
BENEATH OVERHEAD GARAGE DOORS

OR APPROVED EQUAL

TOTAL HEADS ON THIS SHEET 271

SCALE 1/8"=1'-0"

REVISIONS:

NO.	DATE:	DESCRIPTION:

DATE: JUNE 26, 2015
DESIGNER: ED PENNELL
CHECKED BY: J.FOSS / E.POULIN
NICET LEVEL: III 126801 RMS808

LOCATION:
CHESIRE BUILDING
75 NORTHPORT DRIVE
PORTLAND, ME

DRAWING TITLE:
L.L. BEAN
CHESIRE BUILDING
FIRE PROTECTION PLAN
(NFPA 13 2010ed.)

DRAWING NO.:
FP-01