ABBREVIATIONS

GENERAL

AD	ACCESS DOOR
ADD'L	ADDITIONAL
AFF	ABOVE FINISHED FLOOR
ALT	ALTITUDE OR ALTERNATE
AMP	AMPERE
AP	ACCESS PANEL
APD	AIR PRESSURE DROP
ARCH	ARCHITECT
AS	AIR STREAM
ATC	AUTOMATIC TEMPERATURE CONTROL
AVE	AVERAGE
BLDG	BUILDING
BOD	BOTTOM OF DUCT
BTU	BRITISH THERMAL UNIT
BTUH	BTU PER HOUR
C TO C	CENTER TO CENTER
CENT	CENTRIFUGAL
CFM	CUBIC FEET PER MINUTE
CL	CENTERLINE
CLG	CEILING OR COOLING
COL	COLUMN
CONC	CONCRETE
CONN	CONNECTION
CONTR	CONTRACTOR
D	DRAIN OR DEPTH
DB	DRY BULB TEMPERATURE
DEG	DEGREE
DIA	DIAMETER
DIM	DIMENSION
DN	DOWN
EA	EACH OR EXHAUST AIR
EAT	ENTERING AIR TEMPERATURE
EFF	EFFICIENCY
ELEC	ELECTRICAL
ENT	ENTER
ESP	EXTERNAL STATIC PRESSURE
EXIST.	EXISTING
EXT	EXTERNAL
F	FAHRENHEIT
FA	FREE AREA
FC	FLEXIBLE CONNECTION
FLA	FULL LOAD AMPS
FLEX	FLEXIBLE
FPM	FEET PER MINUTE
FT	FEET
GA	GAUGE
GALV	GALVANIZED
GC	GENERAL CONTRACTOR
GWB	GYPSUM WALL BOARD
HD	HEAD
HGT	HEIGHT
HP	HORSEPOWER OR HIGH POINT
HR	HOUR
HTG	HEATING
HZ	HERTZ (FREQUENCY, CYCLES PER SECOND)
ID	INSIDE DIAMETER
IN	INCHES
KW	KILOWATT
L	LENGTH
LAT	LEAVING AIR TEMPERATURE
LUVR	LOUVER
LVG	LEAVING
MAX	MAXIMUM
MBH	THOUSAND BTUH
MCA	MINIMUM CIRCUIT AMPS
MECH	MECHANICAL
MF'R	MANUFACTURER
MIN	MINIMUM
N/A	NOT APPLICABLE
NC	NORMALLY CLOSED OR NOISE CRITERIA
NIC	NOT IN CONTRACT
NO	NORMALLY OPEN
NO.	NUMBER
NOM	NOMINAL
NTS	NOT TO SCALE
OA	OUTSIDE AIR
OC	ON CENTER
OV	OUTLET VELOCITY
PD	PRESSURE DROP
PH	PHASE
POS	PROVIDED BY OTHER SECTION
QTY	QUANTITY
R	RADIUS
RA	RETURN AIR
RET	RETURN
REQ'D	REQUIRED
RM	ROOM
SCH	SCHEDULE
SCR	SCREEN
SEN	SENSIBLE
SP	STATIC PRESSURE
SPECS	SPECIFICATIONS
SF	SQUARE FEET
STL	STEEL
SUP	SUPPLY
T	TEMPERATURE
TA	THROWAWAY
TEMP	TEMPERATURE
TSTAT	THERMOSTAT
TON	12,000 BTUH COOLING CAPACITY
TOT	TOTAL
TYP	TYPICAL
V	VOLTS (ELECTRICAL)
VEL	VELOCITY
W	WIDTH OR WATT
W/	WITH
WB	WET BULB TEMPERATURE
WC	WATER COLUMN
WG	WATER GAUGE
W/O	WITHOUT
X	EXISTING EQUIPMENT TO BE REMOVED
XM	EXISTING EQUIPMENT TO REMAIN
XN	NEW LOCATION OF RELOCATED EQUIPMENT
XR	EXISTING EQUIPMENT TO BE RELOCATED

DUCT

AL	ACOUSTICAL DUCT LINER
BDD	BACKDRAFT DAMPER
BOD	BOTTOM OF DUCT
CD	CEILING DIFFUSER
DIFF	DIFFUSER
EA	EXHAUST AIR
EG	EXHAUST GRILLE
ER	EXHAUST REGISTER
FBD	FLAT BOTTOM DUCT
FD	FIRE DAMPER (W/ ACCESS DOOR)
OED	OPEN END DUCT
RA	RETURN AIR
RG	RETURN GRILLE
RR	RETURN REGISTER
SA	SUPPLY AIR
SG	SUPPLY GRILLE
SR	SUPPLY REGISTER
TA	THROW AWAY OR TRANSFER AIR
TG	TRANSFER GRILLE
TOD	TOP OF DUCT
TR	TRANSFER
TSP	TOTAL STATIC PRESSURE (IN. WG)
TV	TURNING VANES
VD	VOLUME DAMPER
WMS	WIRE MESH SCREEN

EQUIPMENT

AC	AIR CONDITIONING OR AIR CONDITIONING UNIT
ACCU	AIR COOLED CONDENSING UNIT
AF	AIR FILTER OR AIR FOIL
CP	CONDENSATE DRAIN PUMP
DX	DIRECT EXPANSION
EBB	ELECTRIC BASEBOARD
REG	REGISTER
RTU	ROOF TOP UNIT
TD	TRANSFER DUCT

PIPING

BOP	BOTTOM OF PIPE
CO	CLEAN-OUT
MAV	MANUAL AIR VENT
TOP	TOP OF PIPE

REFRIGERATION

DX	DIRECT EXPANSION
HGB	HOT GAS BYPASS
RL	REFRIGERANT LIQUID
RS	REFRIGERANT SUCTION

DUCTWORK

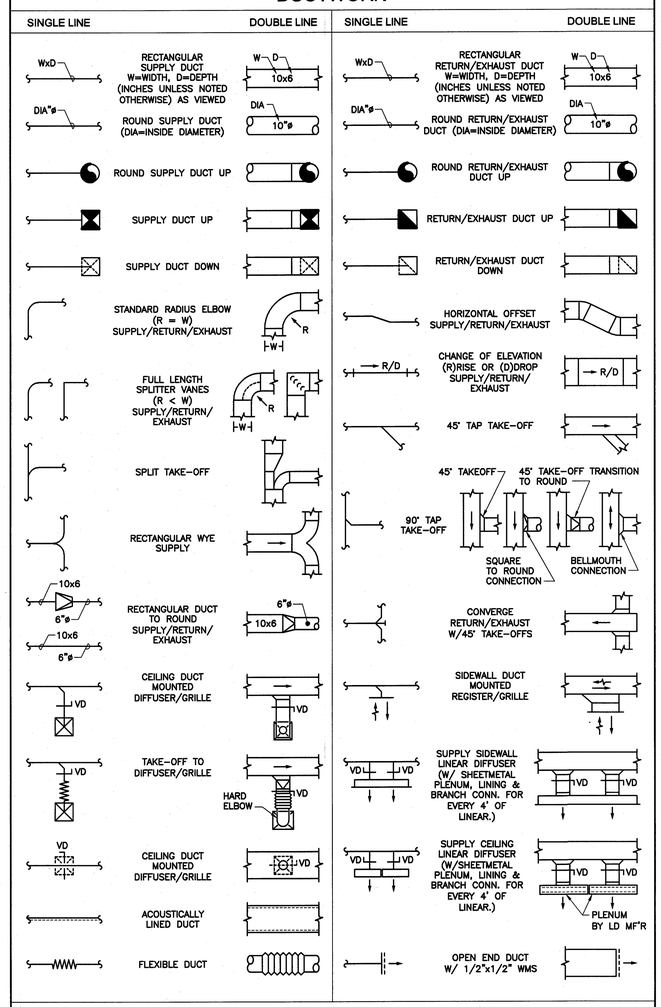

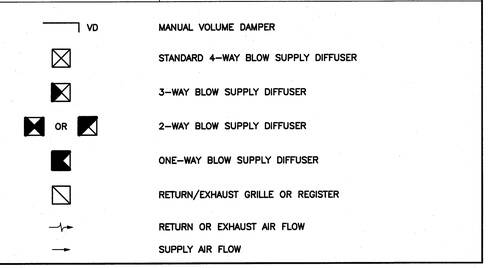

PIPING ABBREVIATIONS

D	DRAIN
RL	REFRIGERANT LIQUID
RS	REFRIGERANT SUCTION

PIPING LEGEND

	DIRECTION OF FLOW
	PIPE – DOWN
	PIPE – UP
CO	CLEANOUT FOR CONDENSATE DRAIN
	PIPE BREAK (SINGLE LINE)

CALLOUT SYMBOLS

	CONNECT NEW TO EXISTING
1	REVISION NUMBER
T	TEMPERATURE SENSOR OR THERMOSTAT
	REMOVE EXISTING ITEM
SA(100)	S = SUPPLY A = SCHEDULED DIFFUSER. (100) = CFM TO BALANCE TO
RA(100)	R = RETURN A = SCHEDULED GRILLE. (100) = CFM TO BALANCED TO

EQUIPMENT REQUIRING ELECTRICAL SERVICE,
SEE SCHEDULE FOR PERFORMANCE REQUIREMENTS:

TAG 3.1

- SCHEDULED EQUIPMENT UNIT NUMBER
- FIRST DIGIT(S) = LEVEL WHERE UNIT IS LOCATED:
  1 = FIRST FLOOR
  2 = SECOND FLOOR
  3 = THIRD FLOOR, ETC
  R = ROOF
- SECOND DIGIT(S):
  1 = FIRST UNIT OF THIS EQUIPMENT TYPE ON THIS LEVEL.
  2 = SECOND UNIT OF THIS EQUIPMENT TYPE ON THIS LEVEL.
  3 = THIRD UNIT OF THIS EQUIPMENT TYPE ON THIS LEVEL, ETC.
  (DUE TO EDITING NOT ALL NUMBERS MAY BE USED)

56 NORTHPORT DRIVE
(1361 WASHINGTON AVENUE)
PORTLAND, ME

Liberty Mutual.

RDK ENGINEERS
Andover, MA - Boston, MA - New Brunswick, NJ
-Amherst, MA - Durham, NC - Charlotte, NC
70 Fargo Street Boston, MA 02210-1964
T.617-345-9885

PROJECT SCOPE

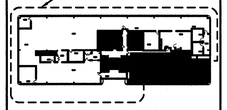

PROJECT NORTH

STATE OF MAINE
GREGORY J. TITTERINGTON
5674
REGISTERED PROFESSIONAL ENGINEER

ADD Inc
311 SUMMER STREET BOSTON, MA 02210 617.234.3100

ISSUANCES

No.	Description	Date
1	ISSUED FOR PERMIT	12/23/08

Checked by:

HVAC
LEGEND, SYMBOLS
& ABBREVIATIONS

Drawing Scale: N.T.S.

Job No. 20080729

H-000

M:\20585\20080729 – Liberty Mutual, 511 Congress St, Portland, ME\Vhvac\20080729 H-000 HVAC LEGEND SYMBOLS & ABBREVIATIONS.dwg [Layout1] December 18, 2008 - 9:56am mmonteiro
© 2008 ADD Inc