

TACO BELL

DRIVE THRU RESTAURANT

LIVE MAS MEDIUM40



1363 WASHINGTON AVE.
PORTLAND, ME 04101

LEGAL JURISDICTION:	PORTLAND, MAINE
BUILDING CODE:	IBC 2003, UPC 2000, NMC 1993, NEC 1999
BUILDING AREA:	BUILDING 2,061 S.F.
SEATING:	40
OCCUPANCY:	A2
TYPE CONSTRUCTION:	TYPE VB

BUILDING AREA AND OCCUPANT LOAD			
TYPE	AREA	FACTOR	OCCUPANTS
DINING ROOM	695 S.F.	1:15 SF	47
KITCHEN	981 S.F.	1:200 SF	5
TOTAL			52

PROJECT SUMMARY

REFE TO STRUCTURAL DRAWINGS

DESIGN CRITERIA

REFER TO CIVIL DRAWINGS.

LEGAL DESCRIPTION

OWNER
TONY FRAZIER
P: 214.385.0878
Email: tfrazier@gacusfoods.com

ARCHITECT
MARK D. MCCLUGGAGE, AIA, CCS
1525 E. DOUGLAS
WICHITA, KS 67211
Contact: ROSA GADDY
P: 316.265.9367

CIVIL ENGINEER
DAVE FENSTERMACHER, PE
2 BEDFORD FARMS DRIVE, STE. 200
BEDFORD, NH 03110
P: 603.391.3929
Email: dfenstermacher@vhb.com

STRUCTURAL ENGINEER
T.F. MORAN, INC.
48 CONSTITUTION DRIVE
BEDFORD, NH 03110
Contact: JOAQUIN DENOYA
P: 603.472.4488 Email: jdenoya@tfmoran.com

MECH. / ELEC. ENGINEER
DeVITA & ASSOCIATES, INC.
1150 E. WASHINGTON
GREENVILLE, SC 29601
Contact: RYAN GRAY
P: 864.232.6642

PROJECT DIRECTORY

NOT USED

TITLE/SITE

T1.0 TITLE SHEET

CIVIL

CIVIL TITLE SHEET
C-1 LEGEND AND GENERAL NOTES
C-2 LAYOUT AND MATERIALS
C-3 UTILITY PLAN
C-4 DETAILS
C-5 DETAILS

LANDSCAPE

L-1 PLANTING PLAN
SV-1 EXISTING CONDITIONS PLAN OF LAND

STRUCTURAL

S1.1 FOUNDATION PLAN
S1.2 EXISTING FRAMING PLAN
S1.3 NEW FRAMING PLAN
S2.1 FRAMING DETAILS
S2.2 FRAMING SECTIONS
S2.3 FRAMING SECTIONS
S2.4 FRAMING SECTIONS

ARCHITECTURAL

A1.0 FLOOR PLAN
A1.1 DOOR & WINDOW ELEVATIONS & SCHEDULES
A2.0 EQUIPMENT AND SEATING PLAN
A2.1 EQUIPMENT SCHEDULE
A3.0 ROOF PLAN
A4.0 EXTERIOR ELEVATIONS
A4.1 EXTERIOR ELEVATIONS
A5.0 WALL SECTIONS
A5.1 WALL SECTIONS
A5.2 WALL SECTIONS
A6.0 CONSTRUCTION DETAILS - EXTERIOR
A6.1 CONSTRUCTION DETAILS - DOOR / WINDOW
A6.2 CONSTRUCTION DETAILS - WALL
A6.3 FINISH DETAILS
A6.4 CONSTRUCTION DETAILS - INTERIOR
A7.0 FLOOR FINISH PLAN
A7.1 REFLECTED CEILING PLAN
A7.2 FINISH SCHEDULE
A8.0 INTERIOR ELEVATIONS - DINING ROOM
A8.1 INTERIOR ELEVATIONS, ENLARGED RESTROOM & OFFICE PLAN
A8.2 INTERIOR ELEVATIONS - KITCHEN

ACCESSIBILITY

ADA1.0 ACCESSIBILITY REQUIREMENTS
ADA1.1 ACCESSIBILITY REQUIREMENTS

MECHANICAL

M1.0 MECHANICAL SCHEDULES AND NOTES
M2.0 DUCT AND DIFFUSER PLAN
M3.0 HOOD DRAWINGS - PLANS AND SECTIONS
M4.0 MECHANICAL & HOOD DETAILS

PLUMBING

P1.0 PLUMBING SCHEDULES AND NOTES
P2.0 WASTE AND VENT PLAN
P3.0 WATER AND GAS PLAN
P4.0 PLUMBING ROUGH-IN PLAN
P5.0 RISER DIAGRAMS
P6.0 PLUMBING DETAILS

ELECTRICAL

E1.0 SITE ELECTRICAL PLAN
E2.0 RISER DIAGRAM AND LEGEND
E2.1 PANEL SCHEDULES AND LOAD SUMMARY
E3.0 POWER FLOOR PLAN
E3.1 ENLARGED POWER PLAN AND DETAILS
E3.2 POWER ROOF PLAN
E4.0 LIGHTING PLAN & SCHEDULE
E5.0 COMMUNICATIONS PLAN
E6.0 ELECTRICAL DETAILS
E7.0 ELECTRICAL DETAILS

SCOPE OF WORK

IN BOOK FORMAT

SPECIFICATIONS

IN BOOK FORMAT


- A. ALL WORK SHALL CONFORM TO THE 2009 EDITION OF THE INTERNATIONAL BUILDING CODE, AND ALL OTHER APPLICABLE CODES, STANDARDS, AND REGULATIONS OF THE CITY OF PORTLAND AND COUNTY OF CUMBERLAND.
- B. IT IS INTENDED THAT A COMPLETE OCCUPIABLE BUILDING PROJECT IS PROVIDED.
- C. THE GENERAL CONDITIONS OF THE CONTRACT FOR CONSTRUCTION (A.I.A. A201 LATEST EDITION) ARE A PART OF THESE CONTRACT DOCUMENTS. A COPY IS ON FILE AT THE ARCHITECT'S OFFICE.
- D. DO NOT SCALE THESE DRAWINGS. VERIFY ALL DIMENSIONS AND CONDITIONS IN THE FIELD. ANY DISCREPANCIES IN THESE DRAWINGS SHALL BE BROUGHT TO THE ATTENTION OF THE ARCHITECT PRIOR TO STARTING WORK.
- E. ALL PROPOSED SUBSTITUTIONS SHALL BE APPROVED BY THE YUM BRANDS CONSTRUCTION MANAGER, IN WRITING, PRIOR TO INSTALLATION.
- F. SUBMIT PAY FEES AND OBTAIN ALL PERMITS ASSOCIATED WITH THE PROJECT EXCEPT GENERAL BUILDING PERMIT. THIS INCLUDES, BUT IS NOT LIMITED TO ELECTRICAL, MECHANICAL, PLUMBING, FIRE SPRINKLER, HOOD ANSUL, OR OTHER RELATED FIRE PERMITS, ENCROACHMENT PERMIT, ETC. YUM BRANDS WILL PAY FOR "CONNECTION FEES" ASSOCIATED WITH UTILITY PERMITS. PAY FOR TEMPORARY FACILITIES FEES AS REQUIRED TO COMPLETE THE WORK IN A TIMELY MANNER.
- G. PROVIDE EACH SUBCONTRACTOR WITH A COMPLETE AGENCY-PERMITTED DRAWING SET AT TIME OF CONSTRUCTION.
- H. ALL ABBREVIATIONS INCLUDED FOLLOW INDUSTRY STANDARDS. CONTACT ARCHITECT IF ANY ABBREVIATIONS ARE NOT CLEAR.
- I. GC SHALL SUPPLY AND INSTALL ALL ASPECTS OF THE PROJECT DESCRIBED IN THIS DRAWING SET UNLESS OTHERWISE NOTED. SEE SCOPE OF WORK FOR EXCEPTIONS.
- J. GRAPHIC AND WRITTEN INFORMATION ON DRAWINGS SHALL BE COORDINATED WITH ALL TRADES PRIOR TO INSTALLATION.
- K. ALL MATERIALS STAGED TO BE USED FOR CONSTRUCTION SHALL BE PROTECTED FROM EXCESSIVE MOISTURE. IF THEY ARE EXPOSED TO MOISTURE THEY SHOULD BE ADEQUATELY DRIED BEFORE ENCAPSULATED INTO THE BUILDING.
- L. ALL PAINTS, ADHESIVES, COATINGS AND SEALANTS USED INSIDE THE BUILDING SHALL HAVE A LOW VOC CONTENT.

NAME, ROOM NAME, ELEV. LETTER, ELEV. SHEET, SHEET NUMBER, ELEVATION NUMBER, CEILING HEIGHT, BLDG. SECTION LETTER, BLDG. SECTION SHEET, DETAIL NUMBER, DIRECTION OF DETAIL, DETAIL SHEET, REVISION NUMBER, BLDG. HEIGHT REFERENCE POINT

AX.X, AX, X, X-000, XX, X, XXX|000, GREEN


REFER TO STRUCTURAL, MECHANICAL, PLUMBING AND ELECTRICAL SHEETS FOR SPECIFIC SYMBOLS

GENERAL DRAWING SYMBOLS




VICINITY MAP

PROJECT GENERAL NOTES

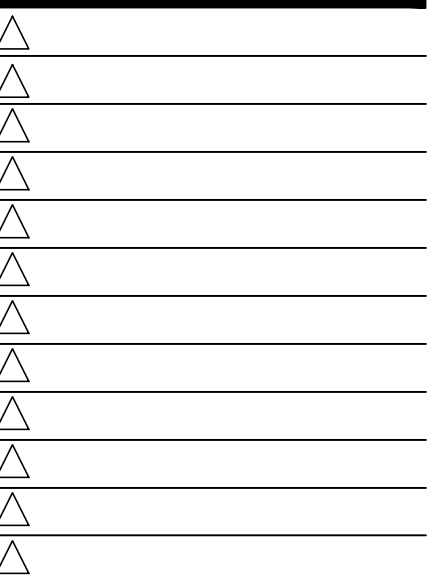


MARK D. MCCLUGGAGE, AIA, CCS
1525 E. DOUGLAS, WICHITA, KS 67211
Tel: (316) 265-9367
Fax: (316) 265-5646
MAINE REG. # RAC2323



07/14/16

15034.000



CONTRACT DATE: 07.06.2016
BUILDING TYPE: CONVERSION
PLAN VERSION: FEBRUARY 2015
SITE NUMBER: XXX-XXX
STORE NUMBER: XXXXX

TACO BELL

1363 WASHINGTON AVE.
PORTLAND, ME



TITLE SHEET

T1.0

PLOT DATE:

SHEET INDEX