


970135

FILL IN AND SIGN WITH INK



APPLICATION FOR PERMIT FOR HEATING, COOKING OR POWER EQUIPMENT

Portland, Maine, 2/20/97

To the INSPECTOR OF BUILDINGS, PORTLAND, ME.

The undersigned hereby applies for a permit to install the following heating, cooking or power equipment in accordance with the Laws of Maine, the Building Code of the City of Portland, and the following specifications:

Location 26 Racine Ave Use of Building 1-fam dwlg No. Stories New Building Existing " Name and address of owner of appliance Bay State Developmnt Installer's name and address Philip Terison Pl & Htg 829-3965 Telephone 62 Orchard Rd- Cumberland ME 04102 General Description of Work To install forced hot water heating system

IF HEATER, OR POWER BOILER

Location of appliance basement Any burnable material in floor surface or beneath? no If so, how protected? Kind of fuel? natural gas Minimum distance to burnable material, from top of appliance or casing top of furnace 24 inch From top of smoke pipe 0 c.l. From front of appliance 24 in. From sides or back of appliance 10 in. Size of chimney flue n/a Other connections to same flue n/a If gas fired, how vented? power vent Rated maximum demand per hour 130,00 btu Will sufficient fresh air be supplied to the appliance to insure proper and safe combustion? yes

IF OIL BURNER

Name and type of burner Labelled by underwriters' laboratories? Will operator be always in attendance? Does oil supply line feed from top or bottom of tank? Type of floor beneath burner Size of vent pipe Location of oil storage Number and capacity of tanks Low water shut off Make No. Will all tanks be more than five feet from any flame? How many tanks enclosed? Total capacity of any existing storage tanks for furnace burners

IF COOKING APPLIANCE

Location of appliance Any burnable material in floor surface or beneath? If so, how protected? Height of Legs, if any Skirting at bottom of appliance? Distance to combustible material from top of appliance? From front of appliance From sides and back From top of smokepipe Size of chimney flue Other connections to same flue Is hood to be provided? If so, how vented? Forced or gravity? If gas fired, how vented? Rated maximum demand per hour

MISCELLANEOUS EQUIPMENT OR SPECIAL INFORMATION

cost of work: \$3000 Philip Terison master plumber #8042

Amount of fee enclosed? \$35

- 1. 1 1/2" FILL PIPE 2. 1 1/4" VENT PIPE 3. Kind of fuel 4. Burner rating 5. Name & Label 6. Remote control 7. High limit control 8. Main cutoff switch 9. Low water cutoff 10. High limit control 11. Piping support & protection 12. Valves in supply line 13. Capacity of tanks 14. Tank venting 15. Oil leaks 16. Inadequate venting 17. Inadequate venting 18. Inadequate venting 19. Inadequate venting 20. Thermal control

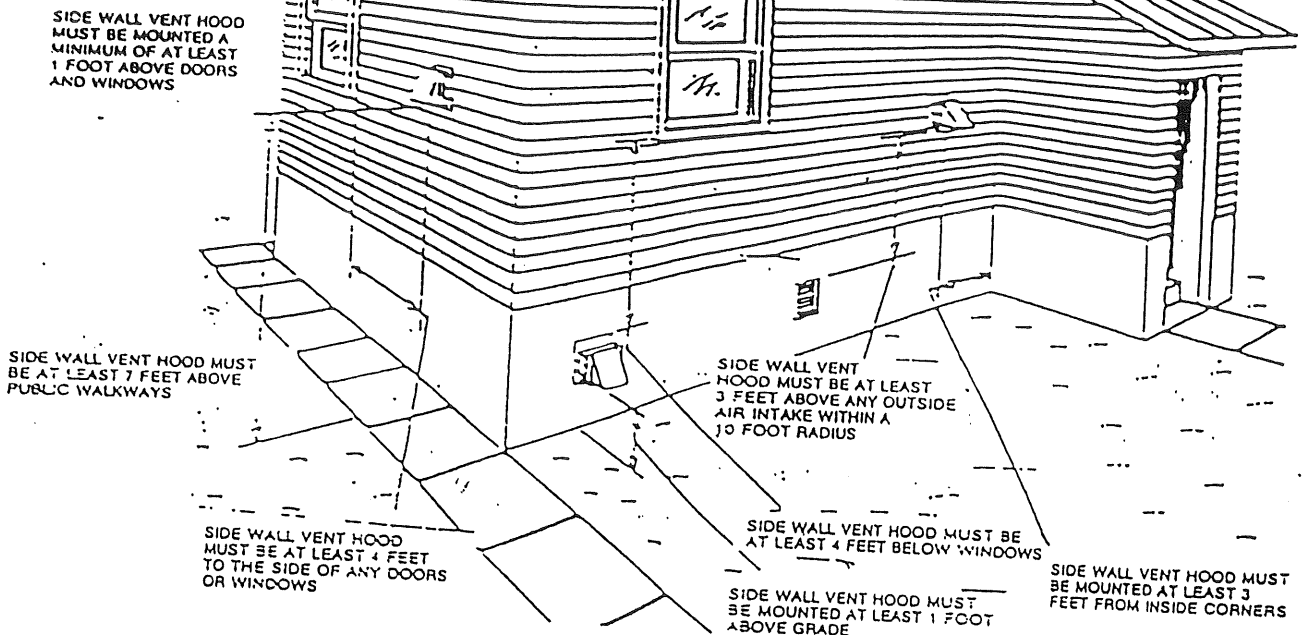
APPROVED:



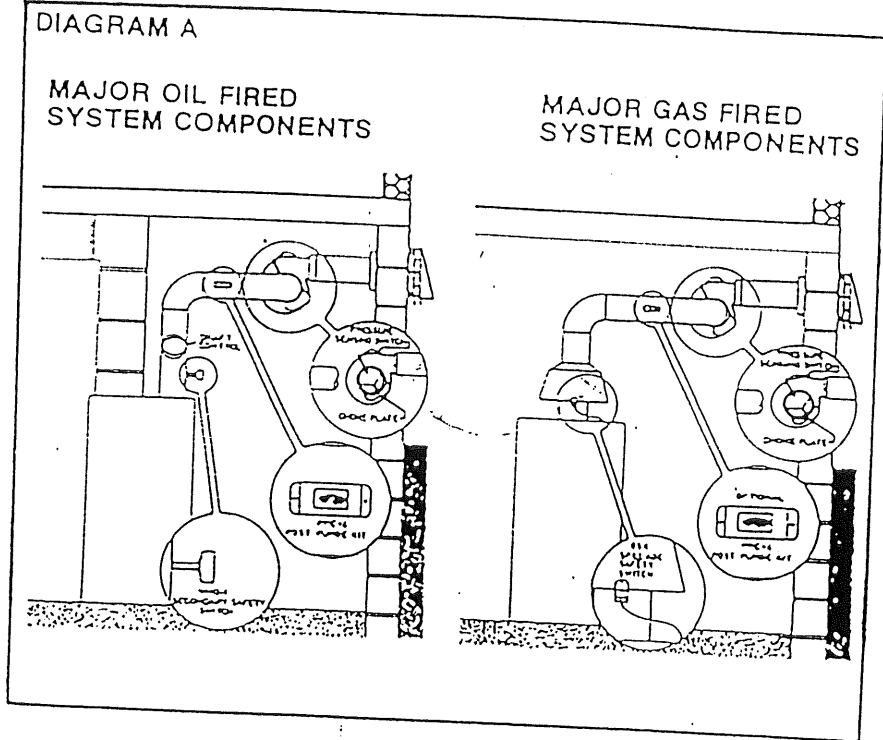
I hereby certify that there will be in charge of the above work a person competent to see that the State and City requirements pertaining thereto are complied with.

Signature of Installer

INSPECTION FILE APPLICANT'S ASSESSOR'S COPY



CAUTION: The power venter should never be installed with the venter motor in the vertical position, because this position traps heat in the venter housing and this WILL cause damage to the motor. The venter should be installed with at least a 90 deg. elbow off the heating appliance. For maximum bearing life, install in the horizontal position. For a typical installation See Diagram A.



7000/5,000
4/10

BUILDING PERMIT REPORT

DATE: 21/Feb/97 ADDRESS: 26 Racine Ave.

REASON FOR PERMIT: Heating System

BUILDING OWNER: Bay STATE Dve.

CONTRACTOR: owner

PERMIT APPLICANT: _____ APPROVAL: * / * 6


CONDITION OF APPROVAL OR DENIAL

1. This permit does not excuse the applicant from meeting applicable State and Federal rules and laws.
2. Before concrete for foundation is placed, approvals from the Development Review coordinator and Inspection Services must be obtained. (A 24 hour notice is required prior to inspection)
3. Precaution must be taken to protect concrete from freezing.
4. It is strongly recommended that a registered land surveyor check all foundation forms before concrete is placed. This is done to verify that the proper setbacks are maintained.
5. Private garages located beneath habitable rooms in occupancies in Use Group R-1, R-2, R-3 or I-1 shall be separated from adjacent interior spaces by fire partitions and floor/ceiling assembly which are constructed with not less than 1-hour fire resisting rating. Private garages attached side-by-side to rooms in the above occupancies shall be completely separated from the interior spaces and the attic area by means of ½ inch gypsum board or the equivalent applied to the garage means of ½ inch gypsum board or the equivalent applied to the garage side. (Chapter 4 Section 407.0 of the BOCA/1996)
6. All chimneys and vents shall be installed and maintained as per Chapter 12 of the City's Mechanical Code. (The BOCA National Mechanical Code/1993) UL 103.
7. Guardrail & Handrails A guardrail system is a system of building components located near the open sides of elevated walking surfaces for the purpose of minimizing the possibility of an accidental fall from the walking surface to the lower level. Minimum height all Use Groups 42", except Use Group R which is 36". In occupancies in Use Group A, B, H-4, I-1, I-2 M and R and public garages and open parking structures, open guards shall have balusters or be of solid material such that a sphere with a diameter of 4" cannot pass through any opening. Guards shall not have an ornamental pattern that would provide a ladder effect.
8. Headroom in habitable space is a minimum of 7'6".
9. Stair construction in Use Group R-3 & R-4 is a minimum of 10" tread and 7 3/4" maximum rise. All other Use group minimum 11" tread. 7" maximum rise.
10. The minimum headroom in all parts of a stairway shall not be less than 80 inches.
11. Every sleeping room below the fourth story in buildings of use Groups R and I-1 shall have at least one operable window or exterior door approved for emergency egress or rescue. The units must be operable from the inside without the use of special knowledge or separate tools. Where windows are provided as means of egress or rescue they shall have a sill height not more than 44 inches (1118mm) above the floor. All egress or rescue windows from sleeping rooms shall have a minimum net clear opening height dimension of 24 inches (610mm). The minimum net clear opening width dimension shall be 20 inches (508mm), and a minimum net clear opening of 5.7 sq. ft.
12. Each apartment shall have access to two (2) separate, remote and approved means of egress. A single exit is acceptable when it exits directly from the apartment to the building exterior with no communications to other apartment units.
13. All vertical openings shall be enclosed with construction having a fire rating of at least one (1) hour, including fire doors with self closer's.
14. The boiler shall be protected by enclosing with (1) hour fire-rated construction including fire doors and ceiling, or by providing automatic extinguishment.
15. All single and multiple station smoke detectors shall be of an approved type and shall be installed in accordance with the provisions of the City's building code Chapter 9, Section 19, 920.3.2 (BOCA National Building Code/1996), and NFPA 101 Chapter 18 & 19. (Smoke detectors shall be installed and maintained at the following locations):
 - In the immediate vicinity of bedrooms
 - In all bedrooms
 - In each story within a dwelling unit, including basements

In addition to the required AC primary power source, required smoke detectors in occupancies in Use Groups R-2, R-3 and

I-1 shall receive power from a battery when the AC primary power source is interrupted. (Interconnection is required)

16. A portable fire extinguisher shall be located as per NFPA #10. They shall bear the label of an approved agency and be of an approved type.
17. The Fire Alarm System shall be maintained to NFPA #72 Standard.
18. The Sprinkler System shall be maintained to NFPA #13 Standard.
19. All exit signs, lights, and means of egress lighting shall be done in accordance with Chapter 10 Section & Subsections 1023. & 1024. Of the City's building code. (The BOCA National Building Code/1996)
20. All construction and demolition debris must be disposed at the City's authorized reclamation site. The fee rate is attached. Proof of such disposal must be furnished to the office of Inspection Services before final Certificate of Occupancy is issued or demolition permit is granted.
21. Section 25-135 of the Municipal Code for the City of Portland states, "No person or utility shall be granted a permit to excavate or open any street or sidewalk from the time of November 15 of each year to April 15 of the following year".
22. The builder of a facility to which Section 4594-C of the Maine State Human Rights Act Title 5 MRSA refers, shall obtain a certification from a design professional that the plans commencing construction of the facility, the builder shall submit the certification to the Division of Inspection Services.
23. This permit does not excuse the applicant from obtaining any license which may be needed from the City Clerk's office.
24. Ventilation shall meet the requirements of Chapter 12 Sections 1210. of the City's Building Code.
25. _____
26. _____
27. _____



P. Samuel Hoffes, Chief of Code Enforcement

cc: Lt. McDougall, PFD
Marge Schmuckal