# APPLICATION FOR PERMIT

DEPARTMENT OF BUILDING INSPECTIONS SERVICES
ELECTRICAL INSTALLATIONS

Date. 1/12/87

Dat. Dec. 30, 19 86
Receipt and Permit number D 09853

To the CHIEF ELECTRICAL INSPECTOR, *Portland, Maine:*
*The undersigned hereby applies for a permit to make electrical installations in accordance with the laws of Maine, the Portland Electrical Ordinance, the National Electrical Code and the following specifications:*

LOCATION OF WORK: Lot # 5 Deep Wood Drive
OWNER'S NAME: ~~[illegible]~~ Gobin Bldrs ADDRESS: Pine Lot - off Allen Ave. Ext

| | FEES |
|---|---|
| OUTLETS: Receptacles ___ Switches ___ Plugmold ___ ft. TOTAL ___ | |
| FIXTURES: (number of) Incandescent ___ Flourescent ___ (not strip) TOTAL ___ | |
| Strip Flourescent ___ ft. | |
| SERVICES: Overhead ___ Underground ___ Temporary x TOTAL amperes 100 | 3.00 |
| METERS: (number of) 1 | .50 |
| MOTORS. (number of) | |
| Fractional ___ | |
| 1 HP or over ___ | |
| RESIDENTIAL HEATING: | |
| Oil or Gas (number of units) ___ | |
| Electric (number of rooms) ___ | |
| COMMERCIAL OR INDUSTRIAL HEATING: | |
| Oil or Gas (by a main boiler) ___ | |
| Oil or Gas (by separate units) ___ | |
| Electric Under 20 kws ___ Over 20 kws ___ | |
| APPLIANCES: (number of) | |
| Ranges ___ Water Heaters ___ | |
| Cook Tops ___ Disposals ___ | |
| Wall Ovens ___ Dishwashers ___ | |
| Dryers ___ Compactors ___ | |
| Fans ___ Others (denote) ___ | |
| TOTAL ___ | |
| MISCELLANEOUS: (number of) | |
| Branch Panels ___ | |
| Transformers ___ | |
| Air Conditioners Central Unit ___ | |
| Separate Units (windows) ___ | |
| Signs 20 sq. ft. and under ___ | |
| Over 20 sq. ft ___ | |
| Swimming Pools Above Ground ___ | |
| In Ground ___ | |
| Fire/Burglar Alarms Residential ___ | |
| Commercial ___ | |
| Heavy Duty Outlets 220 Volt (such as welders) 30 amps and under ___ | |
| over 30 amps ___ | |
| Circus, Fairs, etc. ___ | |
| Alterations to wires ___ | |
| Repairs after fire ___ | |
| Emergency Lights, battery ___ | |
| Emergency Generators ___ | |
| INSTALLATION FEE DUE: | |
| FOR ADDITIONAL WORK NOT ON ORIGINAL PERMIT ..... DOUBLE FEE DUE: | |
| FOR REMOVAL OF A "STOP ORDER" (304-16.b) | |
| TOTAL AMOUNT DUE: | 3.50 |
| min | 5.00 |

INSPECTION:
Will be ready on ready, 19__; or Will Call ___
CONTRACTOR'S NAME: Romar Elec.
ADDRESS: 3[illegible] Clark St. Baco
TEL.: 282-1894
MASTER LICENSE NO.: 0275[illegible]
LIMITED LICENSE NO.: ___
SIGNATURE OF CONTRACTOR: [signature]

INSPECTOR'S COPY — WHITE
OFFICE COPY — CANARY
CONTRACTOR'S COPY — GREEN

**ELECTRICAL INSTALLATIONS —**

Permit Number 09853

Location Lot #5 Deepwood Dr

Owner Gerald Bolles

Date of Permit 12/30/86

Final Inspection 1/12/87

By Inspector [illegible]

Permit Application Register Page No. 134

INSPECTIONS: Service 100 Amp Temp by Russo

Service called in _____

Closing-in _____ / _____ / _____ by _____

PROGRESS INSPECTIONS: 12/31/86 _____ / _____

1/12/87 _____ / _____

_____ / _____ / _____

_____ / _____ / _____

_____ / _____ / _____

_____ / _____ / _____

| DATE: | REMARKS. |
|---|---|
| 12/31/86 | No grounding bushings in meter. |

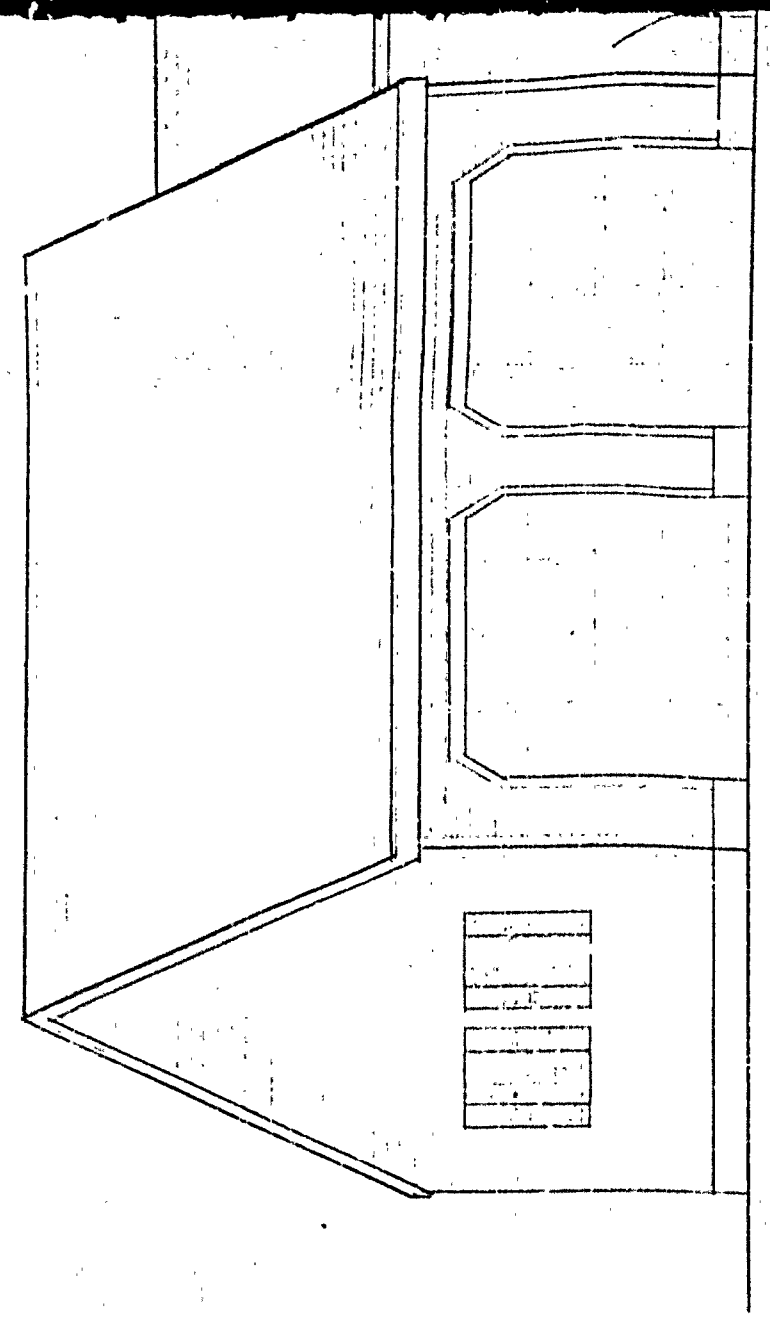

Fig 2

FRONT

SCALE: 1/4"=1'-0"

DATE: 6-27-81

MAPRINE

SHEET

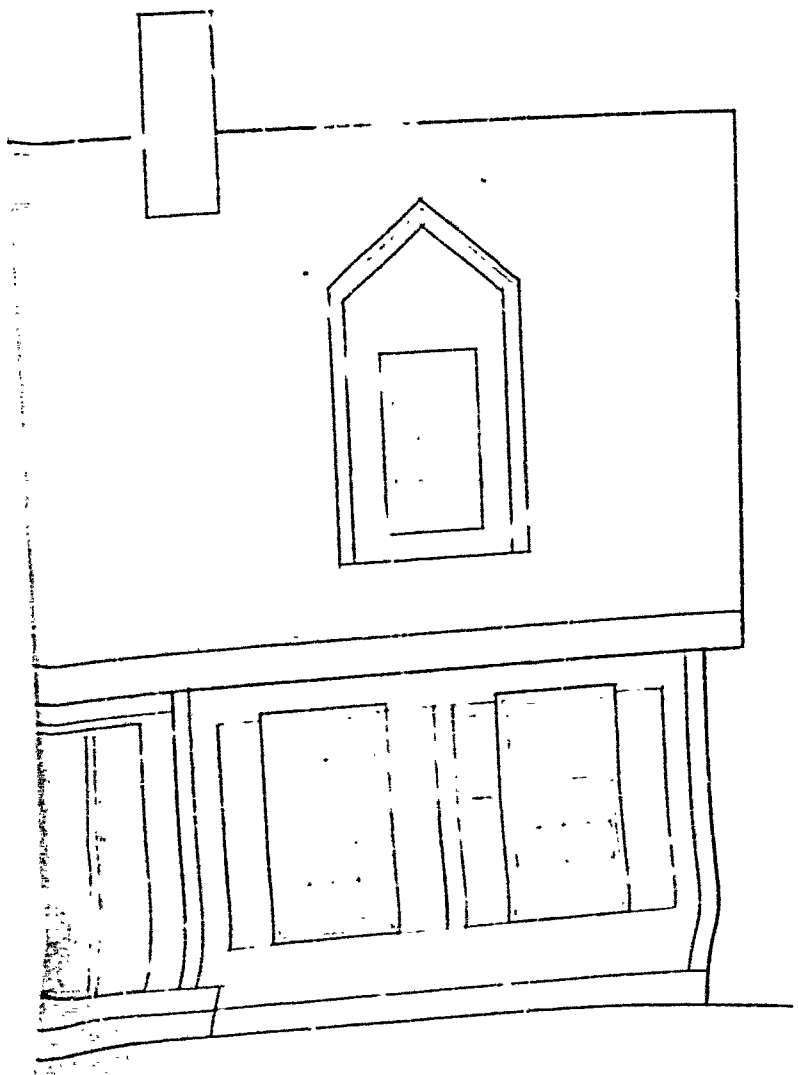

RECEIVED
OCT 3 0 1996
DEPT OF BUILDING INSPECTIONS
CITY OF PORTLAND

ISTASIO
VATION

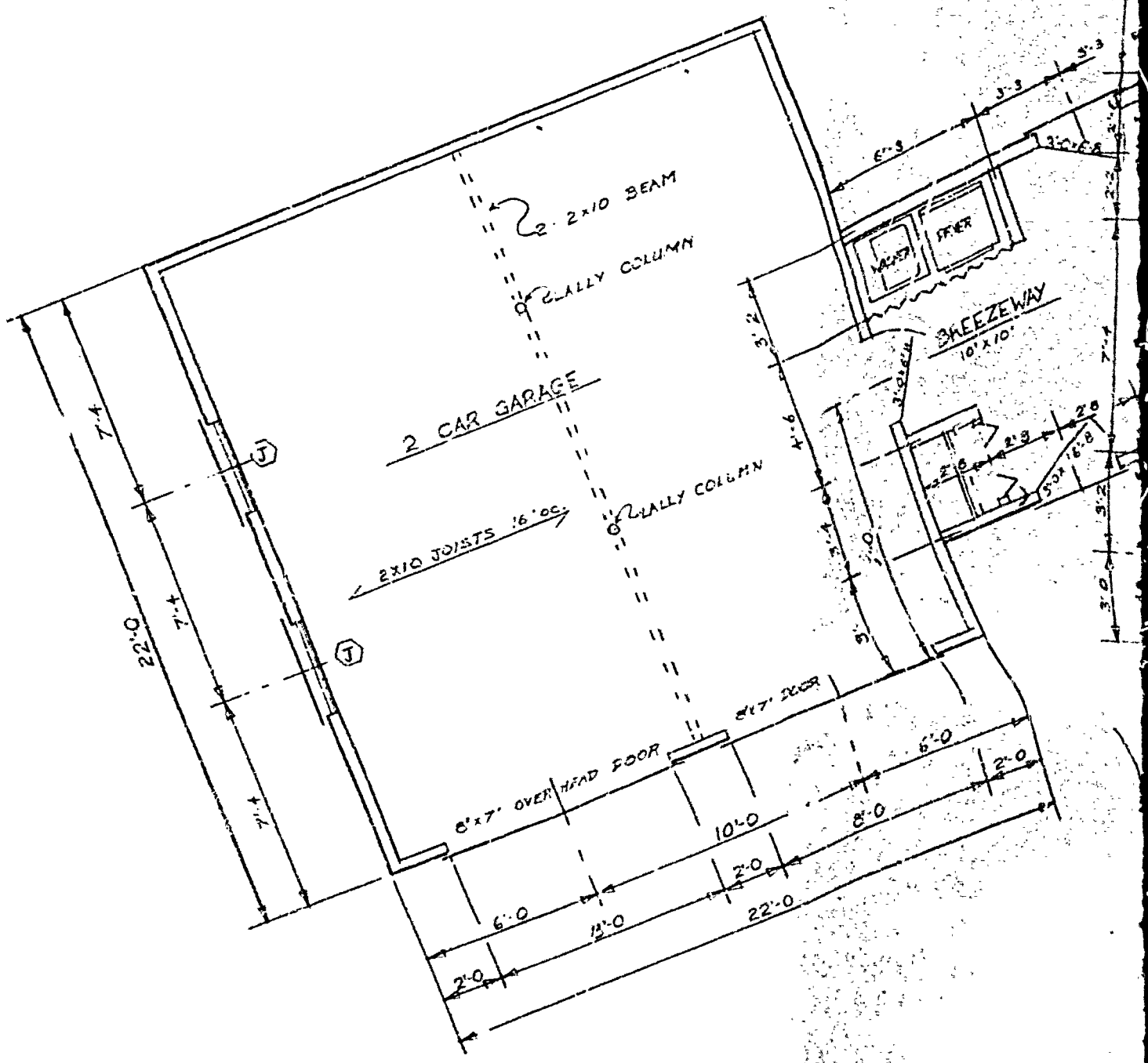

2 CAR GARAGE
2 · 2x10 BEAM
LALLY COLUMN
LALLY COLUMN
2x10 JOISTS 16" OC
J
J
8'x7' OVERHEAD DOOR
8'x7' DOOR
BREEZEWAY
10'x10'
WASHER
DRYER
3'0"x6'8"
3'0"x6'8"
3'0"x6'8"
22'-0
7'-4
7'-4
7'-4
22'-0
6'-0
12'-0
2'-0
2'-0
10'-0
8'-0
6'-0
2'-0
3'-2
4'-6
3'-4
1'-0
3'
6'-3
3'-3
3'-3
2'-8
2'-9
2'-6
3'-10
2'-2
7'-4
3'-2
3'-0

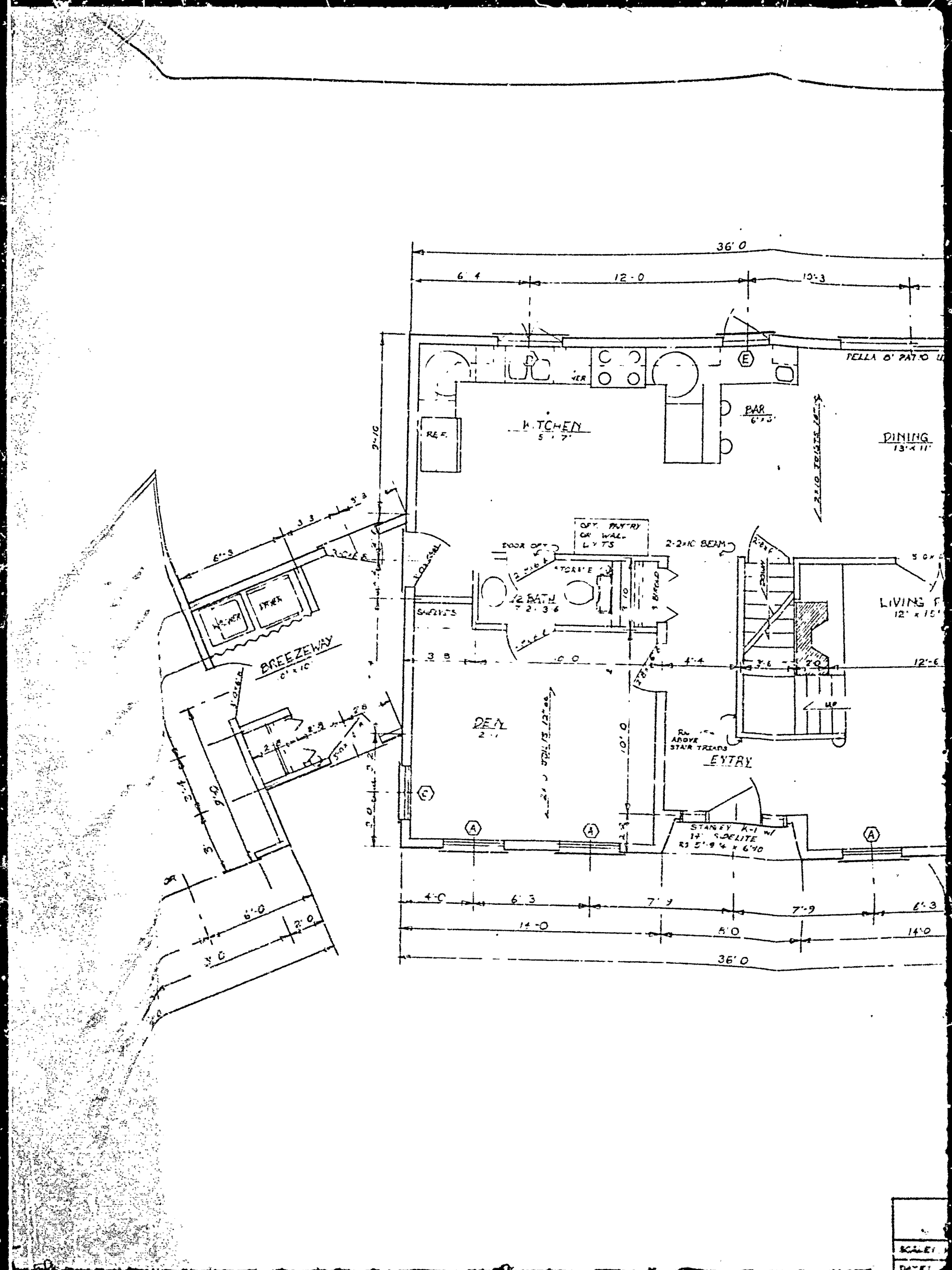

36' 0
6' 4
12 - 0
10'-3
TELLA 6' PATIO
E
KITCHEN
5 x 7'
REF.
BAR
6' x 3'
DINING
13' x 11'
2x10 JOISTS 16" o.c.
9'-10
5' 3
3 3
6'-3
WASHER
DRYER
BREEZEWAY
10' x 10'
OPT. PANTRY
OR WALL
UNITS
DOOR OPT.
2-2x10 BEAM
2'-6x6
STORAGE
1/2 BATH
7' 2 x 3' 6
SHELVES
DOWN
LIVING R
12' x 15'
5 0 x
3 8
10 0
4'-4
3'-6
2'0
12'-6
UP
RAIL
ABOVE
STAIR TREADS
ENTRY
DEN
2x10 JOISTS 12" o.c.
10' 0
C
A
A
A
STANLEY K-1 w/
14" SIDELITE
RO 5'-9 1/4 x 6'10
2'-8
2'-2
2'-8
5'-0x
3'-4
9'-0
3'
6'-0
2'-0
4'-0
6' 3
7' 9
7'-9
6'-3
14 -0
8'0
14'0
36' 0

SCALE:

DATE:

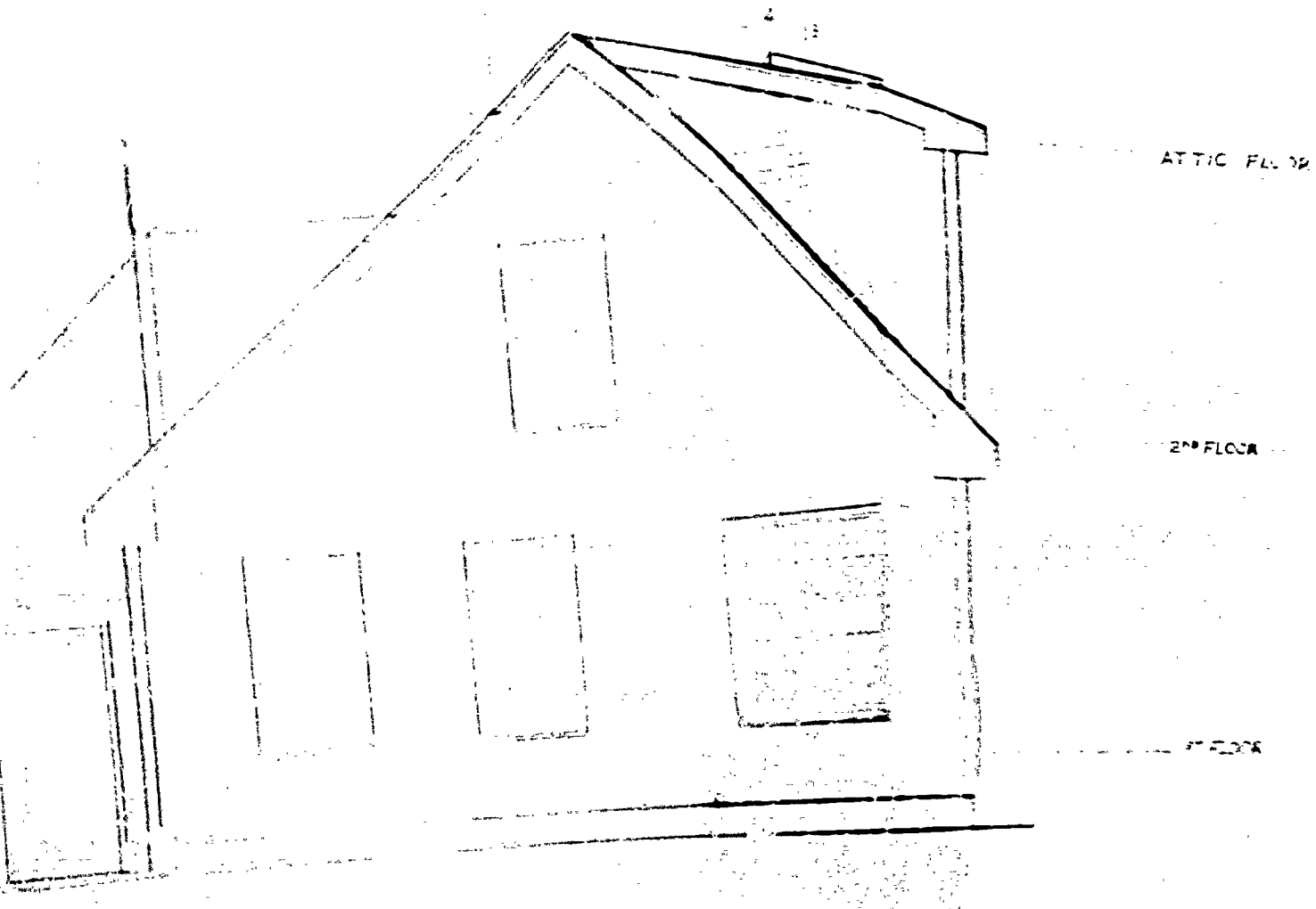


RECEIVED
OCT 30 1985

DISTASIO
ELEVATION
LUMBER

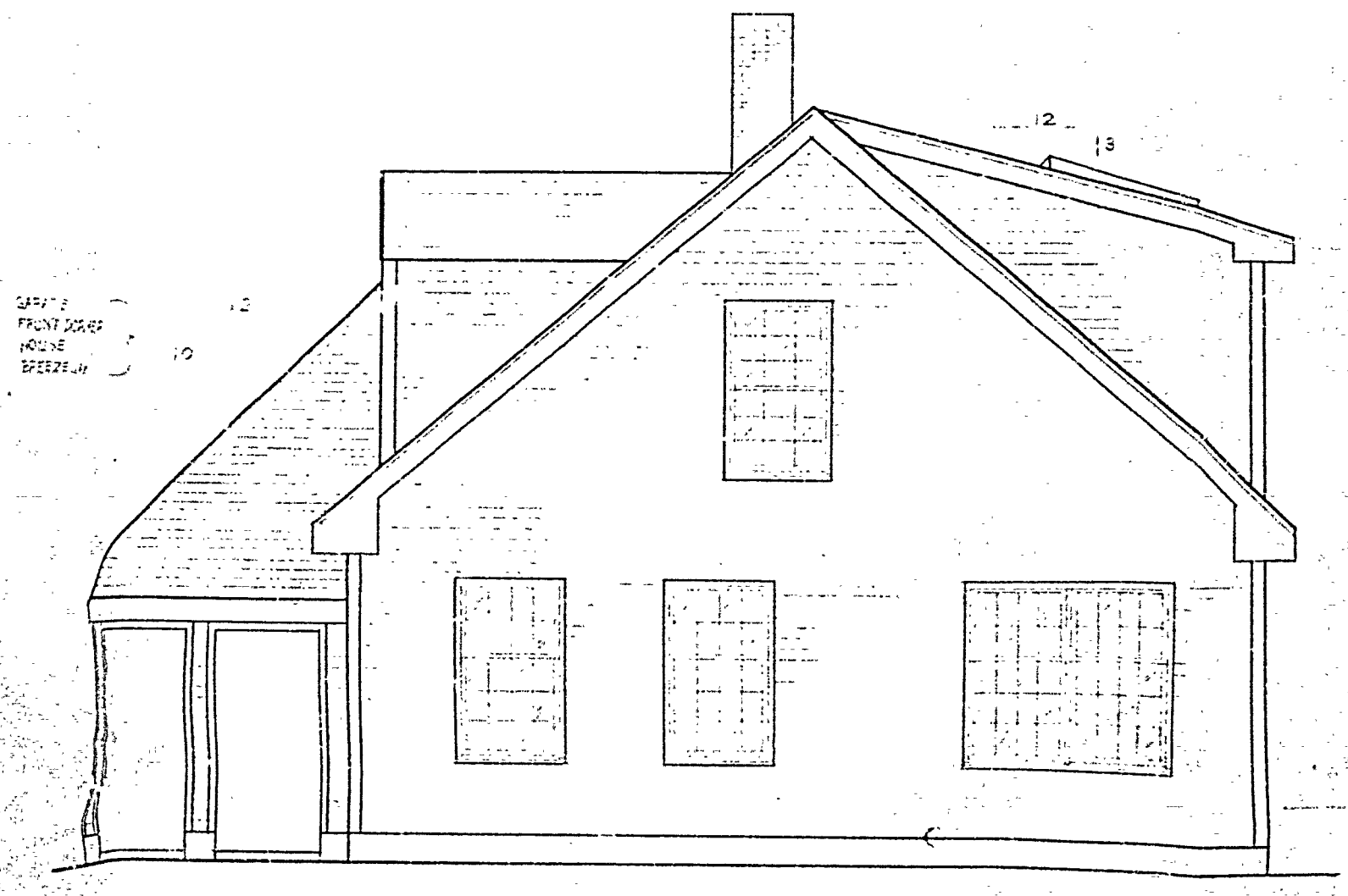


RIGHT SIDE

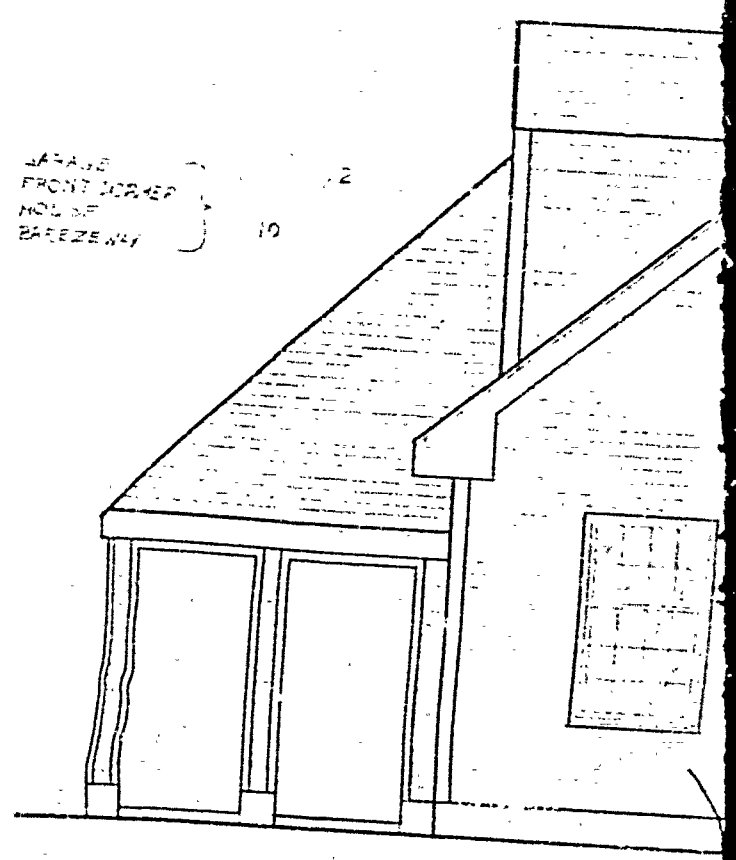


R1

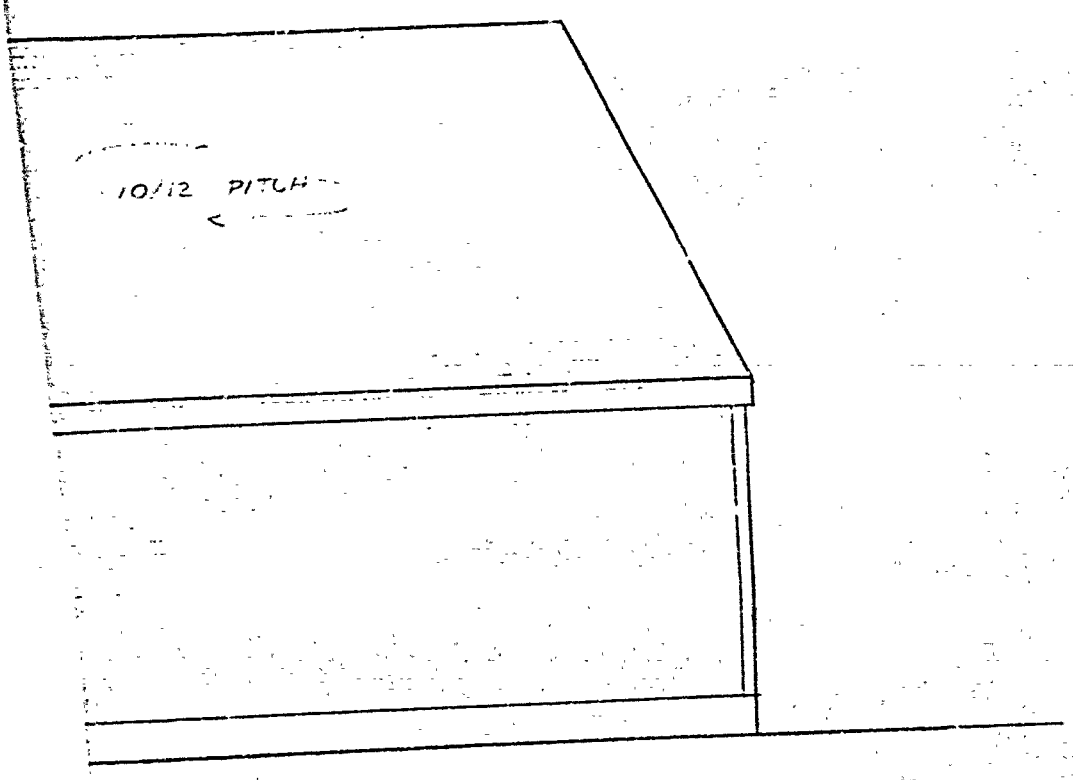


RECEIVED
OCT 3 0 1996

DISTASIO

ELEVATION

LUMBER RETAIL

SC

DRAWN BY R. DAVIS

REVISED:

2 of 7

DRAWING NO: 86-0018


REAR

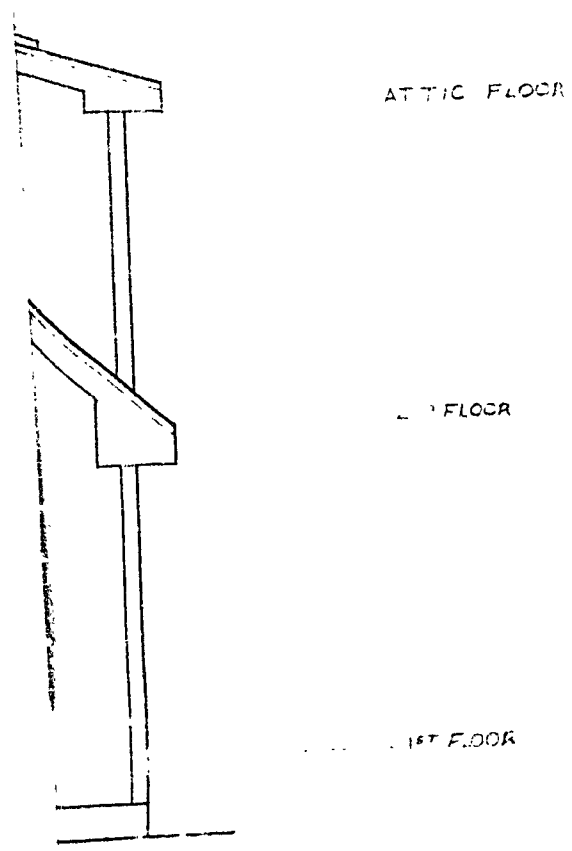


RECEIVED
OCT 30 1985

| | | |
|---|---|---|
| DISTASIO | | |
| SCALE: 1/4" = 1'-0 | ELEVATION | DRAWN |
| DATE: 6-27-85 | | REVISE |
| MARRINER LUMBER RET | | |


Roof Line
3rd overhang
9'6"

Roof Line
3ft overhang

Change Pitch to 10/12 From 9/12
Add Loft Door



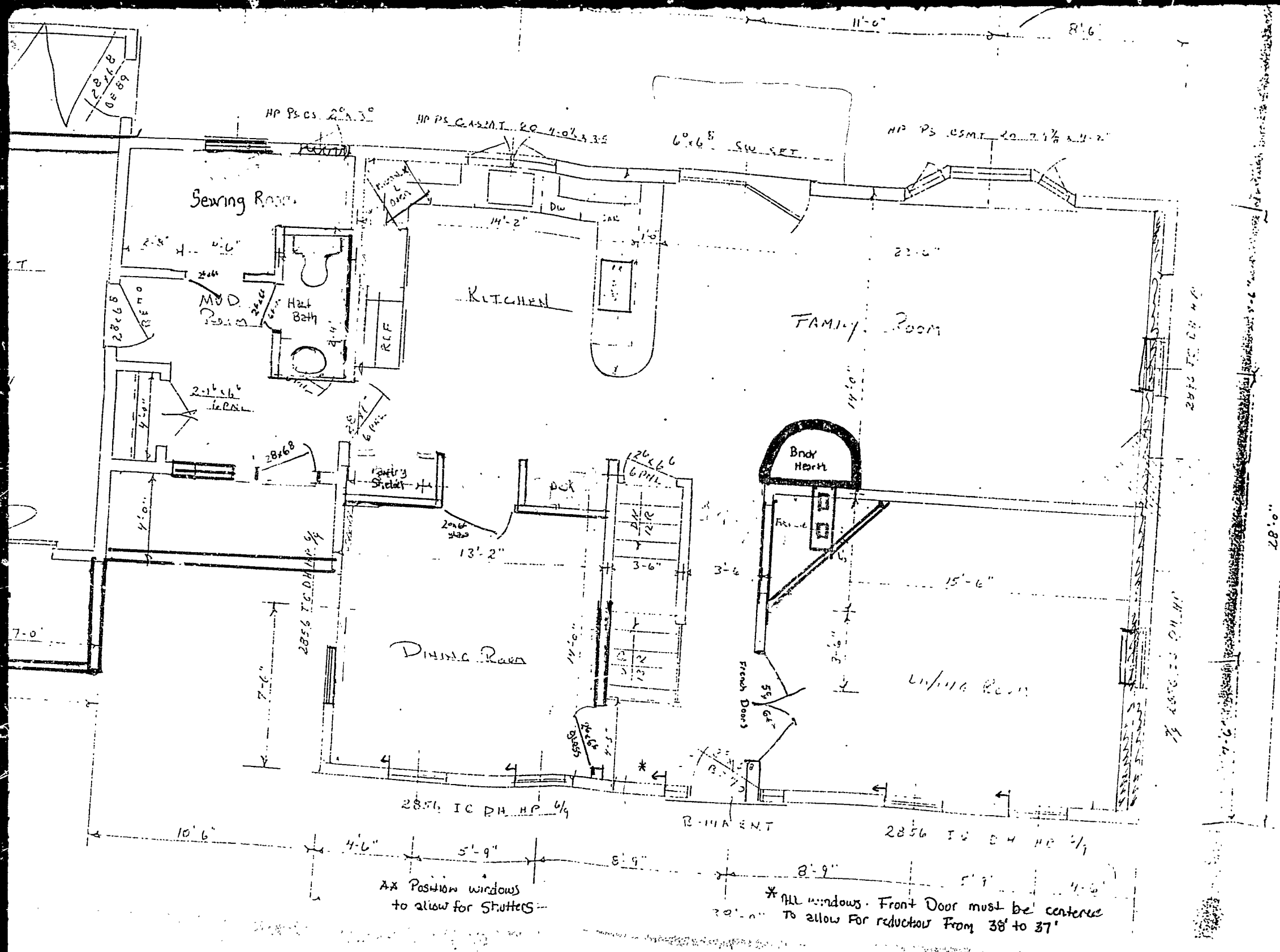
Sewing Room
MUD Room
Half Bath
KITCHEN
FAMILY Room
Dining Room
Living Room
Bndr Hearth
Pantry Shelves
Deck
French Doors
DW
REF
R.C.F.
2-2'6" x 6'6" 6 PANEL
28x68
26x66 6 PANEL
2856 I.C. DH HP 6/9
R-14 A.E.N.T.
11'-6"
14'-2"
22'-6"
13'-2"
3'-6"
15'-6"
10'-6"
4'-6"
5'-9"
8'-9"
28'-0"
7'-6"
7'-0"
AX Position windows to allow for Shutters
* All windows. Front Door must be centered To allow For reduction From 38' to 37'

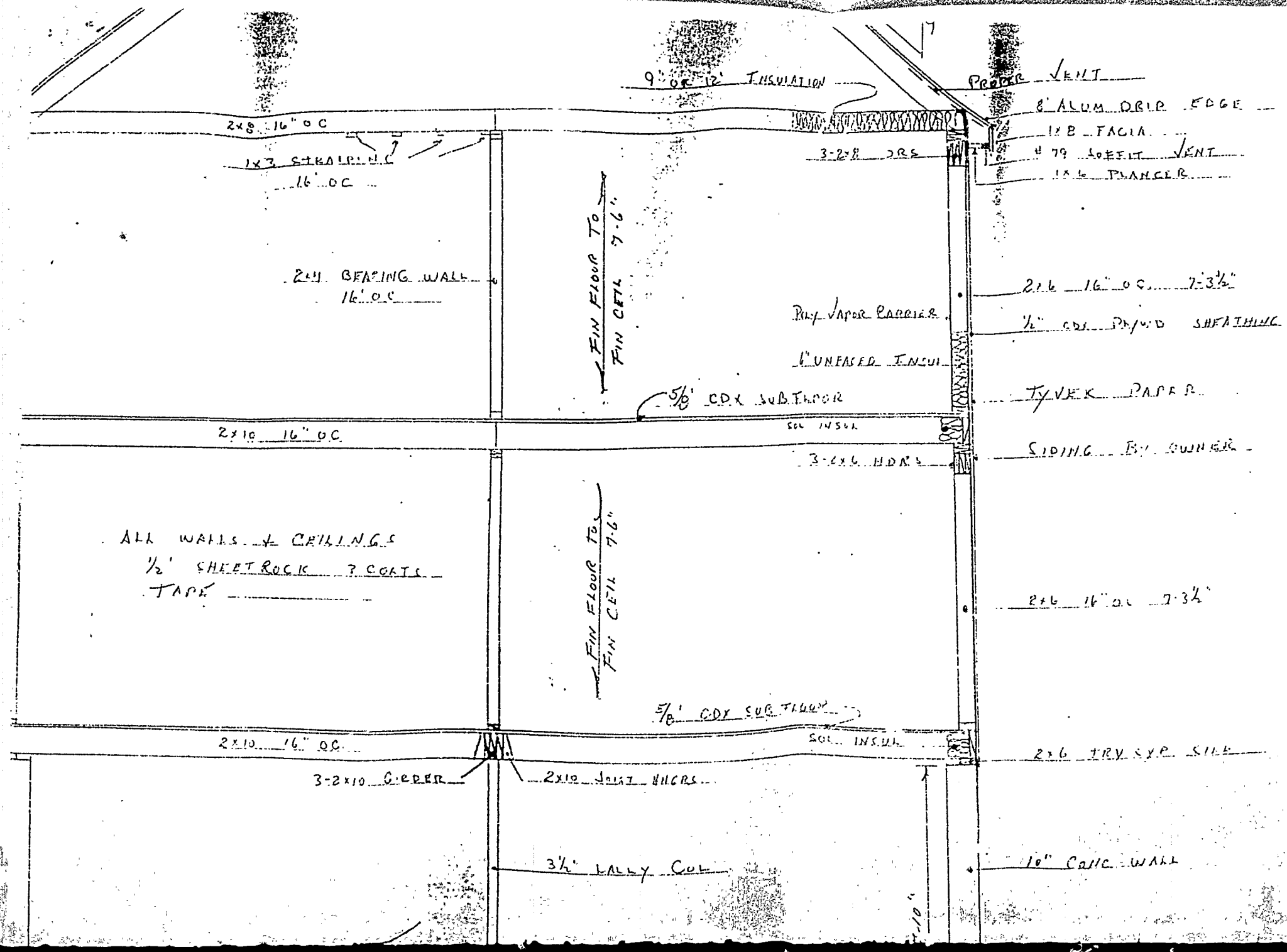
9" OR 12" INSULATION
PROPER VENT
8" ALUM DRIP EDGE
1x8 FACIA
# 79 SOFFIT VENT
1x6 RAFTER
2x8 16" O C
1x3 STRAPPING
16" OC
3-2x8 HDRS
2x4 BEARING WALL
16" O C
FIN FLOOR TO
FIN CEIL 7'-6"
2x6 16" O C 7'-3½"
POLY VAPOR BARRIER
½" CDX PLYWD SHEATHING
6" UNFACED INSUL
5/8" CDX SUBFLOOR
TYVEK PAPER
2x10 16" OC
SOL INSUL
3-2x6 HDRS
SIDING BY OWNER
ALL WALLS + CEILINGS
½" SHEETROCK 2 COATS
TAPE
FIN FLOOR TO
FIN CEIL 7'-6"
2x6 16" O C 7'-3½"
5/8" CDX SUB FLOOR
2x10 16" OC
SOL INSUL
2x6 TRY SYP SIDE
3-2x10 GIRDER
2x10 JOIST HNGRS
3½" LALLY COL
10" CONC WALL

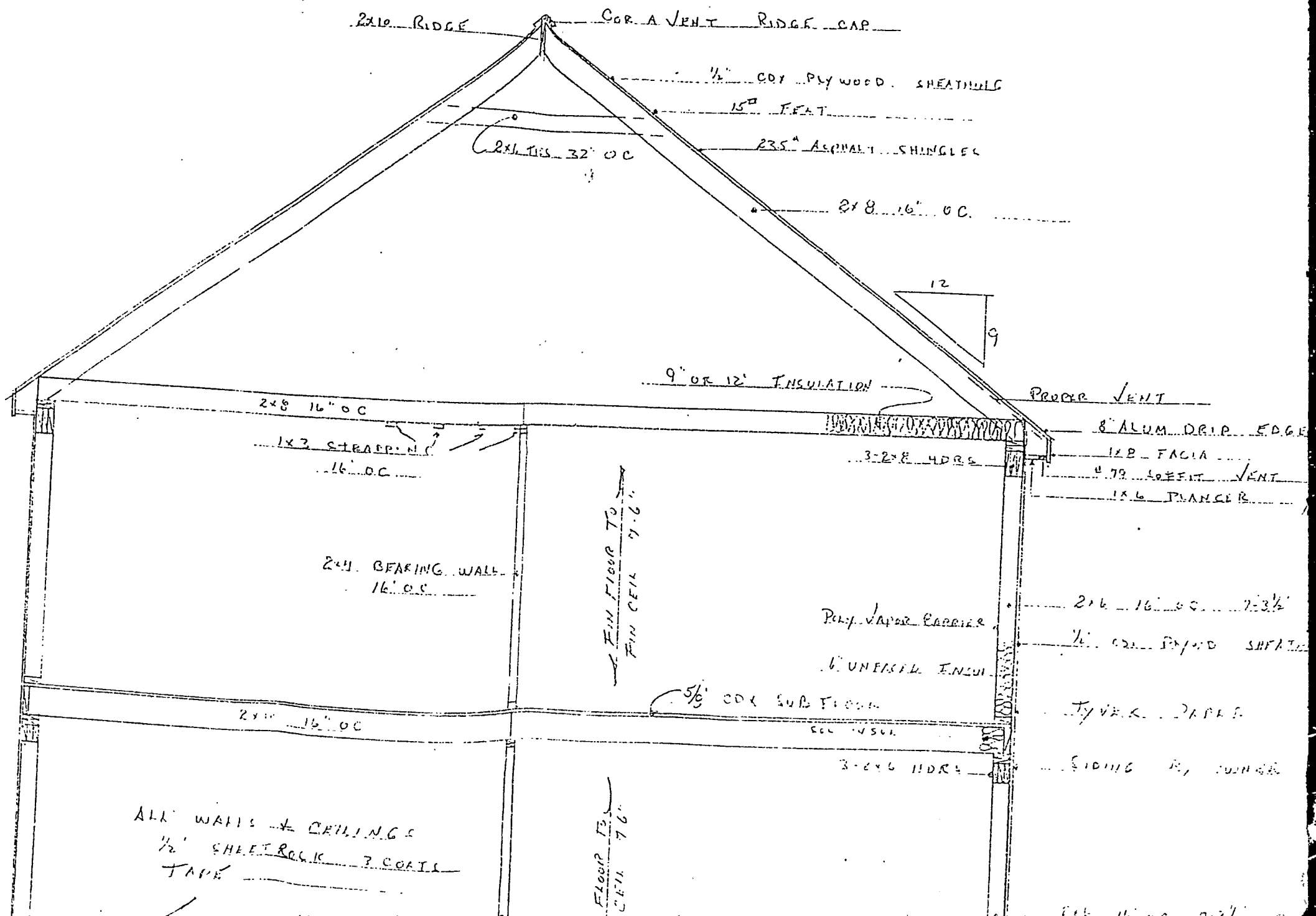
2x10 RIDGE
COR-A-VENT RIDGE CAP
½" CDX PLYWOOD SHEATHING
15# FELT
2x4 TIES 32" OC
235# ASPHALT SHINGLES
2x8 16" OC
12
9
9" OR 12" INSULATION
PROPER VENT
2x8 16" OC
1x3 STRAPPING 16" OC
3-2x8 HDRS
8" ALUM DRIP EDGE
1x8 FACIA
1x6 PLANCER
2x4 BEARING WALL 16" OC
FIN FLOOR TO FIN CEIL 7'-6"
POLY VAPOR BARRIER
6" UNFACED INSUL
2x4 16" OC 7'-3½"
½" CDX SHEATHING
5/8" CDX SUB FLOOR
2x10 16" OC
SOL INSUL
3-2x6 HDRS
TYVEK PAPER
SIDING
ALL WALLS + CEILINGS ½" SHEETROCK 3 COATS TAPE
FLOOR TO CEIL 7'6"

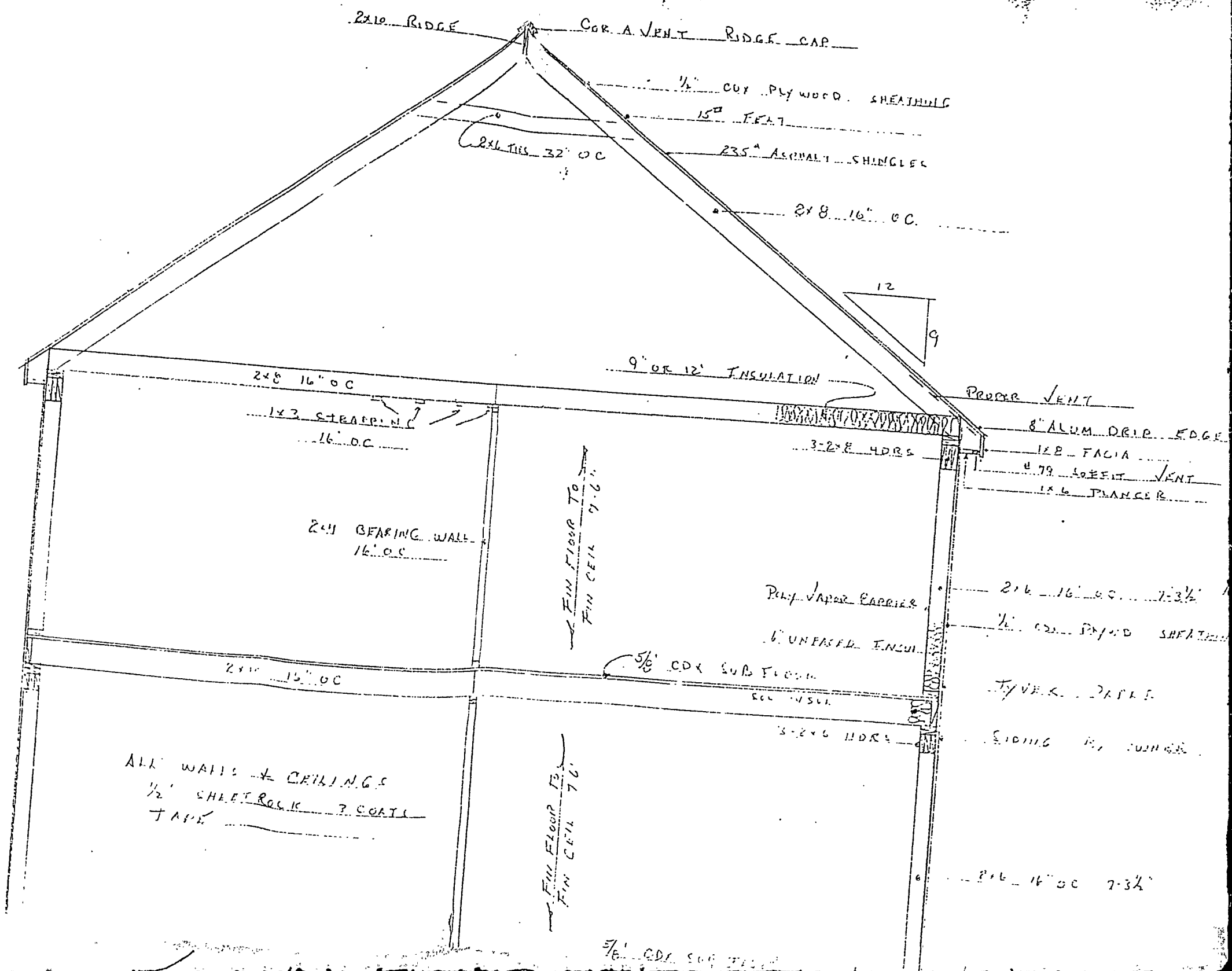
2x10 RIDGE
COR. A. VENT RIDGE CAP
1/2" CDX PLYWOOD SHEATHING
15# FELT
2x6 TRS 32" O.C
235# ASPHALT SHINGLES
2x8 16" O.C.
12
9
9" OR 12" INSULATION
2x8 16" O.C
1x3 STRAPPING
16" O.C
PROPER VENT
8" ALUM DRIP EDGE
1x8 FACIA
#79 SOFFIT VENT
1x6 PLANCER
3-2x8 HDRS
2x4 BEARING WALL
16" O.C
FIN FLOOR TO FIN CEIL 7'-6"
POLY VAPOR BARRIER
6" UNFACED INSUL
2x6 16" O.C. 7-3 1/2"
1/2" CDX PLYWD SHEATHING
5/8" CDX SUB FLOOR
SEE INSUL
2x10 16" O.C
TYVEK PAPER
SIDING
3-2x6 HDRS
ALL WALLS & CEILINGS
1/2" SHEETROCK 3 COATS
TAPE
FIN FLOOR TO FIN CEIL 7'-6"
2x6 16" O.C 7-3 1/2"
5/8" CDX SUB FLOOR

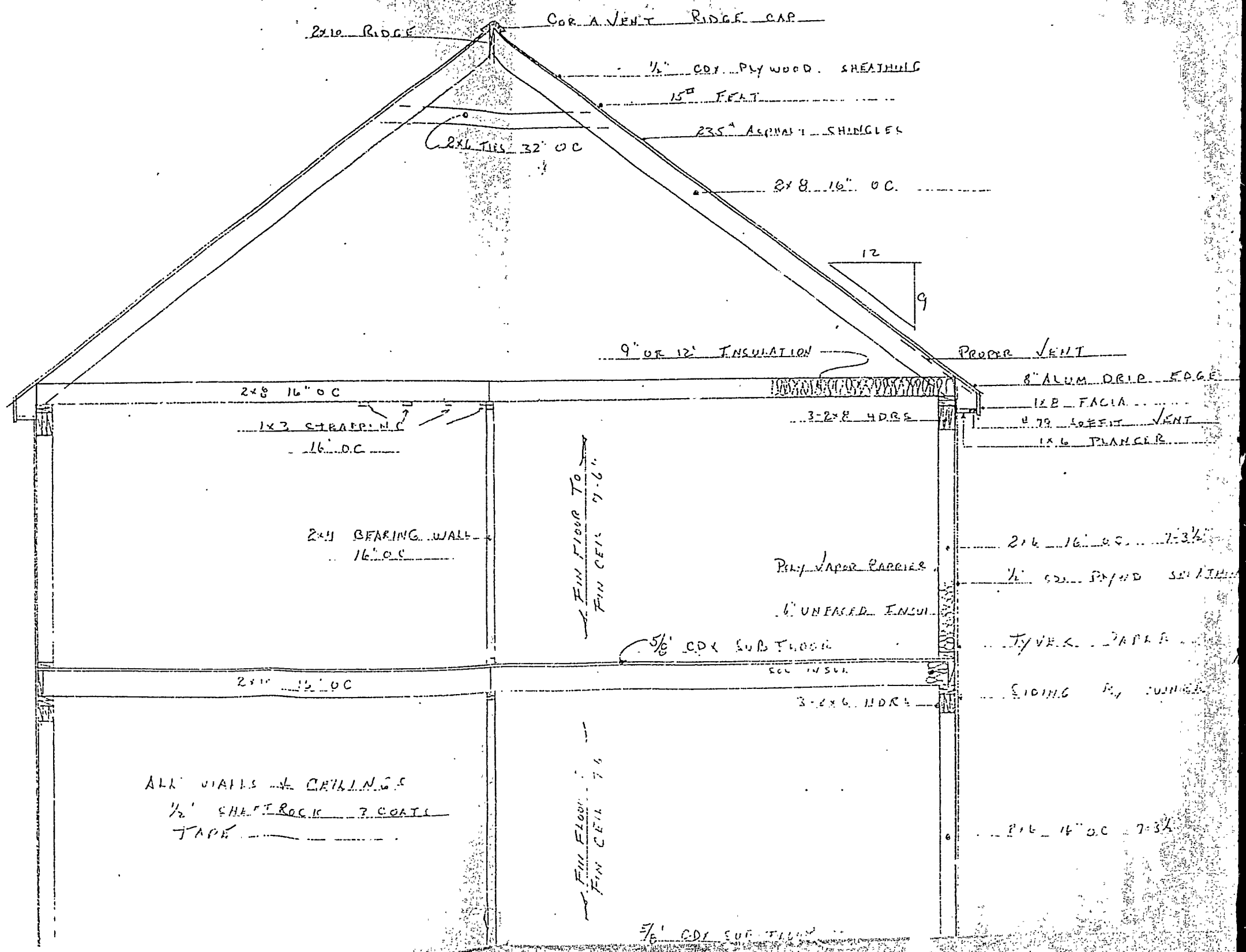
2x10 RIDGE
COR-A-VENT RIDGE CAP
½" CDX PLYWOOD SHEATHING
15# FELT
235# ASPHALT SHINGLES
2x6 TIES 32" OC
2x8 16" OC
12
9
9" OR 12" INSULATION
PROPER VENT
8" ALUM DRIP EDGE
1x8 FACIA
#79 SOFFIT VENT
1x6 PLANCER
2x8 16" OC
1x3 STRAPPING
16" OC
3-2x8 HDRS
2x4 BEARING WALL
16" OC
FIN FLOOR TO FIN CEIL 7'-6"
POLY VAPOR BARRIER
6" UNFACED INSUL
5/8" CDX SUB FLOOR
SEE INSUL
2x10 16" OC
3-2x6 HDRS
2x6 16" OC 7-3½"
½" CDX PLYWD SHEATHING
TYVEK PAPER
SIDING BY OWNER
ALL WALLS & CEILINGS
½" SHEETROCK 3 COATS
TAPE
FIN FLOOR TO FIN CEIL 7'-6"
2x6 16" OC 7-3½"
5/8" CDX SUB FLOOR

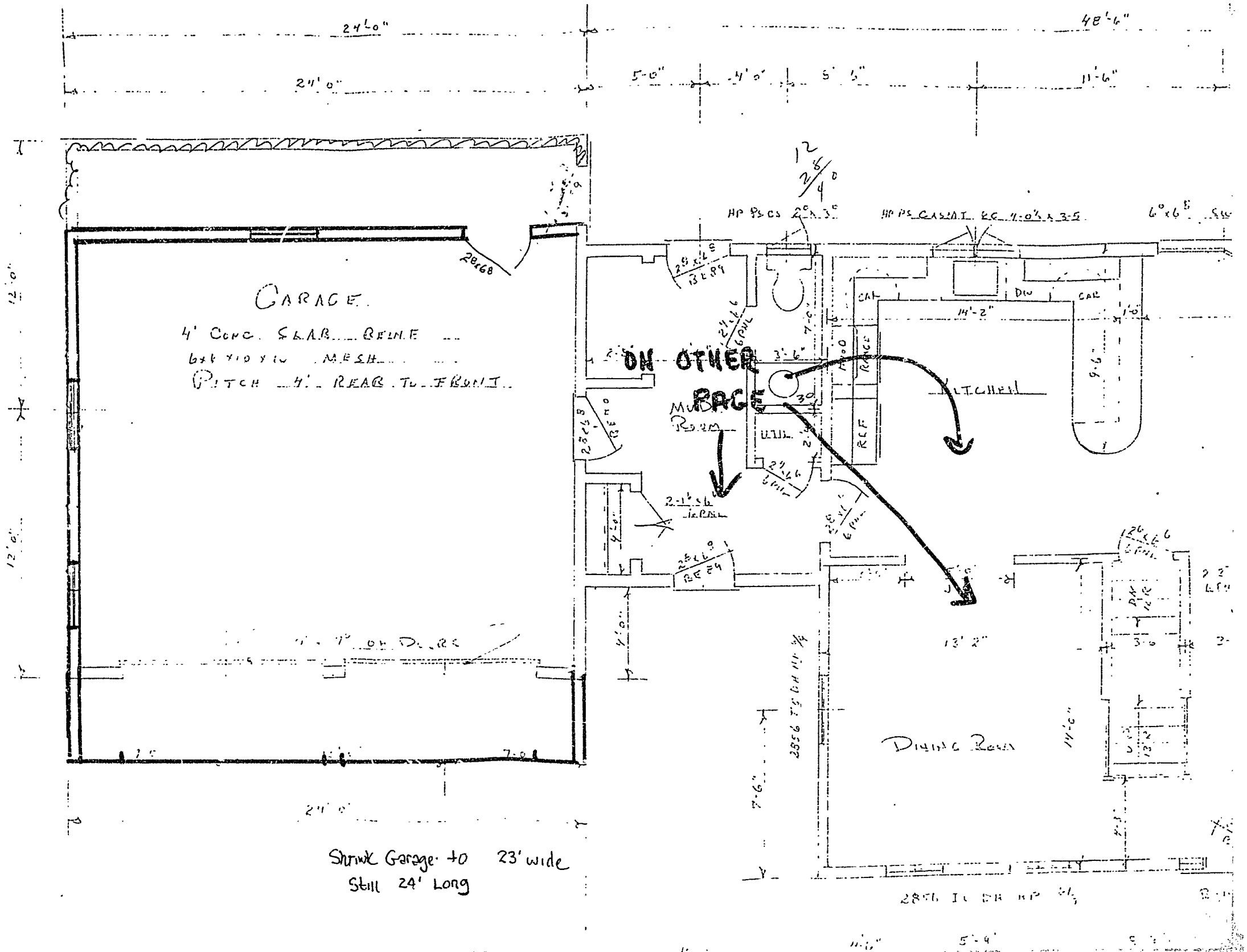
24'-0"
48'-6"
24'-0"
5'-0"
4'-0"
5'-5"
11'-6"
GARAGE
4' CONC. SLAB REINF
6x6 X10 X10 MESH
PITCH 4' REAR TO FRONT
ON OTHER PAGE
MUD ROOM
UTIL
REF
RANGE
KITCHEN
DW
CAB
14'-2"
13'-2"
DINING ROOM
24'-0"
Shrink Garage to 23' wide
Still 24' Long

WINDOW PLACEMENT IS
DECIDED BY LOWER ROOF

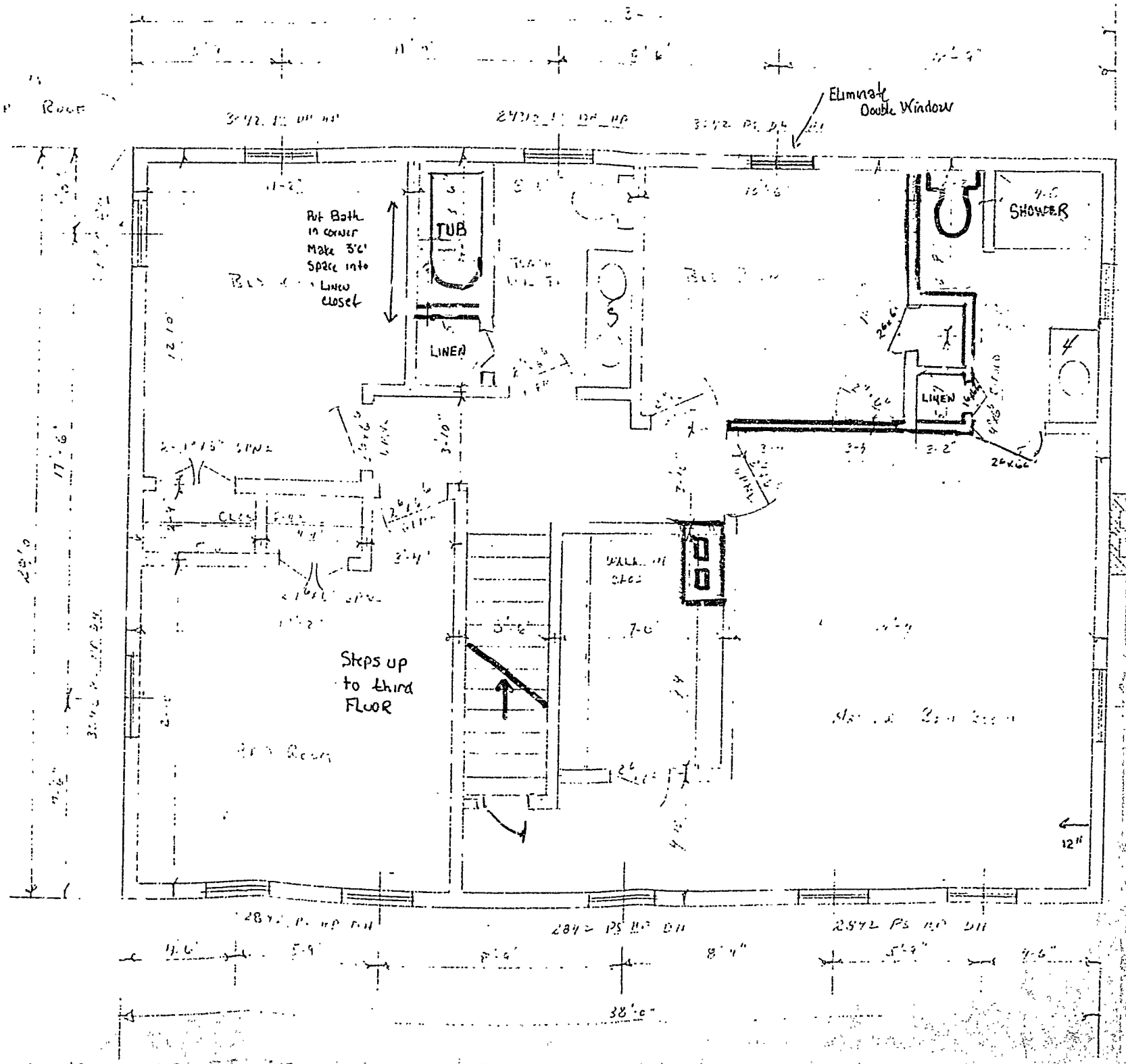


20
320
230

.125 CORNER BD.
ON END C1. ✓

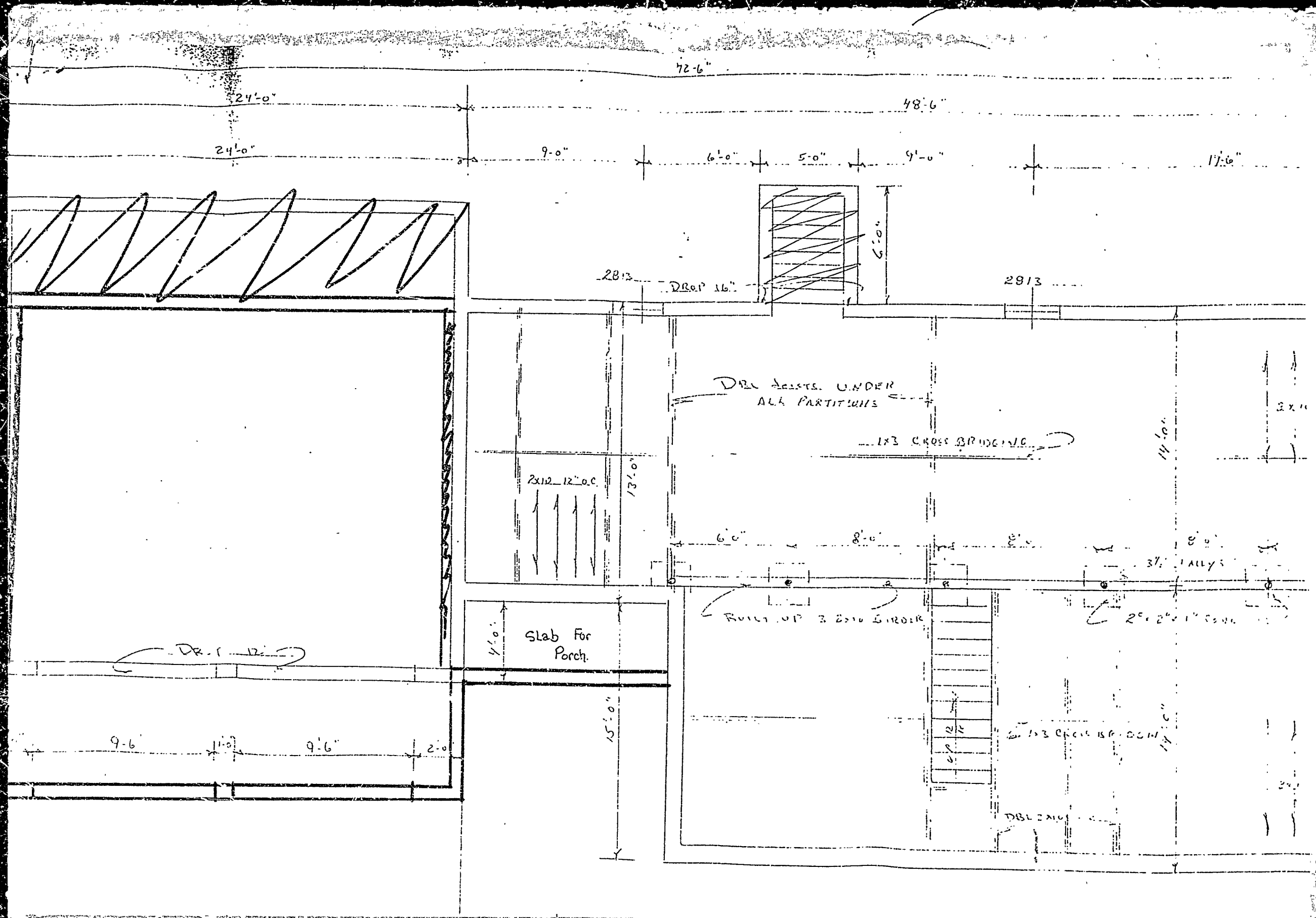
72-6"
24'-0"
48'-6"
24'-0"
9-0"
6'-0"
5-0"
9'-0"
17'-6"
6'-0"
2813
DROP 16"
2813
DBL JOISTS UNDER
ALL PARTITIONS
1x3 CROSS BRIDGING
2x12 12" o.c.
13'-0"
14'-0"
2x10
6'-0"
8'-0"
8'-0"
8'-0"
3½" ALLY'S
BUILT UP 3 2x10 GIRDER
2"x2"x1" CONC.
Slab For
Porch.
4'-0"
DR. 1 12
15'-0"
9-6"
1'-0"
9'-6"
2'-0"
1x3 CROSS BRIDGING
14'-6"
DBL 2x10

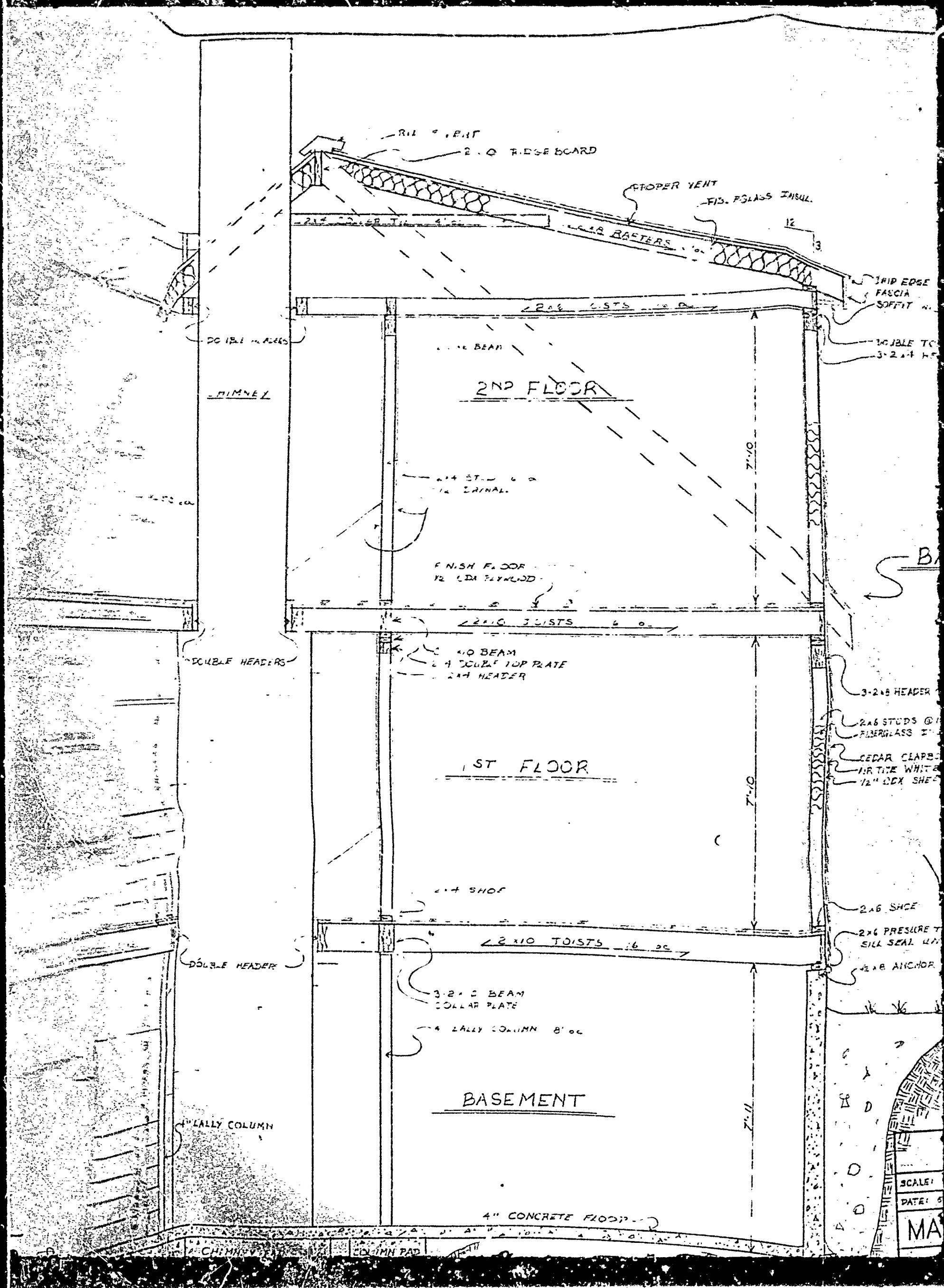
2 x 6 RAFTERS
FIBERGLASS INSUL.
12
3
FASCIA
SOFFIT
2x6 JOISTS
BEAM
2ND FLOOR
CHIMNEY
7'-10"
FINISH FLOOR
DOUBLE HEADERS
4x6 BEAM
2x4 DOUBLE TOP PLATE
2x4 HEADER
3-2x8 HEADER
2x6 STUDS
CEDAR CLAPB
1ST FLOOR
7'-10"
2x4 SHOE
2x6 SHOE
2x6 PRESSURE T
SILL SEAL
2x8 ANCHOR
2 x 10 JOISTS 16 oc
DOUBLE HEADER
3-2x8 BEAM
COLLAR PLATE
4" LALLY COLUMN 8' oc
BASEMENT
7'-11"
4" LALLY COLUMN
4" CONCRETE FLOOR
CHIMNEY
COLUMN PAD
SCALE:
DATE:

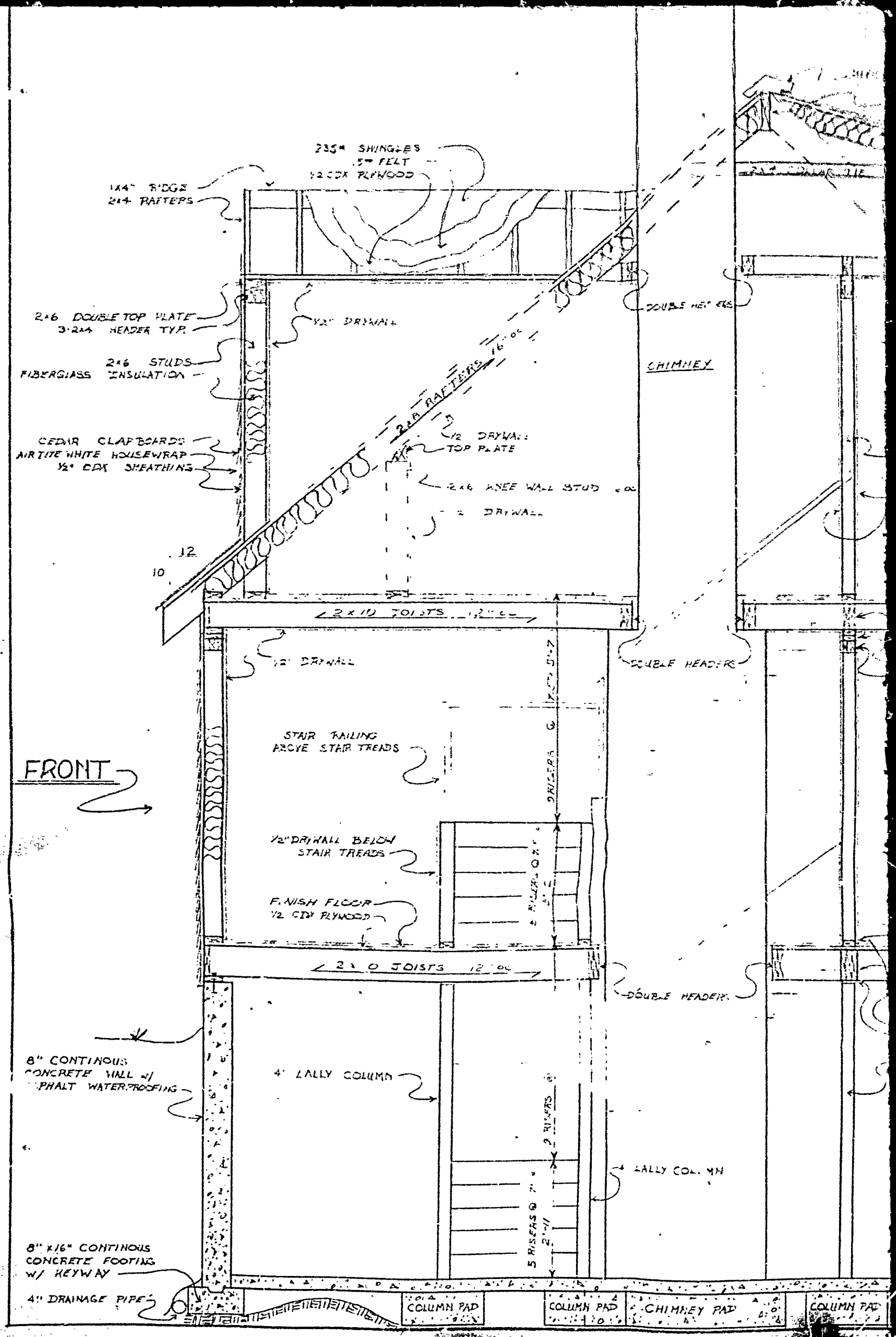
235# SHINGLES
.5# FELT
1/2 CDX PLYWOOD
1x4" RIDGE
2x4 RAFTERS
2x6 DOUBLE TOP PLATE
3-2x4 HEADER TYP.
1/2" DRYWALL
2x6 STUDS
FIBERGLASS INSULATION
CEDAR CLAPBOARDS
AIRTITE WHITE HOUSEWRAP
1/2" CDX SHEATHING
2x8 RAFTERS 16" o.c.
1/2 DRYWALL
TOP PLATE
2x6 KNEE WALL STUD
1/2 DRYWALL
DOUBLE HEADERS
CHIMNEY
12
10
2x10 JOISTS 12" o.c.
1/2" DRYWALL
DOUBLE HEADERS
STAIR RAILING
ABOVE STAIR TREADS
FRONT
9 RISERS @ 7"
1/2" DRYWALL BELOW
STAIR TREADS
FINISH FLOOR
1/2 CDX PLYWOOD
2x10 JOISTS 12" o.c.
DOUBLE HEADER
8" CONTINOUS
CONCRETE WALL w/
ASPHALT WATERPROOFING
4" LALLY COLUMN
9 RISERS
5 RISERS @ 7"
2'-11"
4" LALLY COLUMN
8" x 16" CONTINOUS
CONCRETE FOOTING
w/ KEYWAY
4" DRAINAGE PIPE
COLUMN PAD
COLUMN PAD
CHIMNEY PAD
COLUMN PAD

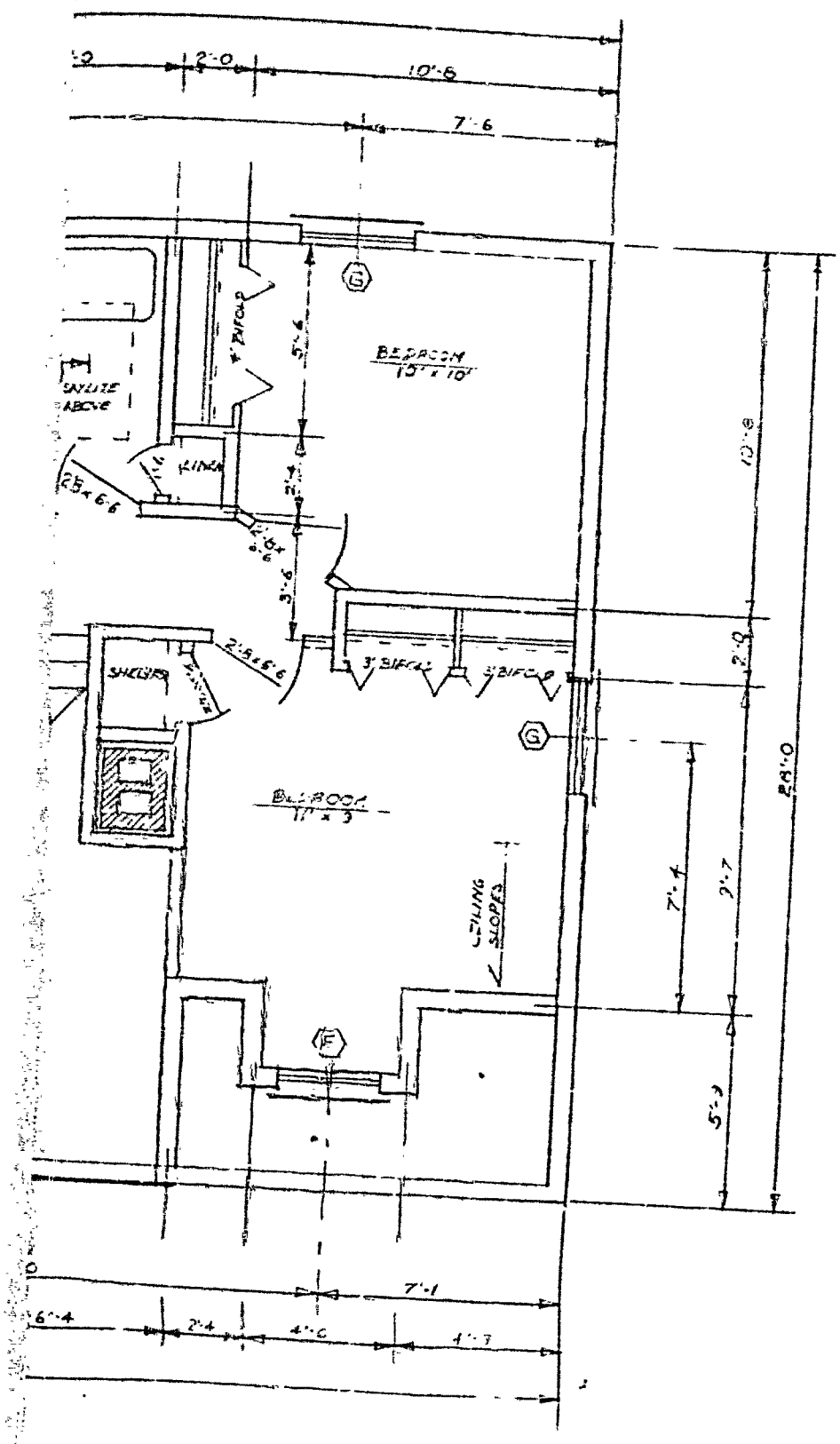


R

DISTASIO

| | | |
|---|---|---|
| SCALE: 1/4" = 1'-0 | FLOOR PLANS | DRAWN BY: R. DAVIS |
| DATE: 6-20-86 | | REVISED: |

MARRINER LUMBER RETAIL

| | |
|---|---|
| SHEET 7 of 7 | DRAWING NO. 86-0018 |

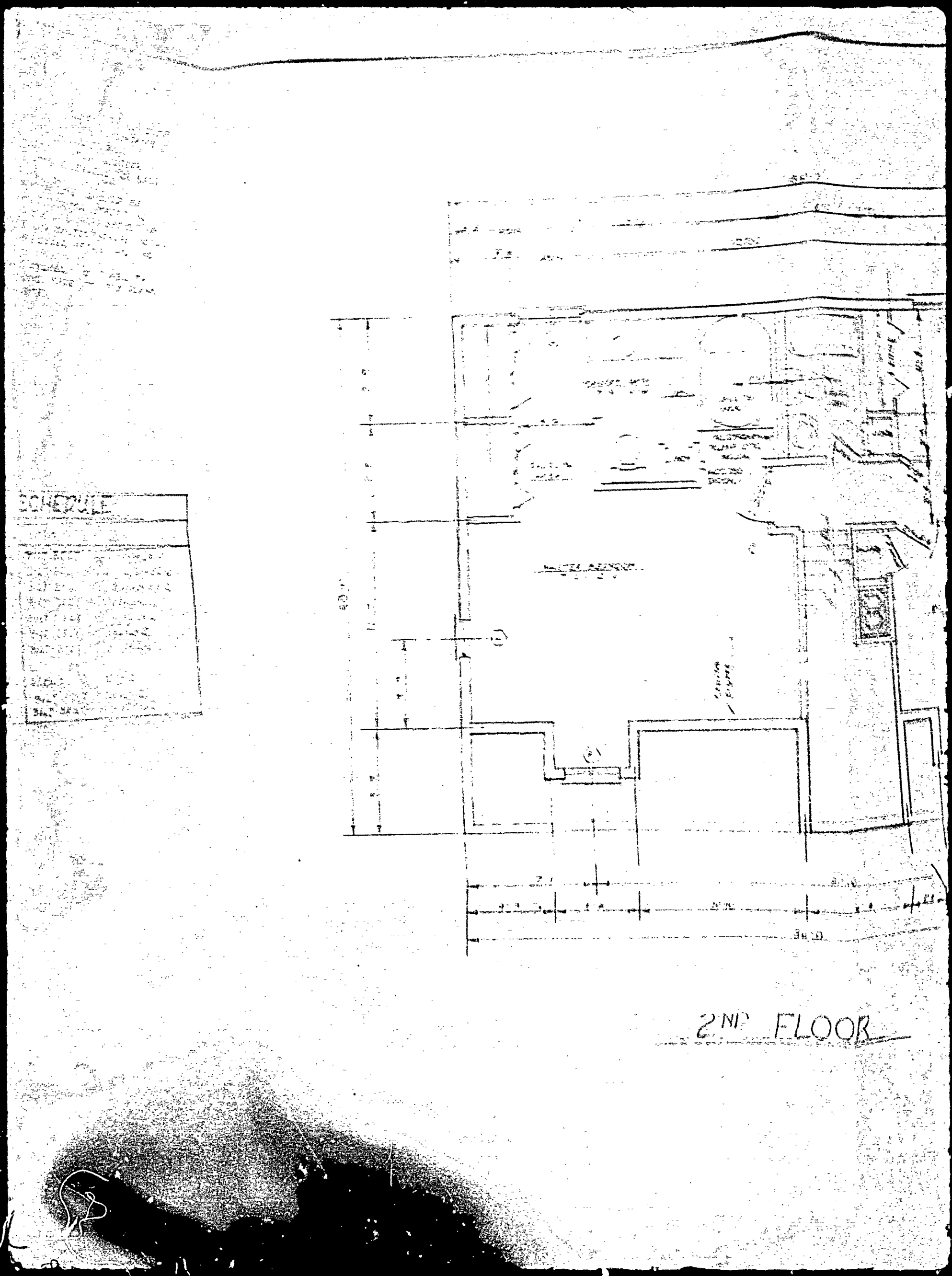
2ND FLOOR

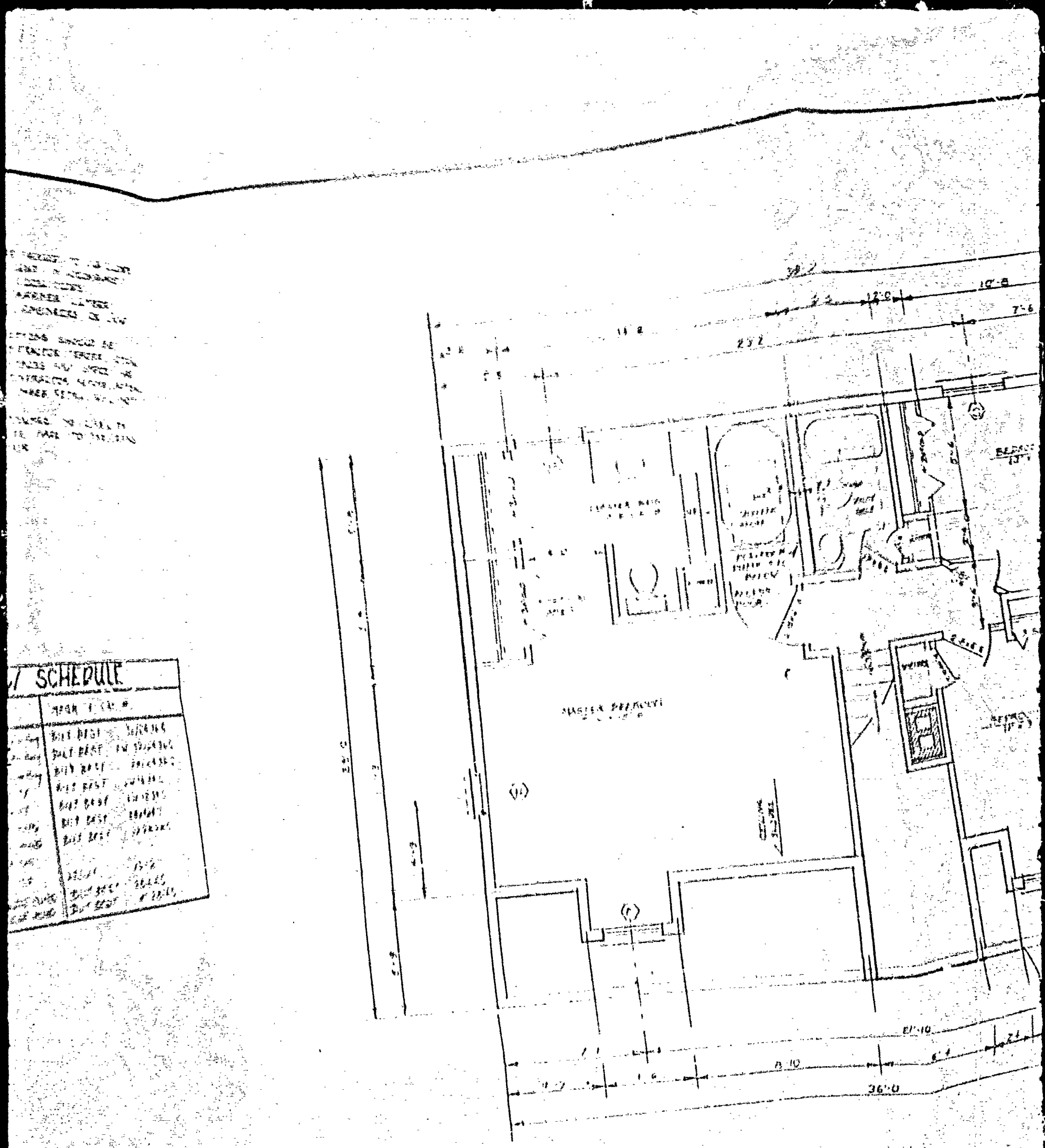
SCHEDULE
36'-0
2ND FLOOR

NOTE:

ALL DRAWINGS, PLANS, SKETCHES, ETC. ARE PROVIDED TO OUR CLIENTS BASED UPON INFORMATION PROVIDED BY CLIENT IN ACCORDANCE WITH COMMON BUILDING PRACTICE AND LOCAL CODES.

NONE OF THE EMPLOYEES OF MARRINER LUMBER RETAIL ARE REGISTERED ARCHITECTS, ENGINEERS OR LAND SURVEYORS.

ALL DIMENSIONS AND SPECIFICATIONS SHOULD BE VARIFIED BY CLIENT AND/OR CONTRACTOR BEFORE ACTUAL CONSTRUCTION BEGINS. IF DIMENSIONS AND SPECS ARE NOT VARIFIED BY CLIENT AND OR CONTRACTOR BEFORE ACTUAL CONSTRUCTION BEGINS, MARRINER LUMBER RETAIL WILL NOT BE HELD RESPONSIBLE.

MARRINER LUMBER RETAIL ASSUMES NO LIABILITY FOR CHANGES AND OR REVISIONS MADE TO THE PLANS BY CLIENT AND OR CONTRACTOR.

## WINDOW SCHEDULE

| SYM. | ROUGH OPENING | STYLE | MFGR & CAT. # | |
|---|---|---|---|---|
| A | 3'-3½ x 5'-7¼ | ORIEL Double Hung | BILT-BEST | 32/E436 C |
| B | 2'-6½ x 5'-7¼ | ORIEL Double Hung | BILT-BEST | 2W 32/2436C |
| C | 2'-6½ x 5'-7¼ | ORIEL Double Hung | BILT BEST | 28/2436 C |
| D | 3'-6 x 3'-3¼ | CASEMENT | BILT BEST | 2W1634 C |
| E | 2'-4¾ x 3'-2¼ | CASEMENT | BILT BEST | 1W 1234 C |
| F | 2'-11½ x 4'-7¼ | DOUBLE HUNG | BILT BEST | 282424C |
| G | 3'-3½ x 5'-3¼ | DOUBLE HUNG | BILT BEST | 32 28 28C |
| H | 2'-0 x 2'-0 | OCTAGON | | |
| I | 2'-6¾ x 4'-7 | SKY LITE | VELUX | VS-2 |
| J | 2'-11½ x 3'-3¼ | DOUBLE HUNG | BILT BEST | 2816/6C |
| K | 2'-9¼ x 1'-9¼ | DOUBLE HUNG | BILT BEST | 1W 2816C |

BLANK

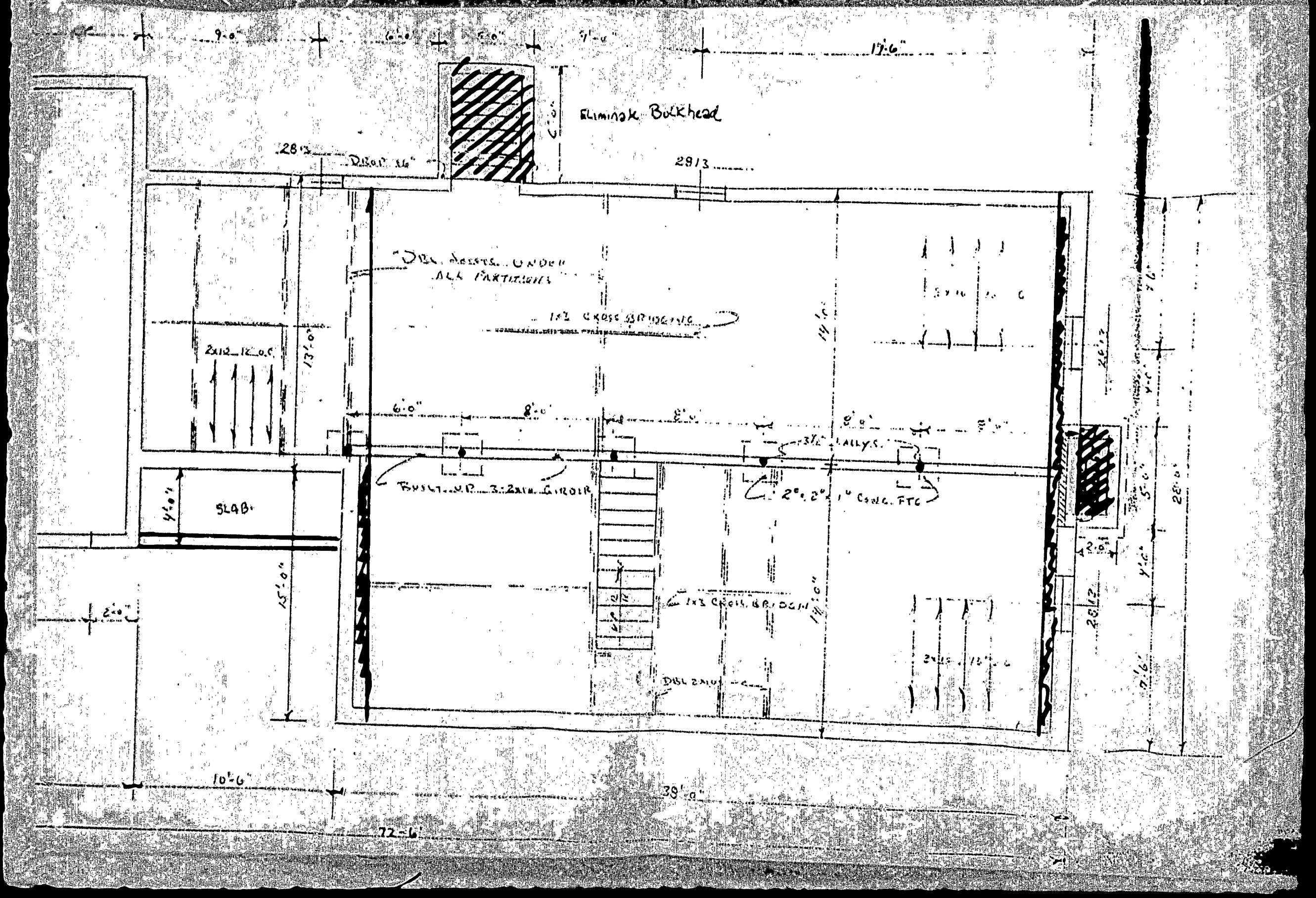
Eliminate Bulkhead
2813
2813
DBL. JOISTS UNDER ALL PARTITIONS
1x3 CROSS BRIDGING
2x12 12" O.C.
13'-0"
14'-0"
6'-0"
8'-0"
8'-0"
8'-0"
8'-0"
3½" LALLY S.
BUILT-UP 3-2x10 GIRDER
2'-0" x 2'-0" x 1" CONC. FTG
SLAB
4'-0"
15'-0"
2'-0"
1x3 CROSS BRIDGING
DBL 2x10
2812
28'-0"
5'-0"
4'-6"
7'-6"
10'-6"
38'-0"
72'-6"

CITY OF PORTLAND

DEPARTMENT OF PLANNING & URBAN DEVELOPMENT
INSPECTION SERVICES DIVISION

September 10, 1986

RE: Lot #5 Deepwoods Drive (Pinelock Subdivision)

Mr. Dave Gobeil
58 Wentworth St.
Biddeford, Maine 04005

Dear Sir:

Your application to construct a single family dwelling has been reviewed and a building permit is herewith issued subject to the following requirements:

1. All lot lines shall be clearly marked before calling for a foundation inspection; and,
2. Please read and implement items 5, 6, and 7 of the attached work sheet.

If you have any questions on these requirements, please call this office.

Sincerely,

P. Samuel Hoffses
Chief of Inspection Services

/el

Enclosure

389 CONGRESS STREET • PORTLAND MAINE 0410 • TELEPHONE (207) 775-5451

# APPLICATION FOR AMENDMENT TO PERMIT

NOV 3 1986
City of Portland

*Amendment No.* 1

*Portland, Maine,* October 30, 1986

*To the* INSPECTOR OF BUILDINGS, PORTLAND, MAINE

*The undersigned hereby applies for amendment to Permit No.86/1183 pertaining to the building or structure comprised in the original application in accordance with the Laws of the State of Maine, the Building Code and Zoning Ordinance of the City of Portland, plans and specifications, if any, submitted herewith, and the following specifications:*

Location Lot #5 Pineloch Woods (Deep Woods Drive ) Within Fire Limits? Dist. No.

Owner's name and address Dave Gobeil - 58 Wentworth St., Bidd., Me.04005 Telephone 282- 5604

Lessee's name and address Telephone

Contractor's name and address owner Telephone

Architect Plans filed No. of sheets

Proposed use of building dwelling No. families 1

Last use No. families

Increased cost of work 3,000.00 Additional fee 15.00

## Description of Proposed Work

Amendment from 1½ story single family Cape to 2 story Colonial with attached garage, 23' x 24', (Garage changed from single to 2-car).

ISSUE PERMIT TO #1

## Details of New Work

Is any plumbing involved in this work? Is any electrical work involved in this work?

Height average grade to top of plate Height average grade to highest point of roof

Size, front depth No. stories solid or filled land? earth or rock?

Material of foundation Thickness, top bottom cellar

Material of underpinning Height Thickness

Kind of roof Rise per foot Roof covering

No. of chimneys Material of chimneys of lining

Framing lumber—Kind Dressed or full size?

Corner posts Sills Girt or ledger board? Size

Girders Size Columns under girders Size Max. on centers

Studs (outside walls and carrying partitions) 2x4-16" O. C. Bridging in every floor and flat roof span over 8 feet.

Joists and rafters: 1st floor, 2nd, 3rd, roof

On centers: 1st floor, 2nd, 3rd, roof

Maximum span: 1st floor, 2nd, 3rd, roof

Approved:

*Signature of Owner* [signature]

INSPECTION COPY

Approved: [signature]
Inspector of Buildings

FILE COPY

APPLICANT'S COPY

ASSESSOR'S COPY

Applicant: Dave Hobeil 58 Kentucky St. Biddeford, Maine 04005 Date: Oct. 30, 1986

Address: Lot #5 Deepwood Drive

Assessors No.:

CHECK LIST AGAINST ZONING ORDINANCE

Pinelock Woods Subdivision Phase I

Date -

Zone Location - R-2

Interior or corner lot - Interior

Use - Construct single family w/attached 2 car garage

Sewage Disposal - City

Rear Yards - 38' 25' required

Side Yards - 14' and 8' 14' required and 8' (attached garage)

Front Yards - 65' 25' required

Projections -

Height - 2 story

Lot Area - 13,601 sq-ft.

Building Area - 1681 ft

Area per Family - 10,000 ft

Width of Lot - 80'

Lot Frontage - 50'

Off-street Parking - O.K.

Loading Bays -

per Revised Site Plan

This is in Phase I of Pinelock Woods a recent new sub-division.

Site Plan -

Shoreland Zoning -

Flood Plains -

# APPLICATION FOR PERMIT

B.O.C.A. USE GROUP .....

B.O.C.A. TYPE OF CONSTRUCTION ..... 01183 .....

ZONING LOCATION ..... PORTLAND, MAINE Aug 1d., 1986

PERMIT ISSUED
SEP 10 1986
Legal and

To the CHIEF OF BUILDING & INSPECTION SERVICES, PORTLAND, MAINE

The undersigned hereby applies [illegible] install the following building, structure, equipment [illegible] in accordance with the laws of the State of Maine, the Portland B.O.C.A. Building Code and Zoning Ordinance, plans and specifications submitted herewith and the following specifications:

LOCATION Lot #5 Pinelock Woods - DEEP WOODS DRIVE. STREET Use District #1 ☐, #2 ☐

1. Owner's name and address Dave Gobeil - 58 Wentworth St. Lmd Telephone 282-5604
2. Lessee's name and address ..... Telephone .....
3. Contractor's name and address Owner Telephone .....

Proposed use of building dwelling No. of sheets .....

Last use ..... No. families 1

Number stories ..... Heat ..... Style of roof ..... No. families .....

Other buildings on same lot ..... Roofing .....

Estimated contractor cost $ 55,000

FIELD INSPECTOR Mr. .....

Appeal Fees $ .....

Base Fee 255.00

Extra Fee .....

TOTAL $ .....

To construct 1½ story single family dwelling 36 x 32 with attached garage, 13 x 22 as per plans. 7 sheets of plans.

PERMIT ISSUED WITH LETTER

NOTE TO APPLICANT: Separate permits are required for electrical, plumbing and subcontractors and mechanicals.

## DETAILS OF NEW WORK

Is any plumbing involved in this work? yes Any electrical work involved in this work? yes

Is connection to be made to public sewer? yes If not, what is proposed for sewage? .....

Has septic tank notice been sent? ..... Form of notice sent? .....

Height average grade to top of plate ..... Height average grade to highest point of roof .....

Size, front ..... depth ..... No stories ..... Foundation walls, solid or filled? ..... earth or rock? .....

Material of foundation ..... Thickness, top ..... bottom ..... cellar .....

Kind of roof ..... Rise per foot ..... Roof covering .....

No. of chimneys ..... Material of chimneys ..... Lining ..... Kind of heat ..... fuel .....

Framing Lumber Kind ..... Dressed or full size? ..... Corner posts ..... Sills .....

Size Girder ..... Columns under girders ..... Size ..... Max. on centers .....

Studs (outside walls and carrying partitions) 2x4-15" O.C. Bridging in every floor and flat roof span over 8 feet.

Joists and rafters. 1st floor ..... 2nd ..... 3rd ..... roof .....

On centers. 1st floor ..... 2nd ..... 3rd ..... roof .....

Maximum span 1st floor ..... 2nd ..... 3rd ..... roof .....

If one story building with masonry walls, thickness of walls? ..... height? .....

## IF A GARAGE

No. cars now accommodated on same lot ..... to be accommodated ..... number commercial cars to be accommodated .....

Will automobile repairing be done other than minor repairs to cars habitually stored in the proposed building? .....

*APPROVALS* *DATE*

BUILDING INSPECTOR PLAN EXAMINER .....

ZONING. G.A. Mr. Trusk Sept. 3, 1986

BUILDING CODE. .....

Fire Dept. .....

Health Dept. .....

Others: .....

## MISCELLANEOUS

Will work require disturbing of any tree on a public street? ... no

Will there be in charge of the above work a person competent to see that the State and City requirements pertaining thereto are observed? yes

*Signature of Applicant* Dave L. Gobeil

Type Name of above David Gobeil Phone # same

1☒ 2☐ 3☐ 4☐

Other .....

and Address .....

PERMIT ISSUED WITH LETTER

BUILDING INSPECTOR'S COPY APPLICANT'S COPY OFFICE FILE COPY

4 MR. TRUSK

Permit No. 86/1183

Location [illegible]

Owner [illegible]

Date of permit 8-18-86

Approved 9-10-86

Backfill [illegible]

Gauge [illegible]

Alteration

NOTES

8-29-86 Attached work sheet 3

10/7/86 OK to place 10" CC foundation

Location appears OK as staked

3/10/87 - OK for Cafl

CITY OF PORTLAND, MAINE
Department of Building Inspection

# Certificate of Occupancy

LOCATION Lot #5 Deepwoods Drive

Date of Issue March 10, 1987

Issued to Dave Gobeil

**This is to certify** that the building, premises, or part thereof, at the above location, built—altered —changed as to use under Building Permit No. 86-1183, has had final inspection, has been found to conform substantially to requirements of Zoning Ordinance and Building Code of the City, and is hereby approved for occupancy or use, limited or otherwise, as indicated below.

| PORTION OF BUILDING OR PREMISES | APPROVED OCCUPANCY |
|---|---|
| entire | single family dwelling with attached 2-car garage |

Limiting Conditions:

This certificate supersedes certificate issued

Approved:
3/10/87 Kathleen A. Tagger
(Date) Inspector

Inspector of Buildings

Notice: This certificate identifies lawful use of building or premises, and ought to be transferred from owner to owner when property changes hands. Copy will be furnished to owner or lessee for one dollar.

D. Russo
2 Cl Fraser

CITY OF PORTLAND, MAINE
Department of Building Inspection

# Certificate of Occupancy

LOCATION Lot #5 Deepwoods Drive

Issued to Dave Cobell

Date of Issue March 10, 1987

This is to certify that the building, premises, or part thereof, at the above location, built—altered —changed as to use under Building Permit No. 86-1183, has had final inspection, has been found to conform substantially to requirements of Zoning Ordinance and Building Code of the City, and is hereby approved for occupancy or use, limited or otherwise, as indicated below.

| PORTION OF BUILDING OR PREMISES | APPROVED OCCUPANCY |
|---|---|
| entire | single family dwelling with attached 2-car garage |

Limiting Conditions:

This certificate supersedes certificate issued

Approved:

(Date) Inspector

Inspector of Buildings

Notice: This certificate identifies lawful use of building or premises, and ought to be transferred from owner to owner when property changes hands. Copy will be furnished to owner or lessee for one dollar.

APPLICATION FOR PERMIT

PERMIT ISSUED
SEP 10 1986
City Of Portland

B.O.C.A. USE GROUP .....

B.O.C.A. TYPE OF CONSTRUCTION ..... 3 .....

ZONING LOCATION ..... PORTLAND, MAINE ...Aug. 18, 1986

To the CHIEF OF BUILDING & INSPECTION SERVICES, PORTLAND, MAINE

The undersigned hereby applies for a permit to erect, alter, repair, demolish, move or install the following building, structure, equipment or change use in accordance with the Laws of the State of Maine, the Portland B.O.C.A. Building Code and Zoning Ordinance of the City of Portland with plans and specifications, if any, submitted herewith and the following specifications:

LOCATION ..Lot # 6 Pinelock Woods - DEER WOODS DRIVE STREET Fire District #1 ☐ #2 ☐

1. Owner's name and address ..Dave Gobeil - 58 Wentworth St. Bidd... Telephone 282-5604
2. Lessee's name and address ..... Telephone .....
3. Contractor's name and address ..Owner..... Telephone .....

..... Telephone .....

Proposed use of building ....dwelling..... No. of sheets .....

Last use ..... No. families ...1.....

Material ..... No. stories ..... Heat ..... .... Style of roof ..... No. families .....

Other buildings on same lot ..... Roofing .....

Estimated contractural cost $...55,000.

FIELD INSPECTOR—Mr. .....

@ 775-5451

Appeal Fees $ .....

Base Fee 295.00

Late Fee .....

TOTAL $ .....

To construct 1½ story single family dwelling 36 x 32 with attached garage, 13 x 22 as per plans. 7 sheets of plans.

Stamp of Special Conditions

*NOTE TO APPLICANT: Separate permits are required by the installers and subcontractors of heating, plumbing, electrical and mechanicals.*

## DETAILS OF NEW WORK

Is any plumbing involved in this work? ..Yes..... Is any electrical work involved in this work? ..Yes.....

Is connection to be made to public sewer? ..Yes..... If not, what is proposed for sewage? .....

Has septic tank notice been sent? ..... Form notice sent? .....

Height average grade to top of plate ..... Height average grade to highest point of roof .....

Size, front ..... depth ..... No. stories ..... solid or filled land? ..... earth or rock? .....

Material of foundation ..... Thickness, top ..... bottom ..... cellar .....

Kind of roof ..... Rise per foot ..... Roof covering .....

No. of chimneys ..... Material of chimneys ..... of lining ..... Kind of heat ..... fuel .....

Framing Lumber—Kind ..... Dressed or full size? ..... Corner posts ..... ..... Sills .....

Size Girder ..... Columns under girders ..... ..... Size ..... Max. on centers .....

Studs (outside walls and carrying partitions) 2x4-16" O. C. Bridging every floor and flat roof span over 8 feet.

Joists and rafters: 1st floor ....., 2nd ....., 3rd ....., roof .....

On centers: 1st floor ....., 2nd ....., 3rd ....., roof .....

Maximum span: 1st floor ....., 2nd ....., 3rd ....., roof .....

If one story building with masonry walls, thickness of walls? ..... height? .....

## IF A GARAGE

No. cars now accommodated on same lot ....., to be accommodated ..... number commercial cars to be accommodated .....

Will automobile repairing be done other than minor repairs to cars habitually stored in the proposed building? .....

*APPROVALS BY:* *DATE*

BUILDING INSPECTION—PLAN EXAMINER .....

ZONING: .....

BUILDING CODE: .....

Fire Dept.: .....

Health Dept.: .....

Others. .....

## MISCELLANEOUS

Will work require disturbing of any tree on a public street? ..No.....

Will there be in charge of the above work a person competent to see that the State and City requirements pertaining thereto are observed? ..Yes.....

*Signature of Applicant* ..... Phone # ..same.....

Type Name of above ..David Gobeil..... 1 ☐ 2 ☐ 3 ☐ 4 ☐ xx

Other .....

and Address .....

4

FIELD INSPECTOR'S COPY APPLICANT'S COPY OFFICE FILE COPY

PERMIT ISSUED
NOV 3 1986
City Of Portland

# APPLICATION FOR AMENDMENT TO PERMIT

*Amendment No.* 1

*Portland, Maine,* October 30, 1986

*To the* INSPECTOR OF BUILDINGS, PORTLAND, MAINE

*The undersigned hereby applies for amendment to Permit No.* 86/1183 *pertaining to the building or structure comprised in the original application in accordance with the Laws of the State of Maine, the Building Code and Zoning Ordinance of the City of Portland, plans and specifications, if any, submitted herewith, and the following specifications:*

Location Lot #5 Pineloch Woods (Deep Woods Drive ) Within Fire Limits? ..... Dist. No. .....

Owner's name and address Dave Gobéil - 58 Wentworth St., Bidd., Me.04005 Telephone 282-5609

Lessee's name and address ..... Telephone .....

Contractor's name and address owner Telephone .....

Architect ..... Plans filed ..... No. of sheets .....

Proposed use of building dwelling No. families 1

Last use ..... No. families .....

Increased cost of work 3,000.00 Additional fee 15.00

## Description of Proposed Work

Amendment from 1½ story single family Cape to 2 story Colonial with attached garage, 23' x 24'. (Garage changed from single [illegible]ar).

ISSUE PERMIT TO [illegible]

## Details of Work

Is any plumbing involved in this work? ..... Is any electrical work involved in this work? .....

Height average grade to top of plate ..... Height average grade to highest point of roof .....

Size, front ..... depth ..... No. stories ..... solid or filled land? ..... earth or rock? .....

Material of foundation ..... Thickness, top ..... bottom ..... cellar .....

Material of underpinning ..... Height ..... Thickness .....

Kind of roof ..... Rise per foot ..... Roof covering .....

No. of chimneys ..... Material of chimneys ..... of lining .....

Framing lumber—Kind ..... Dressed or full size? .....

Corner posts ..... Sills ..... Girt or ledger board? ..... Size .....

Girders ..... Size ..... Columns under girders ..... Size ..... Max. on centers .....

Studs (outside walls and carrying partitions) 2x4-16" O. C. Bridging in every floor and flat roof span over 8 feet.

Joists and rafters: 1st floor....., 2nd....., 3rd....., roof .....

On centers: 1st floor....., 2nd....., 3rd....., roof .....

Maximum span: 1st floor....., 2nd....., 3rd....., roof .....

Approved:

*Signature of Owner* [signature]

Approved: .....
Inspector of Buildings

INSPECTION COPY

FILE COPY

APPLICANT'S COPY

ASSESSOR'S COPY

924092

**Permit #** _____ **City of** Portland **BUILDING PERMIT APPLICATION** **Fee** $50. **Zone** _____ **Map #** _____ **Lot#** _____

Please fill out any part which applies to job. Proper plans must accompany form.

Owner: Howard Philbrook Phone # 797-2021

Address: 10 Deepwood Dr- Pld, ME 04103

LOCATION OF CONSTRUCTION 10 Deepwood Dr.

Contractor: G J Cuffey, Inc Sub.: 839-2027

Address: 129 Ossipee Trail; Gorham Phone #. ME 04038

Est. Construction Cost: 5500 Proposed Use: 1-fam w porch

Past Use: 1-fam

# of Existing Res. Units _____ # of New Res. Units _____

Building Dimensions L _____ W _____ Total Sq. Ft. _____

# Stories: _____ # Bedrooms _____ Lot Size: _____

Is Proposed Use: Seasonal _____ Condominium _____ Conversion _____

Explain Conversion Construct porch - 10'x12'

**For Official Use Only**

Date 9/2/92

Inside Fire Limits _____

Bldg Code _____

Time Limit _____

Estimated Cost 5500

Subdivision:

Name SED - 3 K002

Lot _____

Ownership: _____ Public _____ Private

**Zoning:** R2

Street Frontage Provided: _____

Provided Setbacks: Front _____ Back _____ Side _____ Side _____

**Review Required:**

Zoning Board Approval: Yes ____ No ____ Date: _____

Planning Board Approval: Yes ____ No ____ Date: _____

Conditional Use: _____ Variance _____ Site Plan _____ Subdivision _____

Shoreland Zoning Yes ____ No ____ Floodplain Yes ____ No ____

Special Exception _____

Other (Explain) WEA - 9-2-92

HISTORIC PRESERVATION

Not in District nor Landmark.

Does not require review.

Requires Review.

**Foundation:**

1. Type of Soil: _____
2. Set Backs - Front _____ Rear _____ Side(s) _____
3. Footings Size: _____
4. Foundation Size: _____
5. Other _____

**Floor:**

1. Sills Size: _____ Sills must be anchored.
2. Girder Size: _____
3. Lally Column Spacing: _____ Size: _____
4. Joists Size: _____ Spacing 16" O.C.
5. Bridging Type: _____ Size: _____
6. Floor Sheathing Type: _____ Size: _____
7. Other Material: _____

**Exterior Walls:**

1. Studding Size _____ Spacing _____
2. No. windows _____
3. No. Doors _____
4. Header Sizes _____ Span(s) _____
5. Bracing: Yes _____ No. _____
6. Corner Posts Size _____
7. Insulation Type _____ Size _____
8. Sheathing Type _____ Size _____
9. Siding Type _____ Weather Exposure _____
10. Masonry Materials _____
11. Metal Materials _____

**Interior Walls:**

1. Studding Size _____ Spacing _____
2. Header Sizes _____ Span(s) _____
3. Wall Covering Type _____
4. Fire Wall if required _____
5. Other Materials _____

**Ceiling:**

1. Ceiling Joists Size: _____
2. Ceiling Strapping Size _____ Spacing _____
3. Type Ceilings: _____
4. Insulation Type _____ Size _____
5. Ceiling Height: _____

**Roof:**

1. Truss or Rafter Size _____ Span _____
2. Sheathing Type _____ Size _____
3. Roof Covering Type _____

**Chimneys:**

Type: _____ Number of Fire Places _____

**Heating:**

Type of Heat. _____

**Electrical:**

Service Entrance Size: _____ Smoke Detector Required Yes ____ No ____

**Plumbing:**

1. Approval of soil test if required Yes _____ No _____
2. No. of Tubs or Showers _____
3. No. of Flushes _____
4. No. of Lavatories _____
5. No. of Other Fixtures _____

**Swimming Pools:**

1. Type: _____
2. Pool Size: _____ x _____ Square Footage _____
3. Must conform to National Electrical Code and State Law.

Action: ___ Approved. ___ Approved with Conditions. ___ Denied.

Date 9-2-92

Signature of CEO

Permit Received By Louise E. Chase

Signature of Applicant Greg J. Cuffey Date 9.2.92

CEO's District 2 Greg J. Cuffey

CONTINUED TO REVERSE SIDE 2 MB. MacFeate

White - Tax Assessor

Ivory Tag - CEO

924092

Permit # _____ City of Portland BUILDING PERMIT APPLICATION Fee 50. Zone _____ Map # _____ Lot# _____

Please fill out any part which applies to job. Proper plans must accompany form.

PERMIT ISSUED SEP - 3 1992 CITY OF PORTLAND

Owner: Howard Philbrook Phone # 797-2021

Address: 10 Deepwood Dr- Ptld, ME 04103

LOCATION OF CONSTRUCTION 10 Deepwood Dr.

Contractor: G J Cuffey, Inc Sub.: 839-2027

Address: 129 Ossipee Trail; Gorham Phone # ME 04038

Est. Construction Cost: 3500 Proposed Use: 1-fam w porch

Past Use: 1-fam

# of Existing Res. Units _____ # of New Res. Units _____

Building Dimensions L _____ W _____ Total Sq. Ft. _____

# Stories: _____ # Bedrooms _____ Lot Size: _____

Is Proposed Use: Seasonal _____ Condominium _____ Conversion _____

Explain Conversion Construct porch - 10'x12'

**For Official Use Only**

Date 9/2/92

Inside Fire Limits _____

Bldg Code _____

Time Limit _____

Estimated Cost 5500

Subdivision: Name _____ Lot _____

Ownership: Public _____ Private _____

Zoning: R2

Street Frontage Provided: _____

Provided Setbacks: Front _____ Back _____ Side _____ Side _____

Review Required

Zoning Board Approval: Yes ____ No ____ Date: _____

Planning Board Approval: Yes ____ No ____ Date: _____

Conditional Use: _____ Variance _____ Site Plan _____ Subdivision _____

Shoreland Zoning Yes ____ No ____ Floodplain Yes ____ No ____

Special Exception _____

Other _____ (Explain) WBA 9-2-92

HISTORIC PRESERVATION

~~Not in District nor Landmark.~~

~~Does not require review.~~

~~Requires Review.~~

**********

~~Action: Approved.~~

~~Approved with Conditions.~~

~~Denied.~~

Date: 9-4-92

Signature: [signature]

**Foundation:**

1. Type of Soil: _____
2. Set Backs - Front _____ Rear _____ Side(s) _____
3. Footings Size: _____
4. Foundation Size: _____
5. Other _____

**Floor:**

1. Sills _____ Sills must be anchored.
2. Girder Size: _____
3. Lally Column Spacing: _____ Size: _____
4. Joists Size: _____ Spacing 16" O.C.
5. Bridging Type: _____ Size: _____
6. Floor Sheathing Type: _____ Size: _____
7. Other Material: _____

**Exterior Walls:**

1. Studding Size _____ Spacing _____
2. No. windows _____
3. No. Doors _____
4. Header Sizes _____ Span(s) _____
5. Bracing: Yes _____ No. _____
6. Corner Posts Size _____
7. Insulation Type _____ Size _____
8. Sheathing Type _____ Size _____
9. Siding Type _____ Weather Exposure _____
10. Masonry Materials _____
11. Metal Materials _____

**Interior Walls:**

1. Studding Size _____ Spacing _____
2. Header Sizes _____ Span(s) _____
3. Wall Covering Type _____
4. Fire Wall if required _____
5. Other Materials _____

**Ceiling:**

1. Ceiling Joists Size: _____
2. Ceiling Strapping Size _____ Spacing _____
3. Type Ceilings: _____
4. Insulation Type _____ Size _____
5. Ceiling Height: _____

**Roof:**

1. Truss or Rafter Size _____ Span _____
2. Sheathing Type _____ Size _____
3. Roof Covering Type _____

**Chimneys:**

Type: _____ Number of Fir. Places _____

**Heating:**

Type of Heat: 12 [illegible]

**Electrical:**

Service Entrance Size: _____ Smoke Detector Required Yes ____ No ____

**Plumbing:**

1. Approval of soil test if required Yes _____ No _____
2. No. of Tubs or Showers _____
3. No. of Flushes _____
4. No. of Lavatories _____
5. No. of Other Fixtures _____

**Swimming Pools:**

1. Type: _____
2. Pool Size: _____ x _____ Square Footage _____
3. Must conform to National Electrical Code and State Law.

Permit Received By Louise E. Chase

Signature of Applicant Greg J. Cuffey Date 9.2.92

Greg J. Cuffey

CEO's District 2

CONTINUED TO REVERSE SIDE

12 M. MacFarlane

White - Tax Assessor

Ivory Tag - CEO

PLOT PLAN

N

**FEES** (Breakdown From Front)

Base Fee $ 50 -
Subdivision Fee $
Site Plan Review Fee $
Other Fees $
(Explain)
Late Fee $

**Inspection Record**

| Type | Date |
|---|---|
| FRAME | 10 / 7 / 93 |
| Inter. | 11 / 4 / 92 |
| Final | 1 / 21 / 93 |

COMMENTS 1-21-93 OK

## CERTIFICATION

I hereby certify that I am the owner of record of the named property, or that the proposed work is authorized by the owner of record and that I have been authorized by the owner to make this application as has authorized agent and I agree to conform to all applicable laws of this jurisdiction. In addition, if a permit for work described in this application is issued, I certify that the code official or the code official's authorized representative shall have the authority to enter areas covered by such permit at any reasonable hour to enforce the provisions of the code(s) applicable to such permit.

1" = 20'

SIGNATURE OF APPLICANT Greg Jeffy ADDRESS PHONE NO. 839-2027

RESPONSIBLE PERSON IN CHARGE OF WORK, TITLE PHONE NO.

BUILDING PERMIT REPORT

ADDRESS: 10 Deepwood DR. DATE: 3/Sept/92

REASON FOR PERMIT: To Construct 10'12' porch.

BUILDING OWNER: Howard Philbrook

CONTRACTOR: G.J. Cuffey, Inc.

PERMIT APPLICANT: " "

APPROVED: *1, *9, *12, *13, *15

CONDITION OF APPROVAL:

1.) Before concrete for foundation is placed, approvals from ~~Public Works~~ and Inspection Services must be obtained. (A 24 hour notice is required prior to inspection.)

2.) Precaution must be taken to protect concrete from freezing.

3.) All vertical openings shall be enclosed with construction having a fire rating of at least one(1) hour, including fire doors with self-closers.

4.) Each apartment shall have access to two(2) separate, remote and approved means of egress. A single exit is acceptable when it exits directly from the apartment to the building exterior with no communications to other apartment units.

5.) The boiler shall be protected by enclosing with one(1) hour fire rated construction including fire doors and ceiling, or by providing automatic extinguishment. Sprinkler piping serving not more than six sprinklers may be connected to a domestic water supply system having a capacity sufficient to provide 0.15 gallons per minute, per square foot of floor throughout the entire area. An INDICATING shut-off valve shall be installed in an accessable location between the sprinkler and the connection to the domestic water supply. Minimum pipe size shall be 3/4 inch copper or 1 inch steel. Maximum coverage area of a residential sprinkler is 144 square feet per sprinkler.

6.) Every sleeping room below the fourth story in buildings of Use Groups R and I-1 shall have at least one operable window or exterior door approved for emergency egress or rescue. The units must be operable from the inside opening without the use of separate tools. Where windows are provided as a means of egress or rescue, they shall have a sill height not more than 44 inches (1118 mm) above the floor. All egress or rescue windows from sleeping rooms must have minimum net clear openings of 5.7 square feet ($0.53m^2$). The minimum net clear opening height dimension shall be 24 inches (610 mm). The minimum net clear opening width dimension shall be 20 inches (508 mm).

7.) All single and multiple-station smoke detectors shall be of an approved type and shall be installed in accordance with the provisions of the building code (BOCA National Building Code 1990, and N.F.P.A. 101 Chapter 18 & 19.

8.) Private garages located beneath rooms in buildings of Use Groups R-1, R-2, R-3 or I-1 shall have walls, partitions, floors and ceilings separating the garage space from the adjacent interior spaces constructed of not less than 1-hour fireresistance rating. Attached private garages shall be completely separated from the adjacent interior spaces and the attic area by means of 1/2-inch gypsum board or equivalent applied to the garage side. The sills of all door openings between the garage and adjacent interior spaces shall be raised not less than 4 inches (102 mm) above the garage floor. The door opening protectives shall be 1 3/4-inch solid core wood doors or approved equivalent.

*9.) A guardrail system located near the open side of deck or elevated walking surfaces shall be constructed. Guards in buildings of Use Group R-3 shall be not less than 36 inches in height. Open guards shall have intermediate rails, balusters or other construction such that a sphere with a diameter of 4 inches cannot pass through any opening. Handrails on stairs shall be no less than 34 inches nor more than 38 inches. Handrails within individual dwelling units shall not be less than 30 inches nor more than 38 inches. For more detail on guards & handrails see Article 8 section 824.0 and 825.0 of the BOCA National Building Code.

10.) Section 25-135 of the Municipal Code for the City of Portland states: "No person or utility shall be granted a permit to excavate or open any street or sidewalk from the time of November 15 of each year to April 15 of the following year.

11.) The builder of a facility to which Section 4594-C of the Maine State Human Rights Act, Title 5 M.R.S.A. refers, shall obtain a certification from a design professional that the plans of the facility meet the standards of construction required by this section. Prior to commencing construction of the facility, the builder shall submit the certification to the Division of Inspection Services.

*12.) Stair construction in Use Group R-3, R-4, is a minimum of 9" tread and 8-1/4" maximum rise.

*13.) Headroom in habitable spaces is a minimum of 7'6".

14.) The minimum headroom in all parts of a stairway shall not be less than 6 feet 8 inches.

Sincerely,

P. Samuel Hoffses
Chief of Inspection Services

/el
11/16/88
11/27/90
8/14/91
9/2/92

*15.) The Sono Tubes shown on your plan must be on 12"x12" Footing with anchor between Footing and Tube.

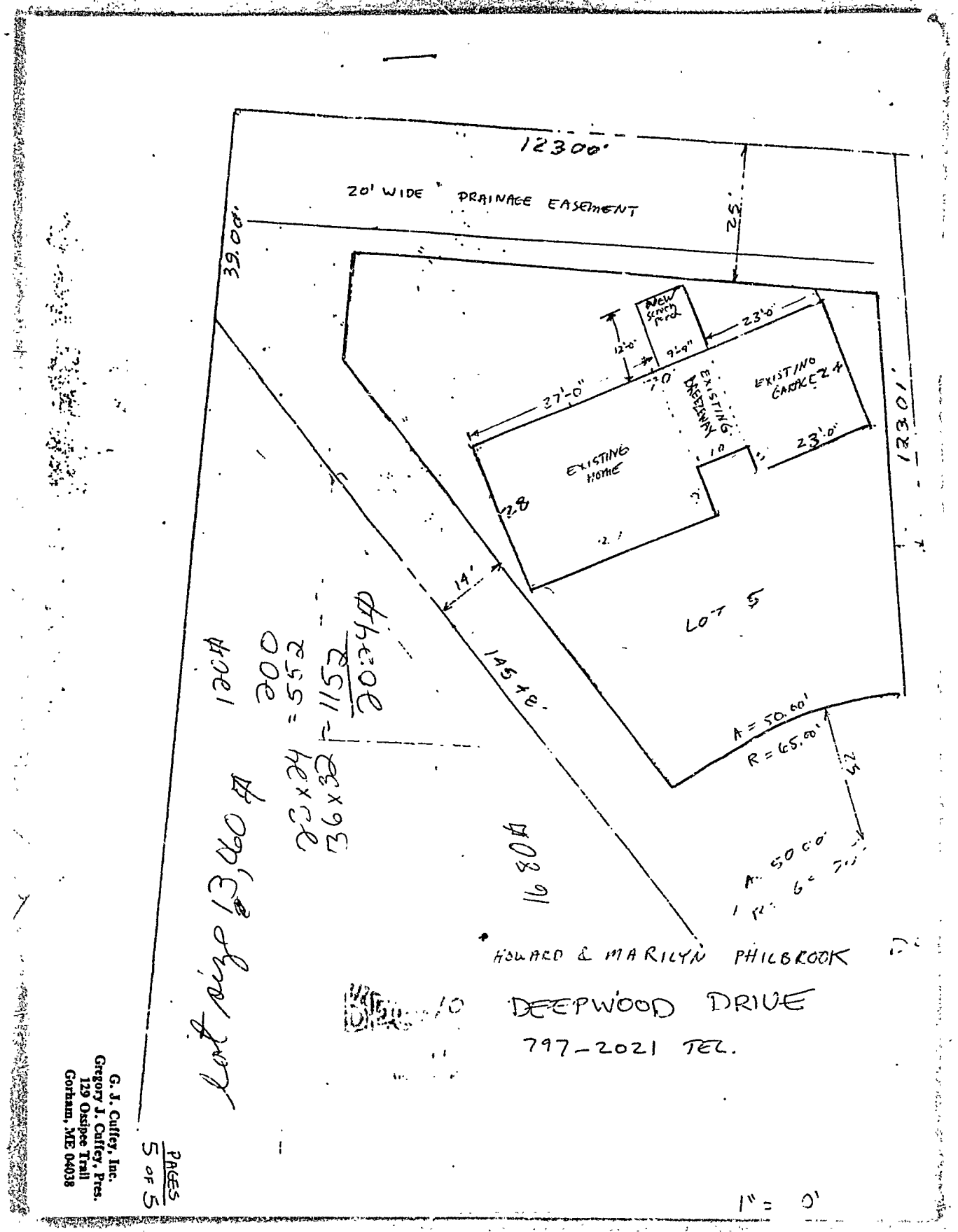


PAGES 5 OF 5

G. J. Cuffey, Inc.
Gregory J. Cuffey, Pres.
129 Ossipee Trail
Gorham, ME 04038

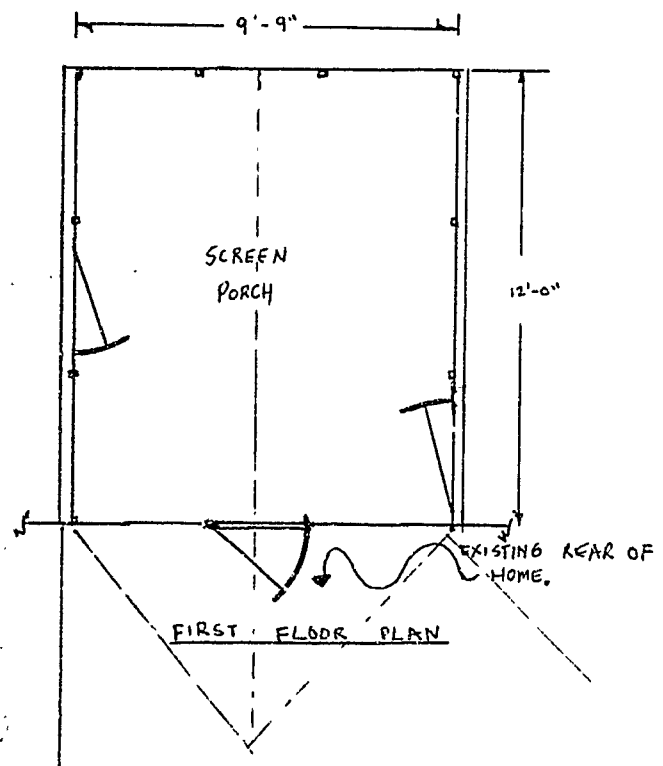


FIRST FLOOR PLAN

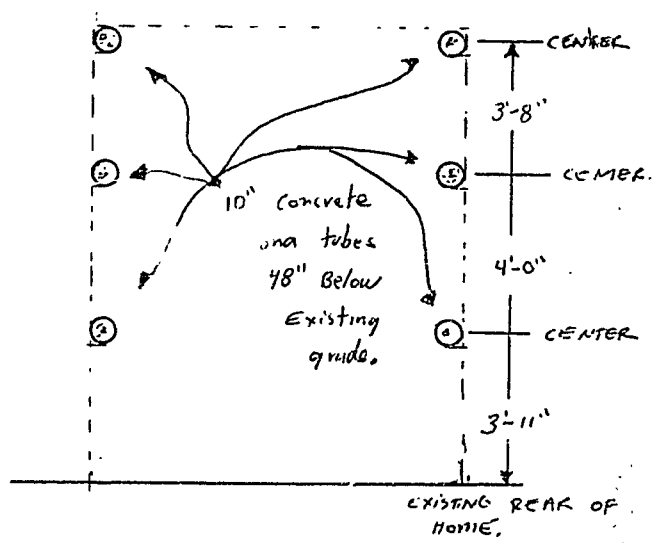


FOUNDATION PLAN

G. J. Cuffey, Inc.

| CUSTOMER | | |
|---|---|---|
| HOWARD MARILYN FHILBROOK | | |
| DATE | SCALE | PAGE |
| 9-1-92 | $\frac{1}{4}$" = 1'-0" | 1 OF 5 |

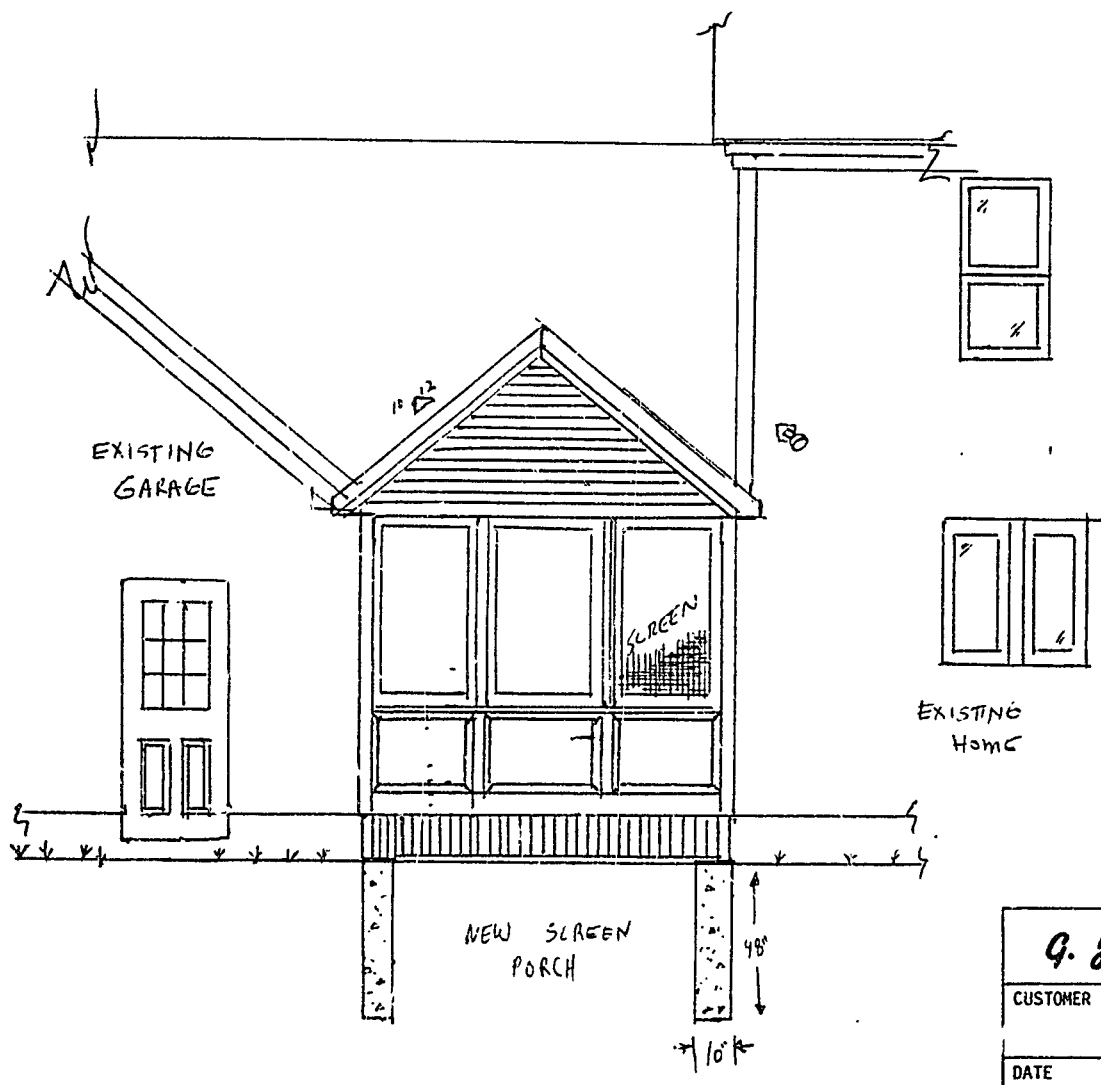


G. J. Cuffney, Inc.

CUSTOMER
PHILBRONK

| DATE | SCALE | PAGE |
|---|---|---|
| 9-1-92 | 1/4" = 1'-0" | 2 OF 5 |

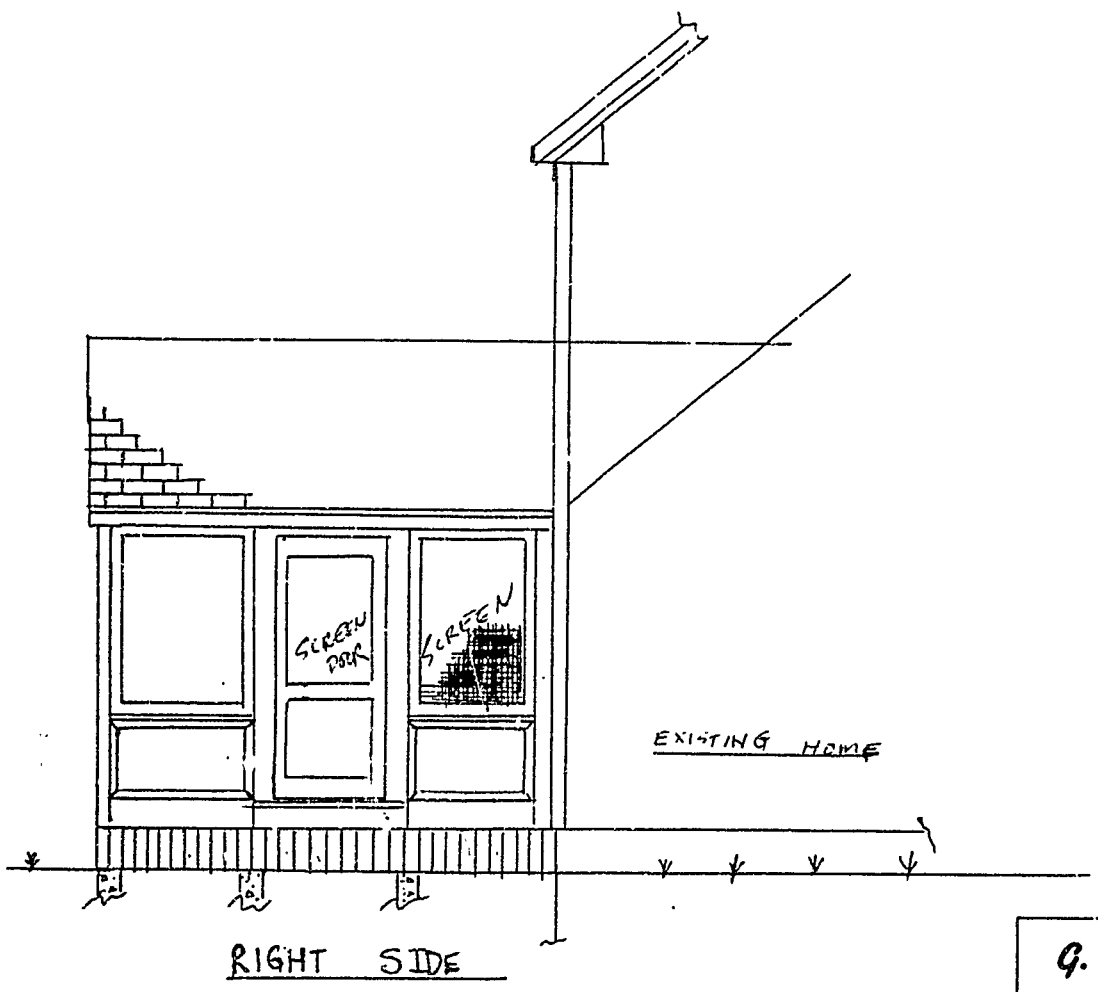


G. J. Coffey, Inc.

CUSTOMER : PHILBROOK

| DATE | SCALE | PAGE |
|---|---|---|
| 9-1-92 | $\frac{1}{4}$" = 1'-0" | 3 OF 5 |

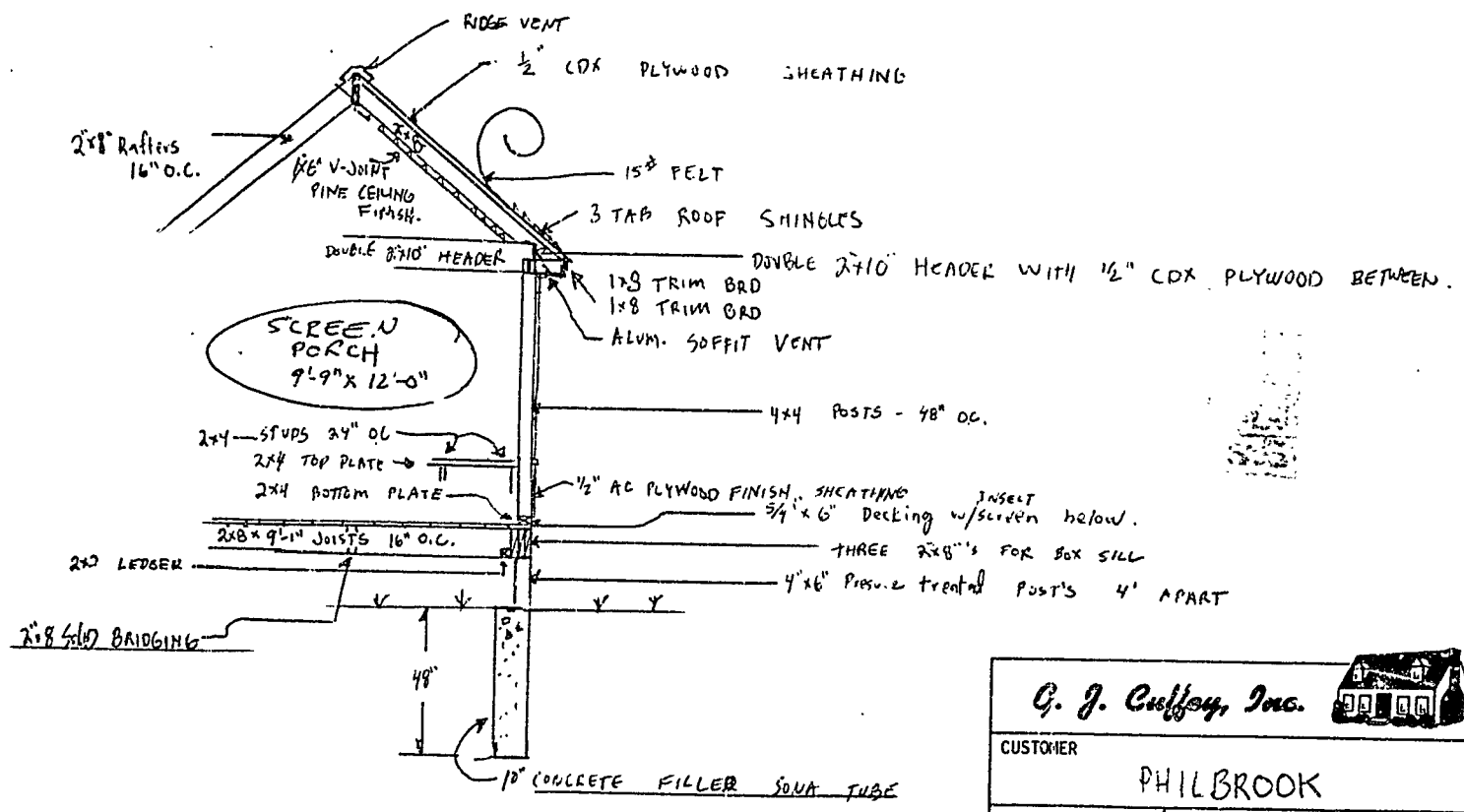


G. J. Coffey, Inc.

CUSTOMER: PHILBROOK

| DATE | SCALE | PAGE |
|---|---|---|
| 9-1-92 | 1/4" = 1'-0" | 4 OF 5 |

Mail Box City of Portland
Parks/Public Works
55 Portland Street
Portland, Maine 04101

10:30AM
Tues
6/23/87

# FOR SUBMETER

FOR SEWER USER CHARGE ADJUSTMENTS

The undersigned hereby requests permission to install additional water meter(s) in accordance with Section 322.60 of the "Municipal Code of the City of Portland, Maine"

It is understood that all expenses related to the purchase, installation and maintenance of the meter(s) is to be borne by the applicant.

TO BE COMPLETED BY APPLICANTS

X Address where sub-meter is requested 10 Deepwood Dr. 04103

X Property owner's name Howard G. and Marilyn L. P. Philbrook

X Tax Map Reference (On Real Estate Tax Bill) Lot #5 Pine Woods Development
(extension 160)

X Property owner's address 10 Deepwood Dr. 04103

X Person to be contacted to schedule inspections Marilyn Philbrook 797-2021
(Name and Telephone Number)

X Portland Water District Account No. (On bill) D-76-D4560
(PWD 774-5961)

X Billing Name & Addres (On bill) Terry. H. Philbrook
10 Deepwood Drive 04103

Location and size existing Portland Water District Service Meter 5/8" meter at left-center of basement.

Proposed location and size of sub-meter 5/8" sub-meter "piggy-backed" above existing meter.

Will a remote reading register be utilized? NO (YES) (If yes, state location At left front corner near CMP meter.)

Description of proposed changes in plumbing required for sub-metering: 1. Cut & isolate sillcock(s). 2. Plug cut lines to sewered uses, e.g. sinks, etc. 3. Plumb new line(s) from sub-meter to isolated sillcock(s). 4. Plumb in new sub-meter.

X The volume of water to be submetered can be shown not to enter the sewerage system by virtue of its use for: washing cars, watering lawn

I certify the above information is true and correct:

X Marilyn Philbrook
Signature

X 6-19-87
Date

RECEIVED
JUN 22 1987
DEPARTMENT OF PUBLIC WORKS

Revised 12-30-85

MAY 16, 1988

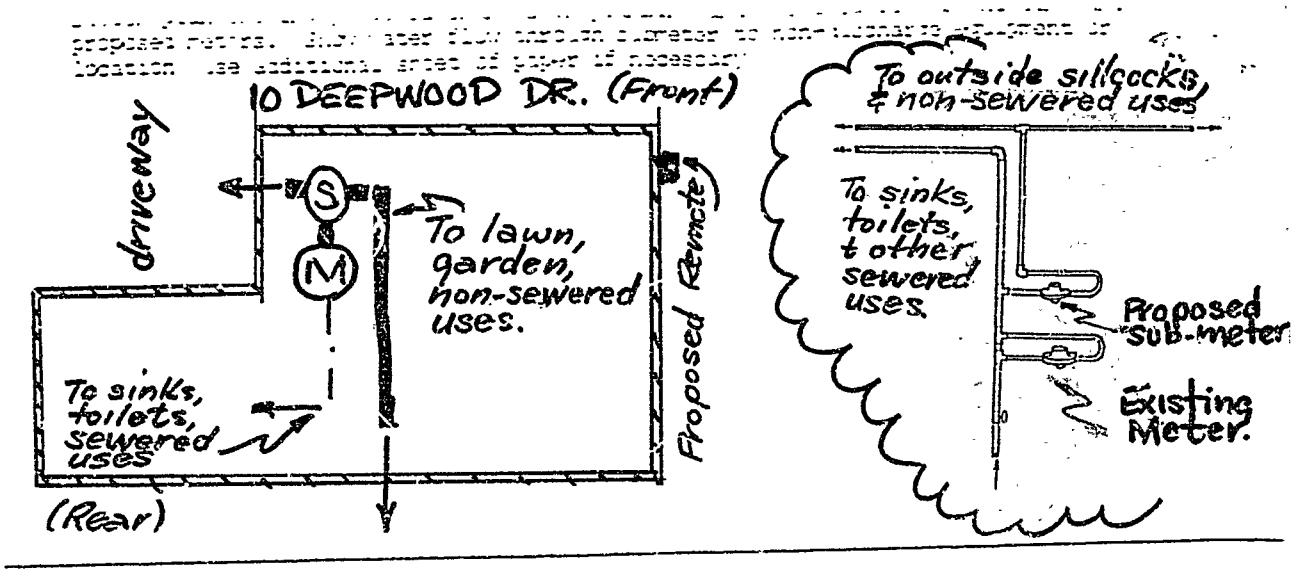


TO BE COMPLETED BY PUBLIC WORKS

Pre-installation inspection by Frank Brancely

on June 23, 1987

Automatic reading system requested ☒ YES ☐ NO

☒ A Watts 288A Back Flow Preventer or equal ~~shall be~~ is presently installed on the outside sillcocks.

Application ☒ Approved ☐ Denied

Comments

TO BE COMPLETED BY THE PLUMBING INSPECTOR

An inspection of the completed installation of the sub-metering system approved on this application was conducted on 5/11/89 by Ernold R. Goodwin, Chief Plumbing Inspector of the City of Portland.

☑ The sub-metering system was installed as approved

☑ No cross connections were found

E. R. GOODWIN

The installation is ☑ approved ☐ dis-approved

TO BE COMPLETED BY THE WATER DISTRICT

Date submeter sold 8/29/88

Submeter account number D-76-D4560

Submeter make and number 5/8ØR #28598940

Submeter installation readings -944 gal

Submeter account entered into computer 5/16/89

Submeter account entered into meter book 5/16/89

Special instructions