

Warranty Deed

We, Robert S. Stoddard and Linda A. Stoddard a/k/a LINDA S. STODDARD  
of 31 Pineloch Drive, Portland, Maine 04103  
for consideration paid, grant to M. R. John Joyce and Linda Joyce  
of 14 Barbara Avenue, Scarborough, ME 04074 AS JOINT TENANTS with WARRANTY COVENANTS

(Description, and incumbrances if any)

A certain lot or parcel of land with the buildings thereon situated on the southerly side of Pineloch Drive in Portland, County of Cumberland and State of Maine, and being Lot No. Eight (8) as shown on a Plan of Pineloch Acres, Section A, dated December 1960 and filed in the Cumberland County Registry of Deeds in Plan Book 55, page 60, to which Plan reference is hereby made for a more particular description of said lot.

Meaning and intending to describe the same premises conveyed to Robert S. Stoddard and Linda S. Stoddard by Warranty Deed of Linda A. Stoddard f/k/a Linda A. Hemmons dated 6/24/93 and recorded with the Cumberland Registry of Deeds in Book 10797, Page 187.

MAINE REAL ESTATE TAX PAID

RECEIVED  
RECORDED REGISTRY OF DEEDS  
1999 JUL 14 PM 2:37  
CUMBERLAND COUNTY  
John B. O'Brien

Witness my hand this 12th day of July, 1999.

*Robert S. Stoddard*  
Robert S. Stoddard

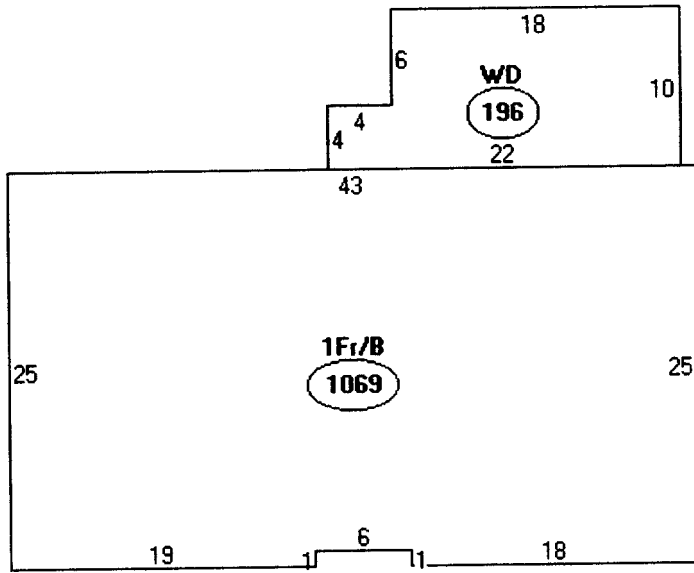
*Linda A. Stoddard*  
Linda A. Stoddard

State of Maine  
County of Cumberland,  
In South Portland on the 12th day of July, 1999  
before me personally appeared Robert S. Stoddard and Linda A. Stoddard

to me known and known by me to be the party/parties executing the foregoing instrument, and he/she they acknowledged said instrument, by him/her/they executed, to be his/her/their free act and deed.

Notary Public: *William R. Avon*  
My commission expires: *Atty. at Law*

(PRINT OR TYPE NAME AND ADDRESS OF GRANTEE)



Descriptor/Area

A: 1Fr/B  
1069 sqft

B: WD  
196 sqft

split level  
1069  
1069

$$\frac{2138 \text{ \#}}{\times 256} = 534.5 \text{ \#}$$

using only




(A)



(A) My residence at 31 Pineloch Dr.  
View is from Pineloch Dr.

(B)



(B) Closer view of proposed Nail Studio door & double windows are where the Studio will be.

③




③ This view is inside the Studio entrance door from outside. The door to the right is the proposed room for the Nail Studio. Currently, this room was utilized for storage.

(E)



(E) This view is from the window in the back of the house. You can see the double windows, the doorway and part of a wall with shelves.

(F)



(F) View of back wall and corner.