

PERMIT ISSUED

City of Portland, Maine - Building or Use Permit Application

389 Congress Street, 04101 Tel: (207) 874-8703, Fax: (207) 874-8716

Permit No: 03-0590	Issue Date: JUL 23 2003	CBL: 393 F027001
-----------------------	-----------------------------------	---------------------

Location of Construction: 24 Whitehead Cir	Owner Name: Laetsch David & Barbara L Jts	Owner Address: 24 Whitehead Cir CITY OF PORTLAND	Phone: 207-878-8655
Business Name: n/a	Contractor Name: n/a	Contractor Address: n/a Portland	Phone:
Lessee/Buyer's Name: n/a	Phone: n/a	Permit Type: Swimming Pools	Zone: R2

Past Use: Single Family	Proposed Use: Single Family / Adding 18' Above the ground pool. All other structures for the pool already exists.	Permit Fee: \$51.00	Cost of Work: \$3,300.00	CEO District: 2
----------------------------	--	------------------------	-----------------------------	--------------------

Proposed Project Description: Adding 18' above the ground pool, all other structures for pool already exists.	<p>FIRE DEPT: <input type="checkbox"/> Approved <input type="checkbox"/> Denied</p> <p>INSPECTION: Use Group: R3 AG Pool Type: R2</p> <p>Signature: JMB 7/23/03</p> <p>PEDESTRIAN ACTIVITIES DISTRICT (P.A.D.)</p> <p>Action: <input type="checkbox"/> Approved <input type="checkbox"/> Approved w/Conditions <input type="checkbox"/> Denied</p> <p>Signature: _____ Date: _____</p>
--	---

Permit Taken By: gg	Date Applied For: 05/30/2003	Zoning Approval
------------------------	---------------------------------	------------------------

<ol style="list-style-type: none"> This permit application does not preclude the Applicant(s) from meeting applicable State and Federal Rules. Building permits do not include plumbing, septic or electrical work. Building permits are void if work is not started within six (6) months of the date of issuance. False information may invalidate a building permit and stop all work.. 	<p style="text-align: center;">Special Zone or Reviews</p> <p><input type="checkbox"/> Shoreland</p> <p><input type="checkbox"/> Wetland <i>Approved</i></p> <p><input type="checkbox"/> Flood Zone</p> <p><input type="checkbox"/> Subdivision</p> <p><input type="checkbox"/> Site Plan</p> <p>Maj <input type="checkbox"/> Minor <input type="checkbox"/> MM <input type="checkbox"/></p> <p>Date: JMB 7/23/03</p>	<p style="text-align: center;">Zoning Appeal</p> <p><input type="checkbox"/> Variance</p> <p><input type="checkbox"/> Miscellaneous</p> <p><input type="checkbox"/> Conditional Use</p> <p><input type="checkbox"/> Interpretation</p> <p><input type="checkbox"/> Approved</p> <p><input type="checkbox"/> Denied</p> <p>Date: _____</p>	<p style="text-align: center;">Historic Preservation</p> <p><input type="checkbox"/> Not in District or Landmark</p> <p><input type="checkbox"/> Does Not Require Review</p> <p><input type="checkbox"/> Requires Review</p> <p><input type="checkbox"/> Approved</p> <p><input type="checkbox"/> Approved w/Conditions</p> <p><input type="checkbox"/> Denied</p> <p>Date: _____</p>
---	---	--	--

CERTIFICATION

I hereby certify that I am the owner of record of the named property, or that the proposed work is authorized by the owner of record and that I have been authorized by the owner to make this application as his authorized agent and I agree to conform to all applicable laws of this jurisdiction. In addition, if a permit for work described in the application is issued, I certify that the code official's authorized representative shall have the authority to enter all areas covered by such permit at any reasonable hour to enforce the provision of the code(s) applicable to such permit.

SIGNATURE OF APPLICANT	ADDRESS	DATE	PHONE
RESPONSIBLE PERSON IN CHARGE OF WORK, TITLE		DATE	PHONE

Inspection Services
Michael J. Nugent
Manager



Dept. of Planning & Development
Lee Urban
Director

CITY OF PORTLAND

July 23, 2003

David Laetsch
24 Whitehead Circle
Portland, ME 04103

Re: 24 Whitehead Circle
CBL: 393-F-027

Dear Mr. Laetsch:

This letter is a follow up to the inspection performed on July 17, 2003 by myself and inspector Marland Wing regarding the pending permit application #03-0590. As a result of this inspection a permit will be issued for a pool installation and a follow up inspection is required for the code violations listed below:

1. The latch on the pool side of the gate needs to be lowered to 3" from the top of gate.
2. The dimension from the lower deck to the top of the pool wall needs to increase to 48 inches, (4 feet).
3. The spaces where the ladder protection butts the pool need to be less than 4 inches.
4. The electric pump installation meets code, however the trench was not open for depth verification.

Per Section 116.0 of the BOCA 1999, you violated the code by installing a pool without an approved permit. Your application was incomplete and the review could not continue without further submittals as we had discussed by phone and from the website information. I received a letter on July 15 stating that the work had been performed. Section 6-18 of the City of Portland Municipal Code for Fee Schedule states that a belated of \$100.00 is due upon the issuance of this permit.

This constitutes an appealable decision pursuant to Section 121.5 of the code. You have a right to appeal my decision within 10 days of this notice. Please contact this office for information on the appeal process.

Please feel free to contact me @ 874-8715 if you have any questions.

Jeanie Bourke

Code Enforcement Officer

389 Congress St Portland, Maine 04101 (207) 874-8700 FAX 874-8716 TTY 874-8936

City of Portland, Maine - Building or Use Permit

389 Congress Street, 04101 Tel: (207) 874-8703, Fax: (207) 874-8716

Permit No: 03-0590	Date Applied For: 05/30/2003	CBL: 393 F027001
------------------------------	--	----------------------------

Location of Construction: 24 Whitehead Cir	Owner Name: Laetsch David & Barbara L Jts	Owner Address: 24 Whitehead Cir	Phone: 207-878-8655
Business Name: n/a	Contractor Name: n/a	Contractor Address: n/a Portland	Phone:
Lessee/Buyer's Name: n/a	Phone: n/a	Permit Type: Swimming Pools	

Proposed Use: Single Family / Adding 18' Above the ground pool. All other structures for the pool already exists.	Proposed Project Description: Adding 18' above the ground pool, all other structures for pool already exists.
---	---

Dept: Zoning **Status:** Approved **Reviewer:** Jeanine Bourke **Approval Date:** 06/10/2003

Note: Ok to Issue:

- 1) Pools are allowed to be a minimum of 10 ft. From side and rear property lines and the principal structure

Dept: Building **Status:** Approved with Conditions **Reviewer:** Jeanine Bourke **Approval Date:** 07/23/2003

Note: 6/10/03 spoke w/ Barbara L. And advised to research the website for pool barrier installation and submit the required information to proceed w/review
6/11/03 spoke w/David L. To review code requirements, he will submit information
7/15/03 received letter from David L. Stating the work had been completed per code. Will perform inspection to verify code compliance.

- 1) Violations are:
 1. The latch on the pool side of the gate needs to be lowered to 3" from the top of the gate
 2. The dimension from the lower deck to the top of the pool wall needs to increase to 48 inches (4 feet)
 3. The spaces where the ladder protection abutts the pool need to be less than 4 inches
 4. The electric pump installation meets code, however the trench was not open for depth verification
- 2) This permit is issued based on an inspection of the pool installation prior to permit approval. The existing conditions are in violation of the BOCA 1999 building code. A reinspection is required for compliance

03 0 590

Pool Installation/Construction Permit Application

If you or the property owner owes real estate or personal property taxes or user charges on any property within the City, payment arrangements must be made before permits of any kind are accepted.


Location/Address of Construction: <u>24 Whitehead Circle Portland Maine</u>		
Total Square Footage of Proposed Structure	Square Footage of Lot	
Tax Assessor's Chart, Block & Lot Chart# <u>393</u> Block# <u>F</u> Lot# <u>027</u>	Owner: <u>David & Barbara Laetsch</u>	Telephone: <u>Call</u> <u>878 8655</u>
Lessee/Buyer's Name (If Applicable)	Applicant name, address & telephone: <u>Dave & Barbara Laetsch</u> <u>24 Whitehead Circle</u> <u>Portland Maine 04103</u>	Cost Of Work: \$ <u>3300.00 appx</u> Fee: \$ <u>51.00</u>
Dimensions of pool: <u>18 FT</u> Above or below ground: <u>above</u>		
Dimensions of decking and/or any platforms, sheds, or other structures: <u>See ATTACHED adding 18' above ground pool,</u>		
Contractor's name, address & telephone: <u>something else already exists</u>		
Whom should we contact when the permit is ready: _____		
Mailing address: _____		
We will contact you by phone when the permit is ready. You must come in and pick up the permit and review the requirements before starting any work, with a Plan Reviewer. A stop work order will be issued and a \$100.00 fee if any work starts before the permit is picked up. PHONE:		

IF THE REQUIRED INFORMATION IS NOT INCLUDED IN THE SUBMISSIONS THE PERMIT WILL BE AUTOMATICALLY DENIED AT THE DISCRETION OF THE BUILDING/PLANNING DEPARTMENT, WE MAY REQUIRE ADDITIONAL INFORMATION IN ORDER TO APPROVE THIS PERMIT.

I hereby certify that I am the Owner of record of the named property, or that the owner of record authorizes the proposed work and that I have been authorized by the owner to make this application as his/her authorized agent. I agree to conform to all applicable laws of this jurisdiction. In addition, if a permit for work described in this application is issued, I certify that the Code Official's authorized representative shall have the authority to enter all areas covered by this permit at any reasonable hour to enforce the provisions of the codes applicable to this permit.


Signature of applicant: <u>Barbara Laetsch</u>	Date: <u>5/30/03</u>
--	----------------------

This is NOT a permit; you may not commence ANY work until the permit is issued. If you are in a Historic District you may be subject to additional permitting and fees with the Planning Department on the 4th floor of City Hall.



Ms. Jeanie Bourke
Code Enforcement Officer
Planning and Development
389 Congress Street
Portland, ME 04101
Ref: May 30, 2003 Application for Pool

July 9, 2003



Ms. Bourke;

Since our last telephone discussion in June, we have accessed the Planning Departments website and carefully reviewed the information pertaining to Private Swimming Pools and the following work has been performed:

1. Daves Pool of Westbrook has completed installation of the pool. In the course of the installation, they have located the motor/pump assembly some 6 ft. from the pool.
2. Bowdler Electric of Cape Elizabeth has
 - a. Changed the pool motor outlet box to have a quick disconnect plug.
 - b. Conduit between our deck and the outlet box has been lowered to be 18" below grade.
 - c. Outlet box has a lever type shut off switch.
 - d. Pool motor was properly grounded to pool structure.
3. We have purchased a water submeter and had it professionally installed by Mr. David Roberts – Plumber.
4. The pool has been filled and is fully operational.
5. I have performed the following additional modifications –
 - a. Access to the pool will be by a ladder which has been installed so that it can be used from our deck which abuts approximately 25% of the pools diameter. A 48" x 48" barricade has been constructed around the ladder with 4" x 4" uprights supporting close mesh lattice work. One wall of the barricade is a self closing, self latching gate. The barricade is 50" high.
 - b. As we have a two level deck, the distance from the upper level of the deck to the top of the pool was 39" high. A 9" high barricade of wood framework and close mesh lattice work has been affixed to the top of the swimming pool.
 - c. Other non required work has been done to the deck including a new self locking gate.

Our cost for the above work (exclusive of the pool) is around \$ 1,000.

In May, we contacted the city in good faith and paid \$ 51.00 for an application to install a new pool. We did this because we wanted to have it done right. We understand that we have not followed the proper sequence as set forth in the document Pool Permit Application Checklist. The requirements set forth in this document are a) complicated, b) would require hiring an engineer to prepare all of the drawings requested, c) would require hiring a surveyor to verify the location of the pool relative to the property lines and d) would require an unreasonable amount of time by the owner to assemble and deliver all of this information to the city and be available for the numerous on site inspections. In short, we find this whole process to be unreasonable.

Page 2.

We do request a final inspection of our pool and feel that we are entitled to this for our \$ 51.00 payment made on May 30, 2003. Your department may frown on our attempts to shortcut your application procedure but we are still trying to act in good faith and want our pool to be done right.

Please contact me at 878-0700 x192 at work so we can set up this inspection and, at long last, bring this lengthy project to a close.

Sincerely



David P. Laetsch
24 Whitehead Circle
Portland, ME 04103
CBL 393F027





CITY OF PORTLAND, MAINE
Department of Building Inspections

May 30 2003

Received from Barbara Jaetsch

Location of Work 24 Whitehead Circle

Cost of Construction \$ _____


Permit Fee \$ 51.00

Building (IL) Plumbing (I5) Electrical (I2) Site Plan (U2)

Other Pool

CBL: 393 F027

Check #: 3481 Total Collected \$ 51.00



THIS IS NOT A PERMIT

No work is to be started until PERMIT CARD is actually posted upon the premises. Acceptance of fee is no guarantee that permit will be granted. PRESERVE THIS RECEIPT. In case permit cannot be granted the amount of the fee will be refunded upon return of the receipt less \$10.00 or 10% whichever is greater.

WHITE - Applicant's Copy
YELLOW - Office Copy
PINK - Permit Copy

Handwritten signature

City of Portland

ATTN: Jeanie Bourke

Additional Requirements For Pool That Will Be Implemented

- 1. Install alarm device that will sound when back door is opened.
- 2. A lever style power shut off will be installed at the pool motor/pump unit.
- 3. Grounding wire will be installed at pool motor/pump unit.
- 4. Motor/pump unit to be 5 ft. away from pool.

David & Barbara Laetsch
 24 Whitehead Circle
 Portland, ME 04103

June 13, 2003

878-0700 x 192

Pump installation
8 yrs

will upgrade
to code

LAETSCH

80 FT

90'

ELECTRICAL
BOX
↓
□

POOL

18'

DECK

25' x 21'

19'

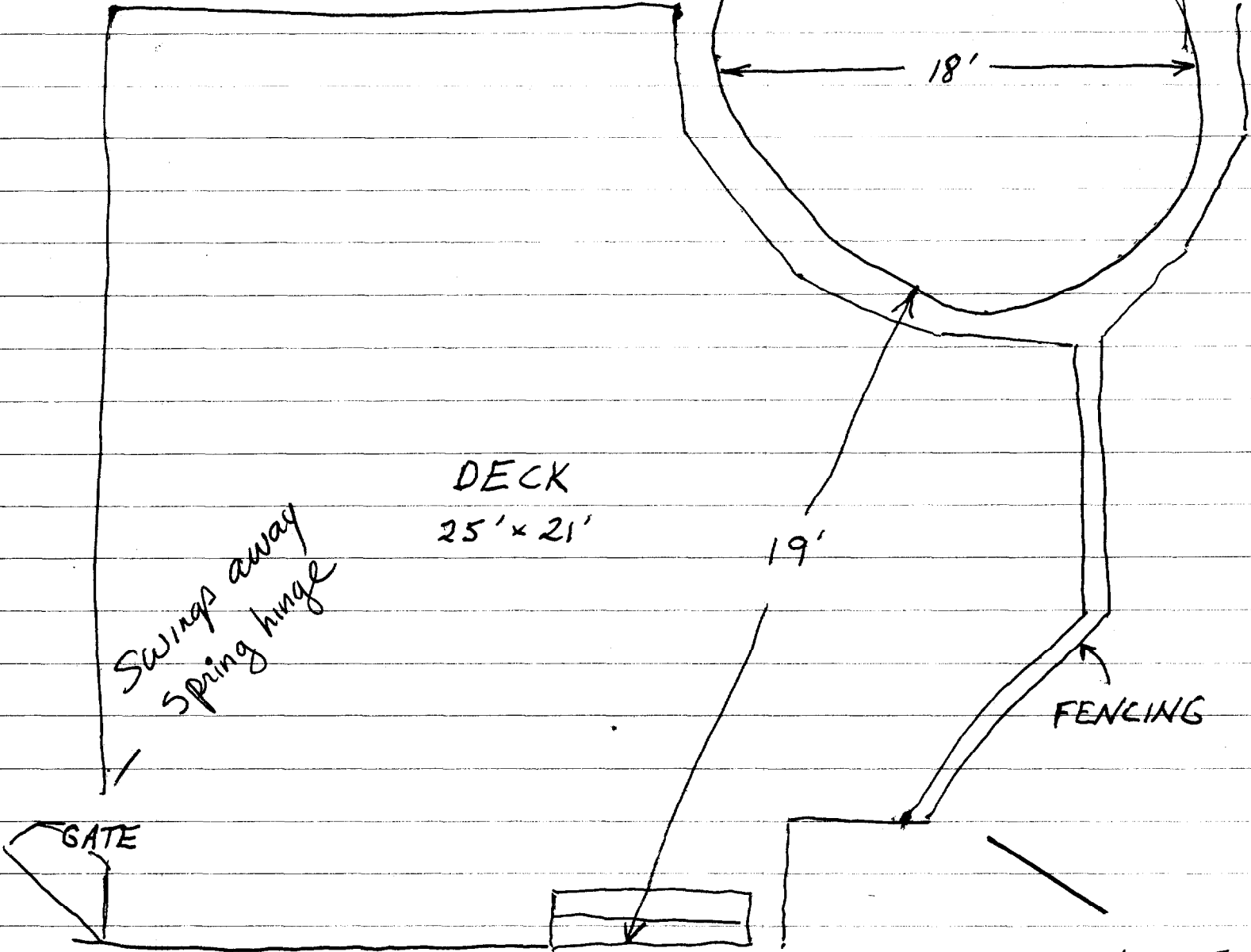
Swings away
spring hinge


FENCING

GATE

HOUSE

30 FT
to prop line





For the best possible protection against the environment and corrosion, the Lazer LX pool comes with a variety of protective finishes. It is available in oval and round shapes.

Fun, the Lazer LX pool invites you to admire its gently tapered top seats, giving it an aesthetic allure completed by its wall design, which accents the beauty of the surrounding décor.

Pools. A virtuoso of summer

Wall and structure now coordinated for style

Lazer LX

Lazer LX

Wall and structure now coordinated for style.

Structure

- 8-inch multi-ribbed top seats
- 6-inch fully supportive uprights
- SYNPRO™ resin decorator seat caps.
- Won't chip, peel or splinter
- Tie-in support to the upright for greater rigidity
- Flush design eliminates exposed screws




Lateral supports (oval pool)

- More lateral supports than the competition (every 30.75") on straight sides of the oval pool where it's needed most
- Angle base plates to ensure greater stability
- Pressure plates to reinforce the connection of the straight and round portions of the oval pool



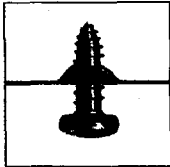
Wall joint

- Superior wall joint design features:
- 5/16-inch bolts and nuts
 - Wall ends have full-size 2 1/4-inch overlap to provide additional strength
 - Six-ply wall joint including two 78-mil thick steel bars for increased resistance



Pool-fit System

- Parts are pre-grooved for fast and easy installation of screws
- Unique design locks screws solidly in place for long-lasting structural integrity



Pre

Zinc

hot-dip

Zinc

steel

against

Tru-kov

Under

the inner

Polymer

Excellent

for a long

Resin-shield

• Textured resin

the outer face

Synpro™

• Non corrosive resin

UV stabilizer prevents

discoloration and

Duoguard™

• An epoxy and allyd resin

compound that protects

condensation between

Turf Base Z™

• Applied to bottom wall channels

for superior corrosion protection

WATER SAFETY

The purchase of an aboveground pool provides years of pleasure and fun, but it also involves water safety. Although we cannot supply a full-time guard, we strongly recommend that you implement the following safety rules. These will help provide a pleasant atmosphere for you and your family.

- NEVER jump or dive in an aboveground pool.
- Maintain constant adult supervision when children are in or near any body of water.
- Read all of the safety, installation, and maintenance information and checked on a regular basis to

and children, should be built, installed, and checked on a regular basis to

- Follow the instruction manual and maintenance instructions.
- Never remove applied or posted safety stickers or signs from your pool or pool area.
- Barriers to prevent unsupervised access, especially by young children, should be built, installed

and checked on a regular basis to

- They must be read, followed and applied on a regular basis, as they will prevent unnecessary accidents and will ensure many summers of pleasant, safe family fun.

