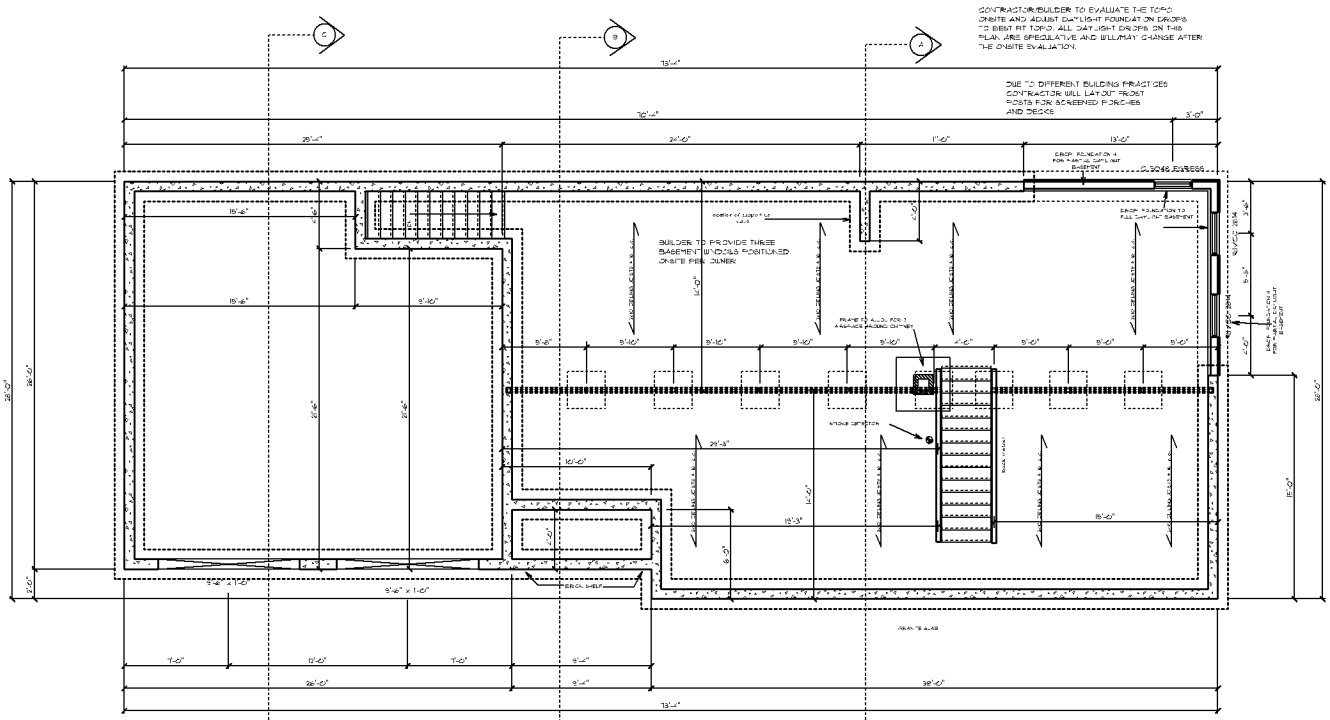

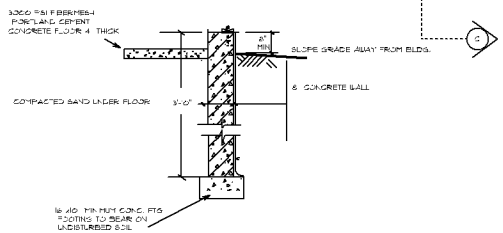

TYPICAL FROSTWALL SECTION - GARAGE

FOUNDATION NOTES:

1. ALL FINISH FLOOR & FOOTING HEIGHTS SHALL BE DETERMINED IN THE FIELD WITH CONTRACTOR.
2. BASEMENT WINDOW LOCATIONS & ROUGH OPENINGS SHALL BE CHECKED WITH FRAMER IN FIELD WITH CONTRACTOR. DIMENSIONS IF NOT SHOWN SHALL BE DETERMINED IN FIELD BY CONTRACTOR.
3. ALL ANCHOR BOLTS SHALL BE 1/2"x10" COATED OR EQUIVALENT, 4'-0" MAX. OC & 1'-0" MIN. FROM ALL CORNERS.
4. ALL LALLY COLUMNS, FOOTINGS, WALLS & BEAMS SHALL BE CHECKED & ENGINEERED BY CONTRACTOR BEFORE FORMS HAVE BEEN SET.
5. ALL DAYLIGHT BASEMENT CONSIDERATIONS TO BE DETERMINED IN FIELD BY CONTRACTOR IF APPLICABLE.
6. ALL CONSIDERATIONS FOR UTILITIES ARE THE RESPONSIBILITY OF THE CONTRACTOR.
7. CONTRACTOR SHALL CHECK ALL DIMENSIONS WITH FLOOR PLAN OR ANY ADDITIONAL EQUIP. (IE BULK-HEAD STOVE OR FIREPLACE) DIMENSIONS OR SPECS. ALSO MUST CHECK ALL STRUCTURAL FRAMING FOR LOAD BEARING & FOUNDATION BEFORE FORMS ARE SET.
8. CONTRACTOR SHALL ADJUST WALL AND FOOTINGS SIZES TO SOIL BEARING CAPACITIES AS REQ'D.
9. DO NOT BACKFILL MORE THAN 3'-0" BEFORE 1ST FLR. FRAMING OR 1ST FLOOR IS COMPLETE.
10. DRAIN TILE SHALL BE PLACED ON INTERIOR AND EXTERIOR OF FOUNDATION. ALL DRAIN TILE PIPE SHALL BE WRAPPED IN FILTER FABRIC.
11. SEE BUILDING SECTIONS FOR ADDITIONAL REINFORCING REQUIREMENTS.

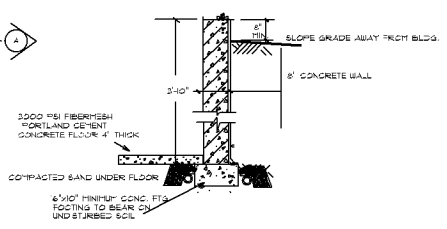

TYPICAL FROSTWALL SECTION - PARTIAL DAYLIGHT

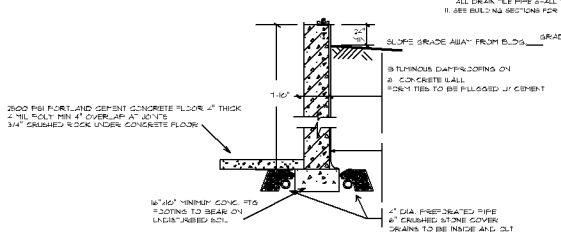

TYPICAL FOUNDATION WALL SECTION - MAIN HOUSE

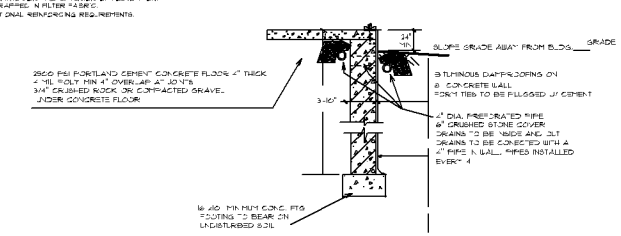

TYPICAL FOUNDATION WALL SECTION - DAYLIGHT

THESE PLANS AND SPECIFICATIONS HAVE NOT BEEN PREPARED BY A REGISTERED ARCHITECT OR ENGINEER. THESE GM BUILD ASSISTANT DRAFTING PLANS ARE NOT ENGAGED IN THE PRACTICE OF ARCHITECTURE OR ENGINEERING. THE PROPRIETOR & OWNER OF GM BUILD ASSISTANT THESE PLANS ARE PROVIDED AS A CONVENIENCE AS A GUIDE TO A GUARANTEE TO THE BOUNDARIES AND SUITABILITY OF THE INFORMATION PROVIDED ALL DIMENSIONS AND SPECIFICATIONS TO BE VERIFIED FOR ACCURACY AND STRUCTURAL INTEGRITY BY A REGISTERED ARCHITECT OR ENGINEER AND CONTRACTOR BEFORE ACTUAL CONSTRUCTION.

PROJECT NAME:

RESIDENCE
LOT 14 HOPE AVE.
PORTLAND ME.

DATE: 1/4/2008

SCALE: AS NOTED

DRAWN:

FILE:

SHEET:

___ OF ___