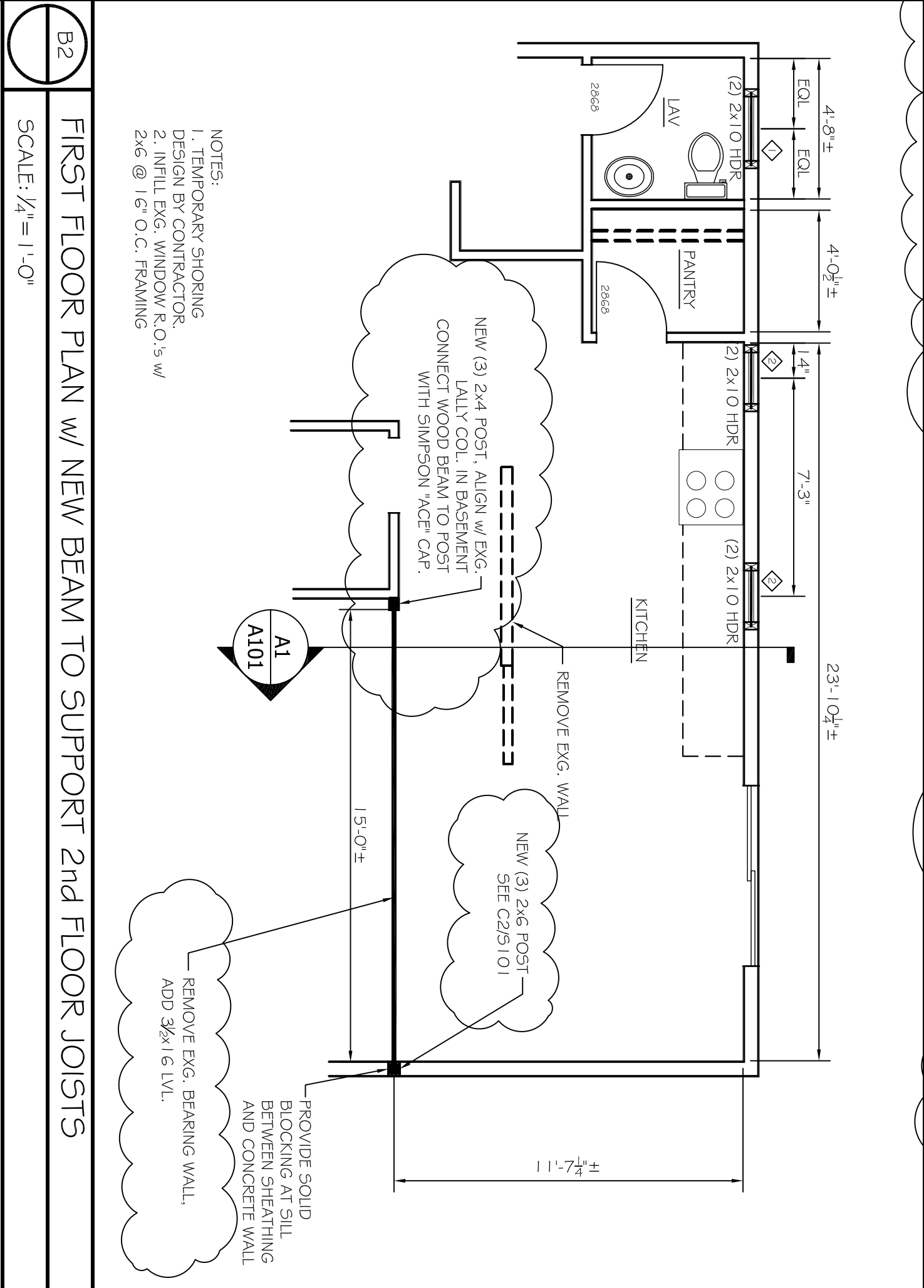



WOOD FRAMING NOTES

- STRUCTURAL LUMBER: No. 2 SPRUCE-FIR OR BETTER LAMINATED VENEER LUMBER (LVL) BY BOISE. COLUMNS - 2x50 Fb VERTICAL.
- DESIGN CODES:
 - NATIONAL DESIGN SPECIFICATIONS FOR WOOD ASSOCIATION.
 - FASTENERS: COMPLY WITH RECOMMENDED FASTENING SCHEDULE TABLE R602.3 (1) OF THE IRC 2009 BUILDING CODE, UNLESS SHOWN OTHERWISE ON THE DRAWINGS.
 - FASTENER REQUIREMENTS FOR ROOF AND FLOOR SHEATHING. PROVIDE 6D RINGSHEAKING NAILS PER TABLE R602.3 (1).
 - ALL BOLTED WOOD CONNECTIONS TO BE MADE WITH 6800 HOT DIP GALVANIZED HEX HEAD THROUGH BOLTS. SIZE AS INDICATED ON THE DRAWINGS. DOUBLE HEADED CARBIDE BOLTS ARE NOT ALLOWED.
 - ALL NAILS TO SIMPSON PRODUCTS, AND FT LUMBER TO BE 690 HOT DIP GALVANIZED 0.1629" COMMON BOX NAILS, OR AS RECOMMENDED BY SIMPSON.
 - ALL SIMPSON PRODUCTS IN CONTACT WITH FT LUMBER TO BE 2MAX (G) 95 GALVANIZED IN CONTACT.
 - TERME LVLS TO BE CONNECTED WITH (2) ROWS 1/2" DIA 8x6 THROUGH BOLTS 12" O.C. STAGGERED.
 - DOUBLE LVLS TO BE CONNECTED WITH (3) ROWS 1/2" DIA SINKERS AT 12" O.C.

STRUCTURAL DISCLAIMER:

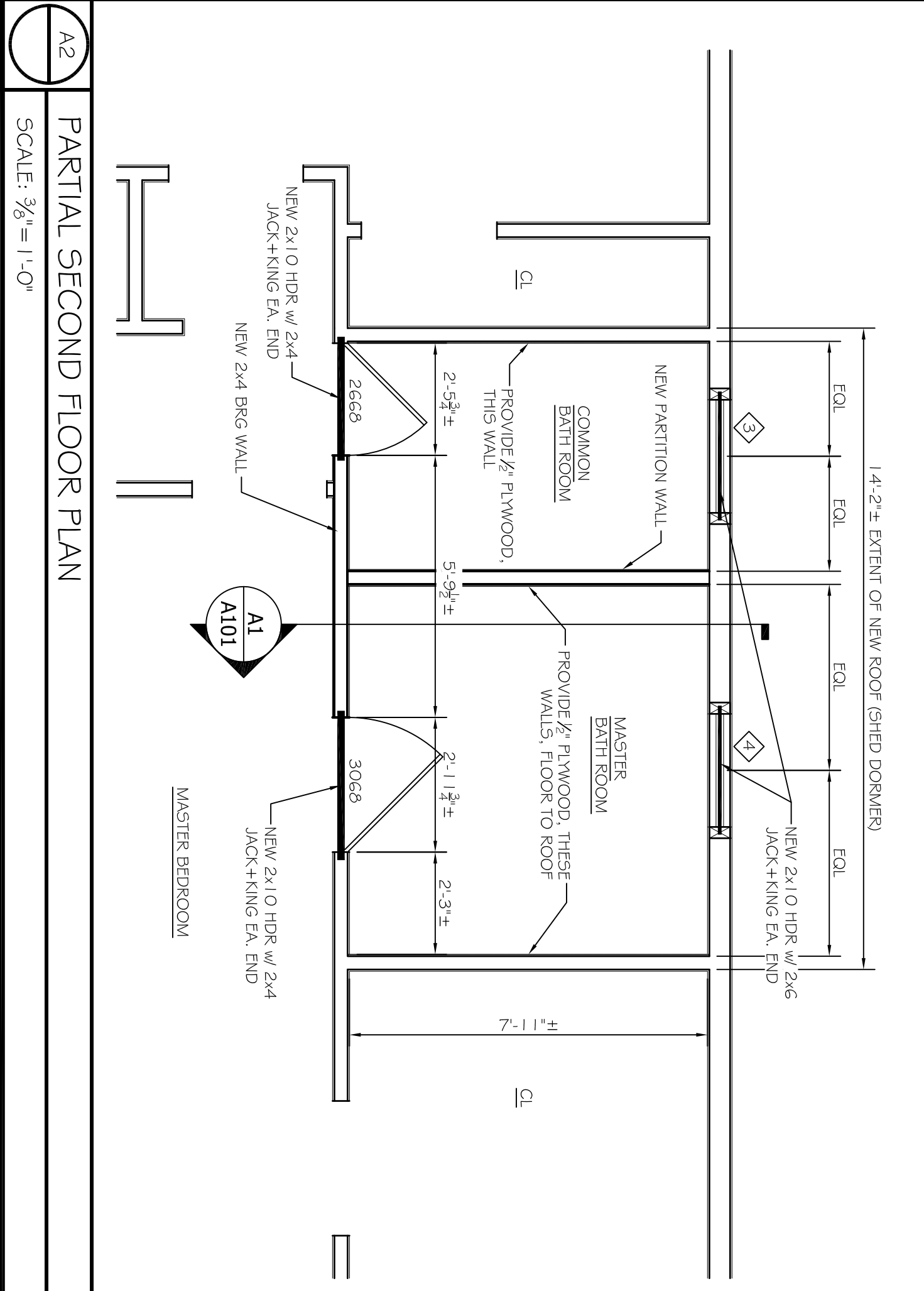
THIS P.E. REVIEW COVERS STRUCTURAL FRAMING MEMBERS SIZES FOR NEW STRUCTURAL ELEMENTS (BEAMS, COLUMNS, RAFTERS) DETICED ON THIS PLAN ONLY. UNLESS OTHERWISE NOTED, DESIGN AND DETAIL FOR FRAMING CONNECTIONS, EXISTING FRAMING, COMPONENTS AND GRADING, FINISHES, FLOOR FINISH, AND THE SCHEDULE CODE PERFORMANCES, SHALL BE THE RESPONSIBILITY OF THE CONTRACTOR. THE CONTRACTOR SHALL BE RESPONSIBLE TO CONSULT THE BUILDING IN CONFORMANCE WITH IRC 2009 BUILDING CODE AND LOCAL ORDINANCES. USE OF THESE DRAWINGS INDICATES OWNER/CONTRACTOR AGREEMENT TO THESE TERMS.



WINDOW SCHEDULE

ROOM	TAG	TYPE	ROUGH OPENING
LAV	◇	DOUBLE HUNG	2'-1 1/8"W x 3'-0 3/8"H
KITCHEN	◇	CASEMENT	1'-8 1/2"W x 3'-4 3/8"H
COMMON BATH	◇	AWNING	3'-1 1/2"W x 1'-1 0 1/4"H
MASTER BATH	◇	DOUBLE HUNG	2'-1 1/8"W x 3'-0 3/8"H

NOTE:
OWNER TO SELECT FINAL WINDOW SIZE/TYPE/ER. O. PRIOR TO CONSTRUCTION



REVISIONS

No.	BY	DESCRIPTION	DATE
1	ASW	REVISED WITH CONNECTIONS	5/17/16

PROJECT: VINCENT RESIDENCE PORTLAND, ME

SHEET TITLE: BATHROOM RENOVATION PLANS AND SECTION ISSUED FOR PERMITTING

DATE: 3-28-16
SCALE: AS NOTED
DESIGN BY: ASW
DRAWN BY: BSC
FILE #: 16033-A101DWG
PROJECT NUMBER: 16033
SHEET NO: S101

ASSOCIATED DESIGN PARTNERS INC.

80 Leighton Road Falmouth, Maine 04105

Office: (207) 878-1751
Fax: (207) 878-1788
E-Mail: adp@adpengineering.com

STATE OF MAINE
AARON S. WILSON
No. 10429
LICENSED PROFESSIONAL ENGINEER

THIS DRAWING, SERIAL AND ELECTRONIC FILE ARE THE PROPERTY OF ASSOCIATED DESIGN PARTNERS, INC. NO REUSE, REPRODUCTION, OR OTHER USE OF THIS DOCUMENT WITHOUT WRITTEN CONSENT IS PROHIBITED.