

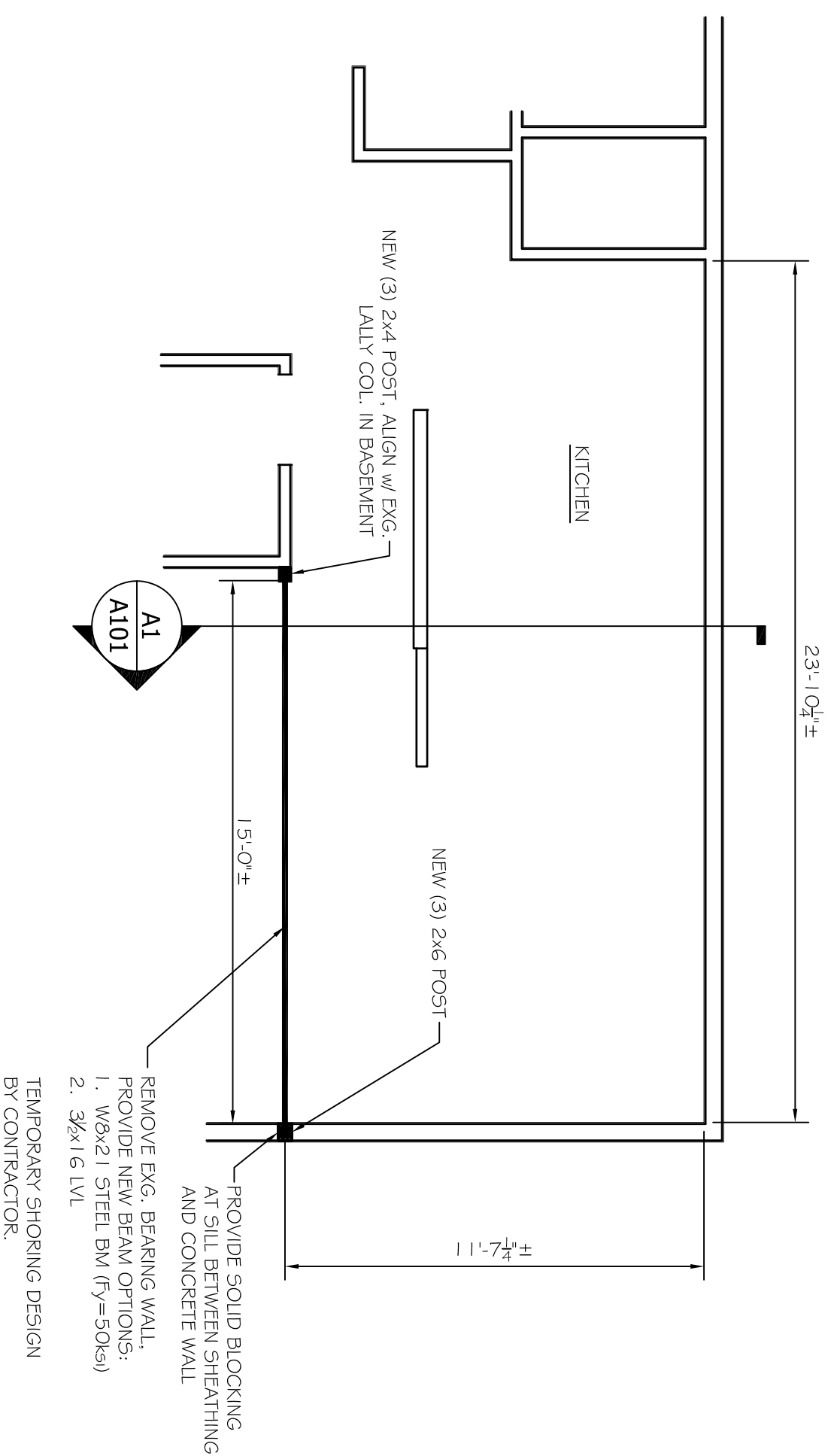
WOOD FRAMING NOTES

1. STRUCTURAL LUMBER: No. 2 SFRUCE-FINE-FIR OR BETTER LAMINATED VENEER LUMBER (LVL) BY BOISE-COLUMBIAN, 2550 Fb VERSALUM
2. DESIGN CODES:
 - A. NATIONAL DESIGN SPECIFICATIONS FOR WOOD ASSOCIATION.
 - B. FASTENERS: COMPLY WITH RECOMMENDED FASTENING SCHEDULE TABLE R602.3 (1) OF THE IRC 2009 BUILDING CODE, UNLESS SHOWN OTHERWISE ON THE DRAWINGS.
 - C. FASTENER REQUIREMENTS FOR ROOF AND FLOOR SHEATHING: PROVIDE 6D RINGSHANK NAILS PER TABLE R602.3 (1).
 - D. ALL BOLTED WOOD CONNECTIONS TO BE MADE WITH 6900 HOT DIP GALVANIZED HEX HEAD THROUGH BOLTS. SIZE AS INDICATED ON THE DRAWINGS. DOME HEADED CARBIDE BOLTS ARE NOT PERMITTED.
 - E. ALL NAILS TO SIMPSON PRODUCTS, AND FT LUMBER TO BE 6900 HOT DIP GALVANIZED 0.16270 COMMON BOX NAILS, OR AS RECOMMENDED BY SIMPSON.
 - F. ALL SIMPSON PRODUCTS IN CONTACT WITH FT LUMBER TO BE 20MAX (G 95 GALVANIZED) IN CONTACT.
 - G. TRIPLE LVL'S TO BE CONNECTED WITH (2) ROWS 1/2" AS6 THROUGH BOLTS 12" O.C. STAGGERED.
 - H. DOUBLE LVL'S TO BE CONNECTED WITH (3) ROWS 1/2" SINKERS AT 12" O.C.

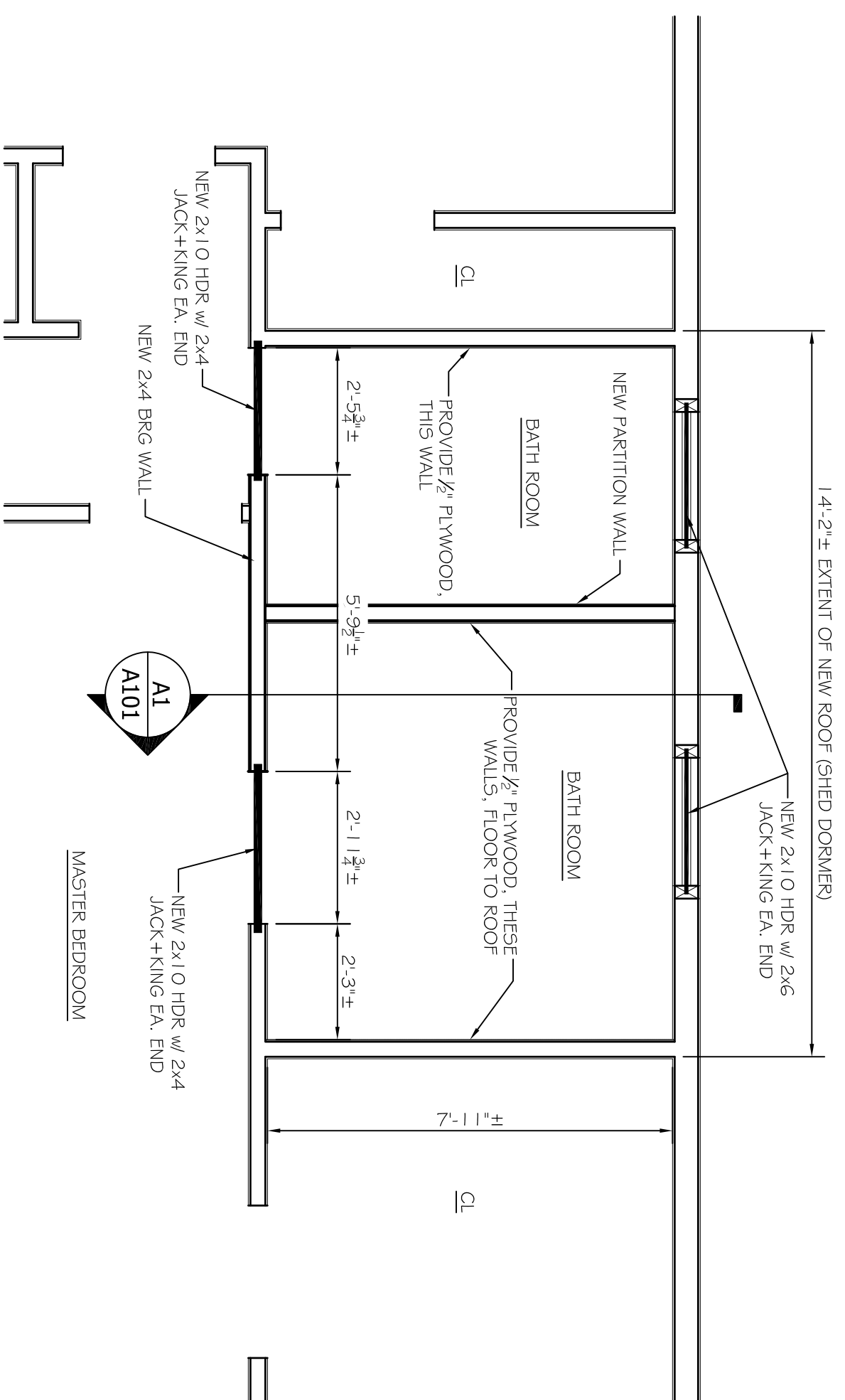
STRUCTURAL DISCLAIMER:

THIS P.E. REVIEW COVERS STRUCTURAL FRAMING MEMBERS SIZES FOR NEW STRUCTURAL ELEMENTS (BEAMS, COLUMNS, RAFTERS) DETICED ON THIS PLAN ONLY. UNLESS OTHERWISE NOTED, DESIGN AND DETAIL FOR FRAMING CONNECTIONS, EXISTING FRAMING, COMPONENTS AND GRADING, FINISHES, FLOOR FINISH LAYOUT, AND THE EXACT CODE REVIEWED FOR THIS P.E. SEAL. OWNER/CONTRACTOR IS RESPONSIBLE TO CONSULT THE BUILDING IN CONFORMANCE WITH IRC 2009 BUILDING CODE AND LOCAL ORDINANCES. USE OF THESE DRAWINGS INDICATES OWNER/CONTRACTOR AGREEMENT TO THESE TERMS.

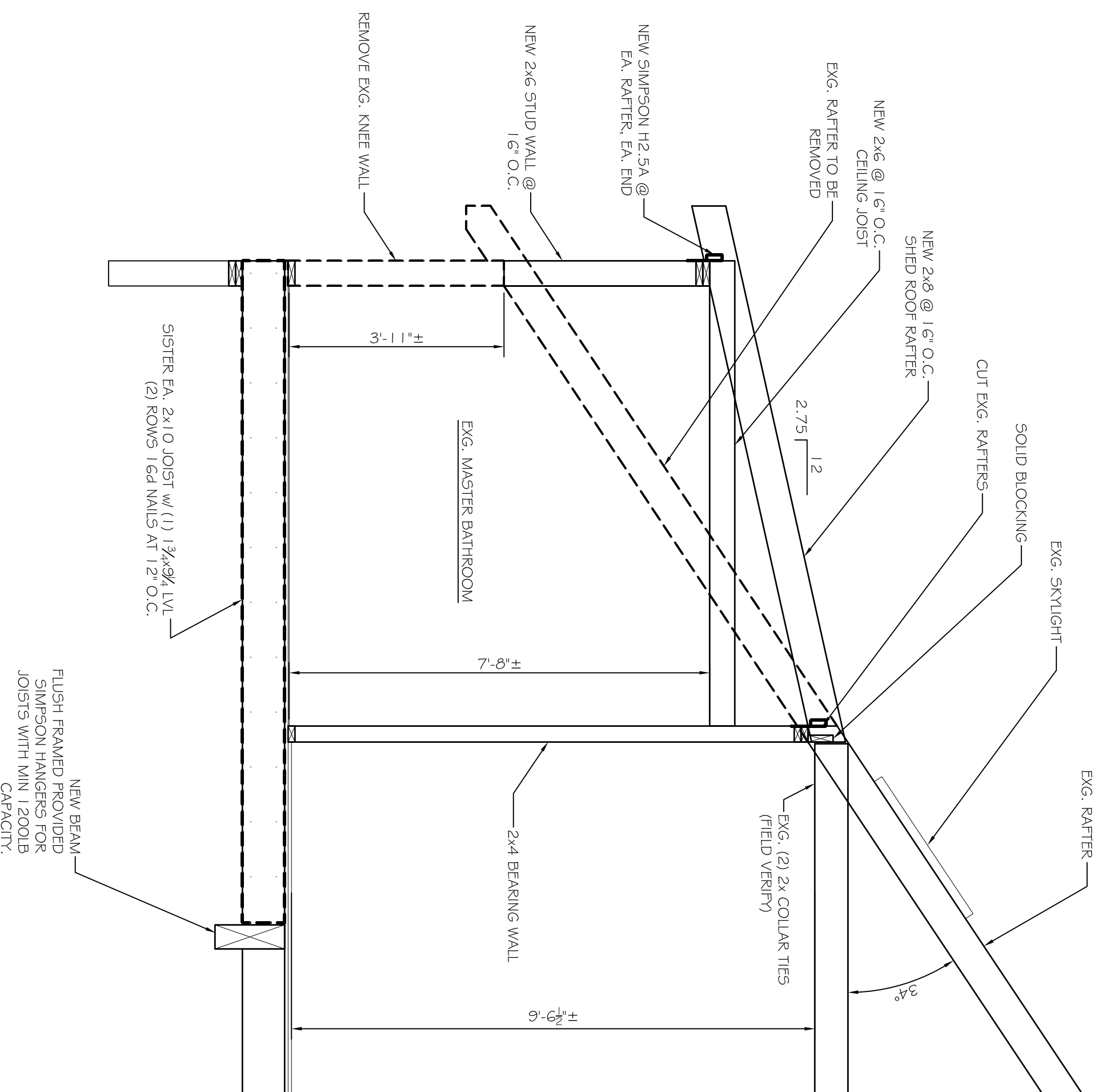
NOTES AND DISCLAIMER



FIRST FLOOR PLAN w/ NEW BEAM TO SUPPORT 2nd FLOOR JOISTS
SCALE: 1/4" = 1'-0"



SECOND FLOOR PLAN
SCALE: 3/8" = 1'-0"



FIRST FLOOR PLAN
SCALE: 1/4" = 1'-0"

REVISIONS		DATE
NO.	BY	DESCRIPTION

PROJECT: **VINCENT RESIDENCE**
PORTLAND, ME
FOR:
BATHROOM RENOVATION PLANS AND SECTION
ISSUED FOR PERMITTING


SHEET TITLE:

THIS DRAWING IS THE PROPERTY OF ASSOCIATED DESIGN PARTNERS, INC. NO PART OF THIS DRAWING OR ANY OTHER USE OF THIS DOCUMENT WITHOUT WRITTEN CONSENT IS PROHIBITED.

ASSOCIATED DESIGN PARTNERS INC.

80 Leighton Road
Falmouth, Maine 04105

Office: (207) 878-1751
Fax: (207) 878-1788
E-Mail: adp@adpengineering.com



DATE: 2-12-16
SCALE: AS NOTED
DESIGN BY: ASW
DRAWN BY: RSC
FILE #: 16033-A101.DWG
PROJECT NUMBER:
16033
SHEET NO.:
S101