

15 WHITE PINE WAY  
FALMOUTH, MAINE 04103  
CELA (207) 632-5330  
MIKE@CDR10NIE.COM

PROJECT NAME  
**REQUIA  
SPEC #2**

PROJECT LOCATION  
PORTLAND, MAINE

BUILT BY

SHEET NAME  
**FOUNDATION  
PLAN &  
DETAILS**

DRAWN BY: M.P.C.  
CHECKED BY: M.P.C.

SCALE: AS-NOTED  
DATE: 10/28/16  
FILE NUMBER 16-0046  
REVISIONS:

**A-2**

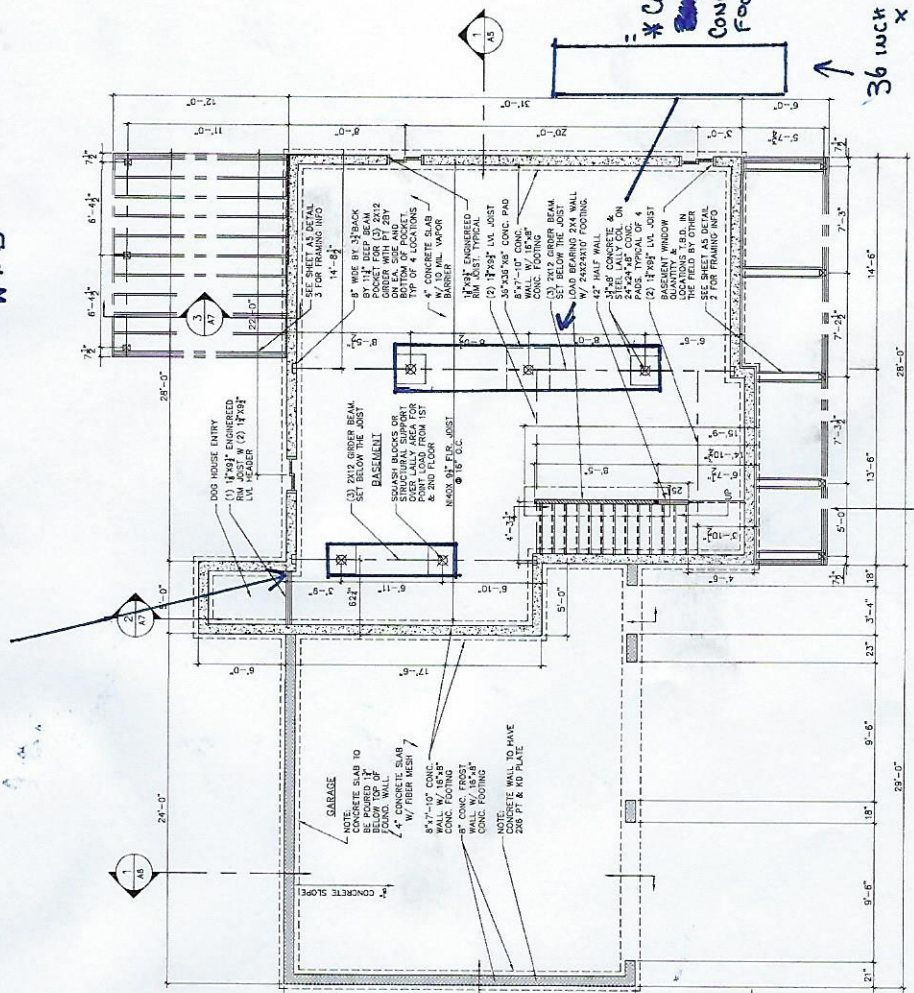
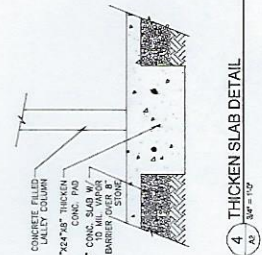
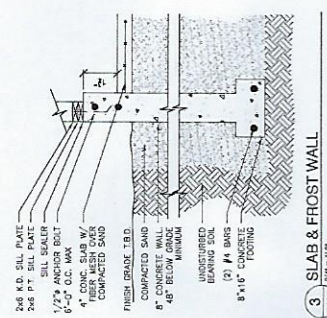
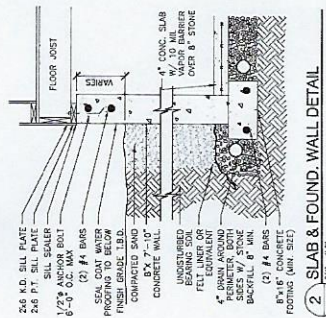
24 INCH WIDE X 8 INCH DEEP

CONTINUOUS

24x8 INCH FOOTING W X D

CONTINUOUS 36" x 8" W x D CONCRETE FOOTING

36 INCH WIDE X 8 INCH DEEP



CLIENT

CLIENT

NOTE:

THESE DRAWINGS ARE PROVIDED FOR INFORMATION PURPOSES ONLY. A PARTY SHALL CONSULT WITH THE CONTRACTOR SHALL ASSUME ALL RESPONSIBILITY FOR LOCAL CODE COMPLIANCE. ALL DIMENSIONS, UNLESS OTHERWISE SPECIFIED, SHALL BE IN ACCORDANCE WITH COMMON BUILDING PRACTICES AND LOCAL CODES. QUANTITIES OF CURBS, RAFTERS AND STAIRS, UNLESS OTHERWISE SPECIFIED, SHALL BE DETERMINED BY THE CONTRACTOR. CONTRACTOR SHALL BE RESPONSIBLE FOR FIELD LAYOUT FOR ALL FOUNDATIONS TO BE LOCATED BY THE CONTRACTOR.