Job	Truss	Truss Type	Qty	Ply	REQUIA/SPEC #4
B169572	T01	FAN	18	1	

Mainely Trusses, Inc., Fairfield, ME, Kenneth Lee

Job Reference (optional)
8.100 s Jan 17 2017 MiTek Industries, Inc. Wed Apr 26 0
ID:M0rolYt37rU6i4ASsZSEGRy85ku-PmBRenfuwvkd8VFE0_BvaHqnmqRG

Reviewed for Code Compliance
Inspections Division
Approved with Conditions
Date: 06/13/17

Scale = 1:70.8



1-0-0	10-0-5	19-11-11	29-0-0	30-0-0	
1-0-0	9-0-5	9-11-6	9-0-5	1-0-0	

Plate Offsets (X,Y)-- [1:0-0-0,0-1-8], [1:0-2-15,Edge], [4:0-3-0,0-1-4], [7:0-0-0,0-1-8], [7:0-2-15,Edge]

LOADING (psf)

TCLL	46.2
(Ground Snow=60.0)	
TCDL	10.0
BCLL	0.0
BCDL	10.0

SPACING-	2-0-0	**CSI.**		**DEFL.**	in	(loc)	l/defl	L/d	**PLATES**	**GRIP**
Plate Grip DOL	1.15	TC	0.75	Vert(LL)	-0.16	9-11	>999	240	MT20	197/144
Lumber DOL	1.15	BC	0.70	Vert(TL)	-0.46	9-11	>732	180		
Rep Stress Incr	YES	WB	0.74	Horz(TL)	0.09	8	n/a	n/a		
Code IRC2009/TPI2007		Matrix-S							Weight: 135 lb	FT = 20%

LUMBER-
TOP CHORD 2x4 SPF No.2
BOT CHORD 2x4 SPF No.2
WEBS 2x4 SPF No.2
WEDGE
Left: 2x4 SPF No.2, Right: 2x4 SPF No.2

BRACING-
TOP CHORD Structural wood sheathing directly applied or 2-5-8 oc purlins.
BOT CHORD Rigid ceiling directly applied or 8-3-13 oc bracing.
MiTek recommends that Stabilizers and required cross bracing be installed during truss erection, in accordance with Stabilizer Installation guide.

REACTIONS. (lb/size) 12=1986/0-5-8 (min. 0-3-2), 8=1986/0-5-8 (min. 0-3-2)
Max Horz 12=-349(LC 5)
Max Uplift12=-418(LC 7), 8=-418(LC 8)

FORCES. (lb) - Max. Comp./Max. Ten. - All forces 250 (lb) or less except when shown.
TOP CHORD 1-2=-347/104, 2-13=-2363/464, 3-13=-2029/466, 3-4=-2360/667, 4-5=-2360/667, 5-14=-2029/466, 6-14=-2363/464, 6-7=-347/104
BOT CHORD 1-12=0/274, 11-12=-487/1947, 10-11=-133/1422, 9-10=-133/1422, 8-9=-346/1947, 7-8=0/274
WEBS 3-11=-845/357, 5-9=-845/356, 4-11=-363/1201, 4-9=-363/1201, 2-12=-2530/716, 6-8=-2530/715

NOTES-
1) Wind: ASCE 7-05; 100mph; TCDL=4.2psf; BCDL=6.0psf; h=25ft; Cat. II; Exp C; enclosed; MWFRS (low-rise) gable end zone; cantilever left and right exposed ; end vertical left and right exposed; Lumber DOL=1.60 plate grip DOL=1.60
2) TCLL: ASCE 7-05; Pg=60.0 psf (ground snow); Ps=46.2 psf (roof snow); Category II; Exp C; Partially Exp.; Ct=1.1
3) Roof design snow load has been reduced to account for slope.
4) Unbalanced snow loads have been considered for this design.
5) This truss has been designed for a 10.0 psf bottom chord live load nonconcurrent with any other live loads.
6) One RT7A USP connectors recommended to connect truss to bearing walls due to UPLIFT at jt(s) 12 and 8. This connection is for uplift only and does not consider lateral forces.
7) This truss is designed in accordance with the 2009 International Residential Code sections R502.11.1 and R802.10.2 and referenced standard ANSI/TPI 1.

LOAD CASE(S)
1) Dead + Snow (balanced): Lumber Increase=1.15, Plate Increase=1.15
Uniform Loads (plf)
Vert: 1-7=-20, 1-4=-112, 4-7=-112
2) Dead + Snow (Unbal. Left): Lumber Increase=1.15, Plate Increase=1.15
Uniform Loads (plf)
Vert: 1-7=-20, 1-13=-112, 4-13=-165, 4-7=-48
3) Dead + Snow (Unbal. Right): Lumber Increase=1.15, Plate Increase=1.15
Uniform Loads (plf)
Vert: 1-7=-20, 1-4=-48, 4-14=-165, 7-14=-112

Continued on page 2

MAINELY TRUSSES
Engineered Truss Systems

CITY OF PORTLAND, MAINE — RESURGAM

Reviewed for Code Compliance
Inspections Division
Approved with Conditions

Date: 06/13/17

LOAD CASE(S)

4) Dead + Uninhabitable Attic Without Storage: Lumber Increase=1.25, Plate Increase=1.25
   Uniform Loads (plf)
   Vert: 1-7=-40, 1-4=-20, 4-7=-20
5) Dead + 0.6 MWFRS Wind (Pos. Internal) Left: Lumber Increase=1.60, Plate Increase=1.60
   Uniform Loads (plf)
   Vert: 1-12=21, 7-12=-12, 1-4=-13, 4-7=26
   Horz: 1-4=4, 4-7=34
6) Dead + 0.6 MWFRS Wind (Pos. Internal) Right: Lumber Increase=1.60, Plate Increase=1.60
   Uniform Loads (plf)
   Vert: 1-8=-12, 7-8=21, 1-4=26, 4-7=-13
   Horz: 1-4=-34, 4-7=-4
7) Dead + 0.6 MWFRS Wind (Pos. Internal) 1st Parallel: Lumber Increase=1.60, Plate Increase=1.60
   Uniform Loads (plf)
   Vert: 1-12=16, 7-12=-12, 1-4=43, 4-7=27
   Horz: 1-4=-51, 4-7=36
8) Dead + 0.6 MWFRS Wind (Pos. Internal) 2nd Parallel: Lumber Increase=1.60, Plate Increase=1.60
   Uniform Loads (plf)
   Vert: 1-8=-12, 7-8=16, 1-4=27, 4-7=43
   Horz: 1-4=-36, 4-7=51
9) Dead + 0.6 MWFRS Wind (Pos. Internal) 3rd Parallel: Lumber Increase=1.60, Plate Increase=1.60
   Uniform Loads (plf)
   Vert: 1-12=16, 7-12=-12, 1-4=21, 4-7=14
   Horz: 1-4=-29, 4-7=23
10) Dead + 0.6 MWFRS Wind (Pos. Internal) 4th Parallel: Lumber Increase=1.60, Plate Increase=1.60
   Uniform Loads (plf)
   Vert: 1-8=-12, 7-8=16, 1-4=14, 4-7=21
   Horz: 1-4=-23, 4-7=29

MAINELY TRUSSES
Engineered Truss Systems

Job	Truss	Truss Type	Qty	Ply	REQUIA/SPEC #4
B169572	T01AGE	GABLE	1	1	

Mainely Trusses, Inc., Fairfield, ME, Kenneth Lee

Job Reference (optional)
8.100 s Jan 17 2017 MiTek Industries, Inc. Wed Apr 26 0
ID:M0roIYt37rU6i4ASsZSEGRy85ku-tzlps7gWhDsUmfpQZhi87UNuuEj

Reviewed for Code Compliance
Inspections Division
Approved with Conditions
Date: 06/13/17

Scale = 1:64.9

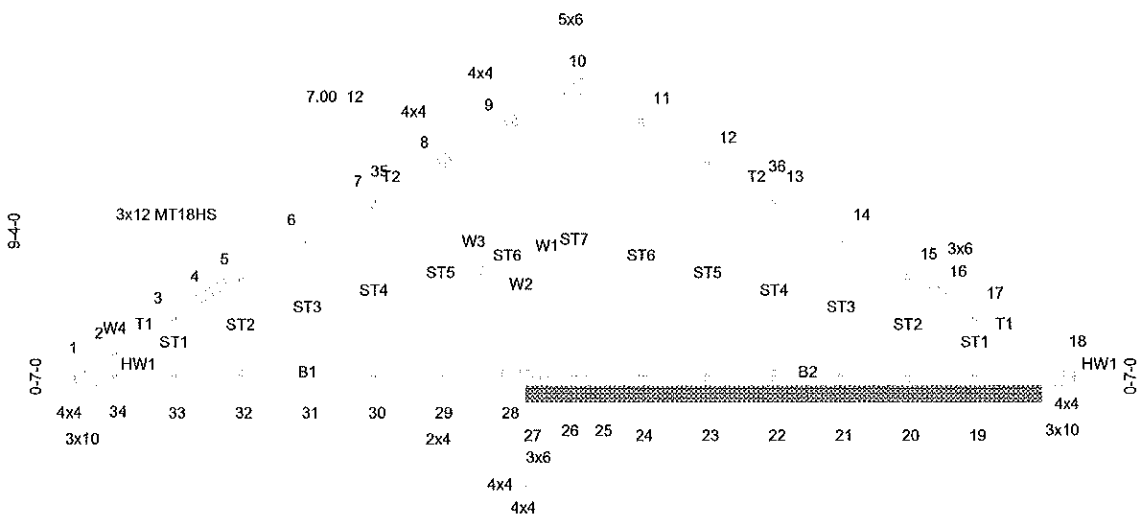

1-0-0 13-6-8 29-0-0 30-0-0
1-0-0 12-6-8 15-5-8 1-0-0

Plate Offsets (X,Y)-- [1:0-0-0,0-1-12], [1:0-2-15,Edge], [8:0-1-12,0-2-0], [9:0-1-12,0-2-0], [10:0-2-8,0-1-12], [18:0-2-15,Edge], [18:0-0-0,0-1-12]

LOADING (psf)		SPACING-	1-11-4	CSI.		DEFL.	in	(loc)	l/defl	L/d	PLATES	GRIP
TCLL	46.2	Plate Grip DOL	1.15	TC	0.98	Vert(LL)	-0.45	31-32	>329	240	MT20	197/144
(Ground Snow=60.0)		Lumber DOL	1.15	BC	0.99	Vert(TL)	-0.75	31-32	>199	180	MT18HS	197/144
TCDL	10.0	Rep Stress Incr	YES	WB	0.58	Horz(TL)	0.01	19	n/a	n/a		
BCLL	0.0	Code IRC2009/TPI2007		Matrix-S							Weight: 177 lb	FT = 20%
BCDL	10.0											

LUMBER-
TOP CHORD 2x4 SPF No.2
BOT CHORD 2x4 SPF 1650F 1.5E *Except*
B2: 2x4 SPF No.2
WEBS 2x4 SPF No.2
OTHERS 2x4 SPF No.2
WEDGE
Left: 2x4 SPF No.2, Right: 2x4 SPF No.2

BRACING-
TOP CHORD Structural wood sheathing directly applied.
BOT CHORD Rigid ceiling directly applied or 2-2-0 oc bracing.
WEBS 1 Row at midpt 10-25, 8-28

REACTIONS. All bearings 15-5-8 except (jt=length) 34=0-5-8.
(lb) - Max Horz 34=-338(LC 5)
Max Uplift All uplift 100 lb or less at joint(s) 24, 23, 22, 21 except 25=-271(LC 6), 20=-189(LC 5), 19=-199(LC 7), 34=-350(LC 7), 27=-161(LC 5)
Max Grav All reactions 250 lb or less at joint(s) 20 except 25=767(LC 1), 24=398(LC 3), 23=351(LC 3), 22=270(LC 3), 21=339(LC 1), 19=741(LC 1), 34=1044(LC 2), 27=669(LC 2), 27=313(LC 1)

FORCES. (lb) - Max. Comp./Max. Ten. - All forces 250 (lb) or less except when shown.
TOP CHORD 1-2=-563/164, 2-3=-754/245, 3-4=-700/277, 4-5=-612/280, 5-6=-641/315, 6-7=-596/363, 7-35=-531/401, 8-35=-411/407, 8-9=-346/409, 9-10=-133/403, 10-11=-36/374, 11-12=-32/310, 12-36=-11/253, 17-18=-130/251
BOT CHORD 1-34=-139/522, 33-34=-279/522, 32-33=-279/522, 31-32=-279/522, 30-31=-279/522, 29-30=-279/522, 28-29=-279/522
WEBS 10-25=-779/274, 9-28=-158/470, 8-29=-253/772, 11-24=-357/111, 12-23=-310/122, 14-21=-255/122, 17-19=-479/178, 2-34=-472/193, 10-27=-408/523, 9-27=-454/132, 8-28=-1447/518

NOTES-
1) Wind: ASCE 7-05; 100mph; TCDL=4.2psf; BCDL=6.0psf; h=25ft; Cat. II; Exp C; enclosed; MWFRS (low-rise) gable end zone; cantilever left and right exposed ; end vertical left and right exposed; Lumber DOL=1.60 plate grip DOL=1.60
2) Truss designed for wind loads in the plane of the truss only. For studs exposed to wind (normal to the face), see Standard Industry Gable End Details as applicable, or consult qualified building designer as per ANSI/TPI 1.
3) TCLL: ASCE 7-05; Pg=60.0 psf (ground snow); Ps=46.2 psf (roof snow); Category II; Exp C; Partially Exp.; Ct=1.1
4) Roof design snow load has been reduced to account for slope.
5) Unbalanced snow loads have been considered for this design.
6) All plates are MT20 plates unless otherwise indicated.
7) All plates are 1.5x4 MT20 unless otherwise indicated.
8) Gable studs spaced at 2-0-0 oc.
9) This truss has been designed for a 10.0 psf bottom chord live load nonconcurrent with any other live loads.
10) Provide mechanical connection (by others) of truss to bearing plate capable of withstanding 100 lb uplift at joint(s) 24, 23, 22, 21 except (jt=lb) 25=271, 20=189, 19=199, 34=350, 27=161.
11) This truss is designed in accordance with the 2009 International Residential Code sections R502.11.1 and R802.10.2 and referenced standard ANSI/TPI 1.

Continued on page 2
LOAD CASE(S)

MAINELY TRUSSES
Engineered Truss Systems

RESURGAM CITY OF PORTLAND, MAINE
Reviewed for Code Compliance
Inspections Division
Approved with Conditions
Date: 06/13/17

LOAD CASE(S)

1) Dead + Snow (balanced): Lumber Increase=1.15, Plate Increase=1.15
   Uniform Loads (plf)
   Vert: 1-18=-19, 1-10=-109, 10-18=-109
2) Dead + Snow (Unbal. Left): Lumber Increase=1.15, Plate Increase=1.15
   Uniform Loads (plf)
   Vert: 1-18=-19, 1-35=-109, 10-35=-159, 10-18=-46
3) Dead + Snow (Unbal. Right): Lumber Increase=1.15, Plate Increase=1.15
   Uniform Loads (plf)
   Vert: 1-18=-19, 1-10=-46, 10-36=-159, 18-36=-109
4) Dead + Uninhabitable Attic Without Storage: Lumber Increase=1.25, Plate Increase=1.25
   Uniform Loads (plf)
   Vert: 1-18=-39, 1-10=-19, 10-18=-19
5) Dead + 0.6 MWFRS Wind (Pos. Internal) Left: Lumber Increase=1.60, Plate Increase=1.60
   Uniform Loads (plf)
   Vert: 1-34=20, 18-34=-12, 1-10=-12, 10-18=25
   Horz: 1-10=4, 10-18=33
6) Dead + 0.6 MWFRS Wind (Pos. Internal) Right: Lumber Increase=1.60, Plate Increase=1.60
   Uniform Loads (plf)
   Vert: 1-18=-12, 1-10=25, 10-18=-12
   Horz: 1-10=-33, 10-18=-4
7) Dead + 0.6 MWFRS Wind (Pos. Internal) 1st Parallel: Lumber Increase=1.60, Plate Increase=1.60
   Uniform Loads (plf)
   Vert: 1-34=15, 18-34=-12, 1-10=42, 10-18=27
   Horz: 1-10=-50, 10-18=35
8) Dead + 0.6 MWFRS Wind (Pos. Internal) 2nd Parallel: Lumber Increase=1.60, Plate Increase=1.60
   Uniform Loads (plf)
   Vert: 1-18=-12, 1-10=27, 10-18=42
   Horz: 1-10=-35, 10-18=50
9) Dead + 0.6 MWFRS Wind (Pos. Internal) 3rd Parallel: Lumber Increase=1.60, Plate Increase=1.60
   Uniform Loads (plf)
   Vert: 1-34=15, 18-34=-12, 1-10=20, 10-18=14
   Horz: 1-10=-28, 10-18=22
10) Dead + 0.6 MWFRS Wind (Pos. Internal) 4th Parallel: Lumber Increase=1.60, Plate Increase=1.60
   Uniform Loads (plf)
   Vert: 1-18=-12, 1-10=14, 10-18=20
   Horz: 1-10=-22, 10-18=28

MAINELY TRUSSES
Engineered Truss Systems

Job	Truss	Truss Type	Qty	Ply	REQUIA/SPEC #4
B169572	T01GE	GABLE	1	1	

Mainely Trusses, Inc., Fairfield, ME, Kenneth Lee

Job Reference (optional)
8.100 s Jan 17 2017 MiTek Industries, Inc. Wed Apr 26 0
ID:M0rolYt37rU6i4ASsZSEGRy85ku-L9JB3Th8SX?LOpOc7ODNgivDpdFtm

Reviewed for Code Compliance
Inspections Division
Approved with Conditions
Date: 06/13/17

Scale = 1:56.8

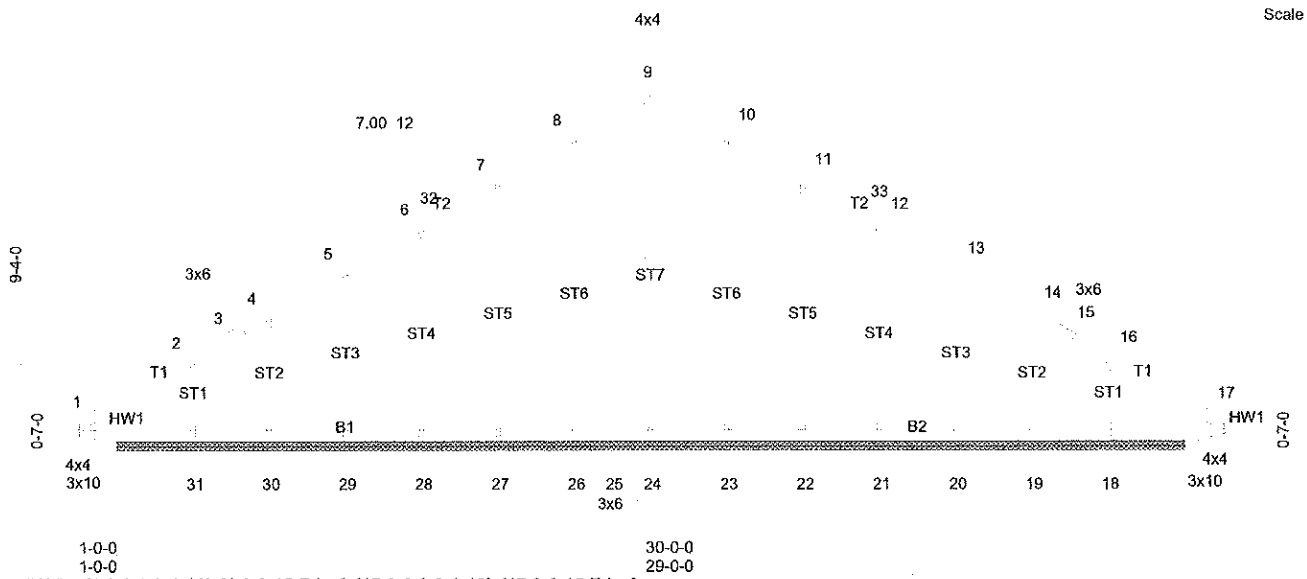

Plate Offsets (X,Y)-- [1:0-0-0,0-1-12], [1:0-2-15,Edge], [17:0-0-0,0-1-12], [17:0-2-15,Edge]

LOADING (psf)

TCLL	46.2
(Ground Snow=60.0)	
TCDL	10.0
BCLL	0.0
BCDL	10.0

SPACING-	1-11-4
Plate Grip DOL	1.15
Lumber DOL	1.15
Rep Stress Incr	YES
Code IRC2009/TPI2007	

CSI.		
TC	0.33	
BC	0.25	
WB	0.38	
Matrix-S		

DEFL.	in	(loc)	l/defl	L/d
Vert(LL)	n/a	-	n/a	999
Vert(TL)	n/a	-	n/a	999
Horz(TL)	-0.01	18	n/a	n/a

PLATES	**GRIP**
MT20	197/144

Weight: 150 lb FT = 20%

LUMBER-

TOP CHORD	2x4 SPF No.2
BOT CHORD	2x4 SPF No.2
OTHERS	2x4 SPF No.2

WEDGE
Left: 2x4 SPF No.2, Right: 2x4 SPF No.2

BRACING-

TOP CHORD	Structural wood sheathing directly applied or 10-0-0 oc purlins.
BOT CHORD	Rigid ceiling directly applied or 6-0-0 oc bracing.
WEBS	1 Row at midpt 9-24

REACTIONS. All bearings 28-0-0.
(lb) - Max Horz 31=-338(LC 5)
Max Uplift All uplift 100 lb or less at joint(s) 26, 27, 28, 29, 23, 22, 21, 20 except 30=-241(LC 6), 31=-172(LC 8), 19=-229(LC 5), 18=-166(LC 7)
Max Grav All reactions 250 lb or less at joint(s) 30, 19 except 24=470(LC 1), 26=389(LC 2), 27=354(LC 2), 28=275(LC 2), 29=293(LC 2), 31=552(LC 2), 23=389(LC 3), 22=354(LC 3), 21=275(LC 3), 20=293(LC 3), 18=552(LC 3)

FORCES. (lb) - Max. Comp./Max. Ten. - All forces 250 (lb) or less except when shown.
TOP CHORD 1-2=-163/361, 3-4=-138/280, 4-5=-59/305, 5-6=-23/299, 7-32=0/300, 7-8=0/303, 8-9=0/325, 9-10=0/322, 10-11=0/303, 11-33=0/300, 12-13=-14/299, 13-14=-51/305, 14-15=-127/280, 16-17=-155/361
WEBS 9-24=-431/0, 8-26=-350/109, 7-27=-314/123, 2-31=-399/152, 10-23=-350/109, 11-22=-314/123, 16-18=-399/150

NOTES-
1) Wind: ASCE 7-05; 100mph; TCDL=4.2psf; BCDL=6.0psf; h=25ft; Cat. II; Exp C; enclosed; MWFRS (low-rise) gable end zone; cantilever left and right exposed ; end vertical left and right exposed; Lumber DOL=1.60 plate grip DOL=1.60
2) Truss designed for wind loads in the plane of the truss only. For studs exposed to wind (normal to the face), see Standard Industry Gable End Details as applicable, or consult qualified building designer as per ANSI/TPI 1.
3) TCLL: ASCE 7-05; Pg=60.0 psf (ground snow); Ps=46.2 psf (roof snow); Category II; Exp C; Partially Exp.; Ct=1.1
4) Roof design snow load has been reduced to account for slope.
5) Unbalanced snow loads have been considered for this design.
6) All plates are 1.5x4 MT20 unless otherwise indicated.
7) Gable studs spaced at 2-0-0 oc.
8) This truss has been designed for a 10.0 psf bottom chord live load nonconcurrent with any other live loads.
9) Provide mechanical connection (by others) of truss to bearing plate capable of withstanding 100 lb uplift at joint(s) 26, 27, 28, 29, 23, 22, 21, 20 except (jt=lb) 30=241, 31=172, 19=229, 18=166.
10) Non Standard bearing condition. Review required.
11) This truss is designed in accordance with the 2009 International Residential Code sections R502.11.1 and R802.10.2 and referenced standard ANSI/TPI 1.

LOAD CASE(S)
1) Dead + Snow (balanced): Lumber Increase=1.15, Plate Increase=1.15

Continued on page 2

MAINELY TRUSSES
Engineered Truss Systems

RESURGAM CITY OF PORTLAND, MAINE
Reviewed for Code Compliance
Inspections Division
Approved with Conditions
Date: 06/13/17

LOAD CASE(S)

Uniform Loads (plf)
Vert: 1-17=-19, 1-9=-109, 9-17=-109

2) Dead + Snow (Unbal. Left): Lumber Increase=1.15, Plate Increase=1.15
Uniform Loads (plf)
Vert: 1-17=-19, 1-32=-109, 9-32=-159, 9-17=-46

3) Dead + Snow (Unbal. Right): Lumber Increase=1.15, Plate Increase=1.15
Uniform Loads (plf)
Vert: 1-17=-19, 1-9=-46, 9-33=-159, 17-33=-109

4) Dead + Uninhabitable Attic Without Storage: Lumber Increase=1.25, Plate Increase=1.25
Uniform Loads (plf)
Vert: 1-17=-39, 1-9=-19, 9-17=-19

5) Dead + 0.6 MWFRS Wind (Pos. Internal) Left: Lumber Increase=1.60, Plate Increase=1.60
Uniform Loads (plf)
Vert: 1-17=-12, 1-9=-12, 9-17=25
Horz: 1-9=4, 9-17=33

6) Dead + 0.6 MWFRS Wind (Pos. Internal) Right: Lumber Increase=1.60, Plate Increase=1.60
Uniform Loads (plf)
Vert: 1-17=-12, 1-9=25, 9-17=-12
Horz: 1-9=-33, 9-17=-4

7) Dead + 0.6 MWFRS Wind (Pos. Internal) 1st Parallel: Lumber Increase=1.60, Plate Increase=1.60
Uniform Loads (plf)
Vert: 1-17=-12, 1-9=42, 9-17=27
Horz: 1-9=-50, 9-17=35

8) Dead + 0.6 MWFRS Wind (Pos. Internal) 2nd Parallel: Lumber Increase=1.60, Plate Increase=1.60
Uniform Loads (plf)
Vert: 1-17=-12, 1-9=27, 9-17=42
Horz: 1-9=-35, 9-17=50

9) Dead + 0.6 MWFRS Wind (Pos. Internal) 3rd Parallel: Lumber Increase=1.60, Plate Increase=1.60
Uniform Loads (plf)
Vert: 1-17=-12, 1-9=20, 9-17=14
Horz: 1-9=-28, 9-17=22

10) Dead + 0.6 MWFRS Wind (Pos. Internal) 4th Parallel: Lumber Increase=1.60, Plate Increase=1.60
Uniform Loads (plf)
Vert: 1-17=-12, 1-9=14, 9-17=20
Horz: 1-9=-22, 9-17=28

Job	Truss	Truss Type	Qty	Ply	REQUIA/SPEC #4
B169572	T02GE	GABLE	1	1	

Mainely Trusses, Inc., Fairfield, ME, Kenneth Lee

Job Reference (optional)
8.100 s Jan 17 2017 MiTek Industries, Inc. Wed Apr 26 0
ID:M0roIYt37rU6i4ASsZSEGRy85ku-L9JB3Th8SX?LOpOc7ODNgivGxdHFm

Reviewed for Code Compliance
Inspections Division
Approved with Conditions
Date: 06/13/17

Scale = 1:31.6

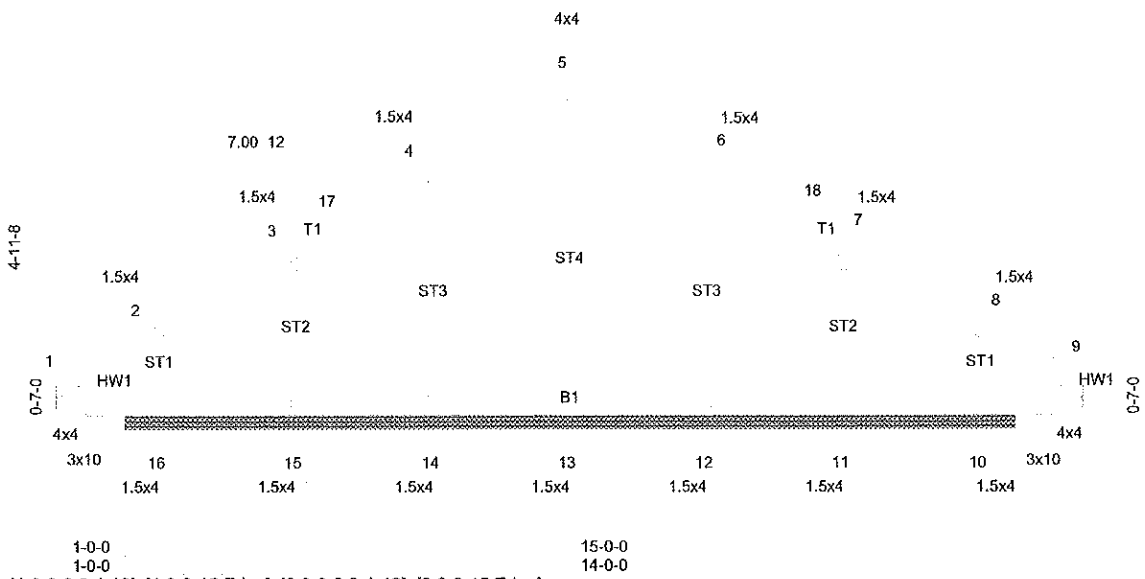

Plate Offsets (X,Y)-- [1:0-0-0,0-1-12], [1:0-2-15,Edge], [9:0-0-0,0-1-12], [9:0-2-15,Edge]

LOADING (psf)

TCLL	46.2
(Ground Snow=60.0)	
TCDL	10.0
BCLL	0.0
BCDL	10.0

SPACING-	2-0-0	**CSI.**		**DEFL.**	in	(loc)	l/defl	L/d	**PLATES**	**GRIP**
Plate Grip DOL	1.15	TC	0.13	Vert(LL)	n/a	-	n/a	999	MT20	197/144
Lumber DOL	1.15	BC	0.10	Vert(TL)	n/a	-	n/a	999		
Rep Stress Incr	YES	WB	0.11	Horz(TL)	0.00	10	n/a	n/a		
Code IRC2009/TPI2007		Matrix-S							Weight: 58 lb	FT = 20%

LUMBER-
TOP CHORD 2x4 SPF No.2
BOT CHORD 2x4 SPF No.2
OTHERS 2x4 SPF No.2
WEDGE
Left: 2x4 SPF No.2, Right: 2x4 SPF No.2

BRACING-
TOP CHORD Structural wood sheathing directly applied or 10-0-0 oc purlins.
BOT CHORD Rigid ceiling directly applied or 6-0-0 oc bracing.
MiTek recommends that Stabilizers and required cross bracing be installed during truss erection, in accordance with Stabilizer Installation guide.

REACTIONS. All bearings 13-0-0.
(lb) - Max Horz 16=180(LC 6)
Max Uplift All uplift 100 lb or less at joint(s) 14, 12 except 15=-129(LC 6), 16=-106(LC 7), 11=-122(LC 5), 10=-111(LC 8)
Max Grav All reactions 250 lb or less at joint(s) 15, 11 except 13=324(LC 1), 14=359(LC 2), 16=324(LC 2), 12=359(LC 3), 10=324(LC 3)

FORCES. (lb) - Max. Comp./Max. Ten. - All forces 250 (lb) or less except when shown.
WEBS 5-13=-286/0, 4-14=-313/123, 6-12=-313/123

NOTES-
1) Wind: ASCE 7-05; 100mph; TCDL=4.2psf; BCDL=6.0psf; h=25ft; Cat. II; Exp C; enclosed; MWFRS (low-rise) gable end zone; cantilever left and right exposed ; end vertical left and right exposed; Lumber DOL=1.60 plate grip DOL=1.60
2) Truss designed for wind loads in the plane of the truss only. For studs exposed to wind (normal to the face), see Standard Industry Gable End Details as applicable, or consult qualified building designer as per ANSI/TPI 1.
3) TCLL: ASCE 7-05; Pg=60.0 psf (ground snow); Ps=46.2 psf (roof snow); Category II; Exp C; Partially Exp.; Ct=1.1
4) Roof design snow load has been reduced to account for slope.
5) Unbalanced snow loads have been considered for this design.
6) Gable studs spaced at 2-0-0 oc.
7) This truss has been designed for a 10.0 psf bottom chord live load nonconcurrent with any other live loads.
8) Provide mechanical connection (by others) of truss to bearing plate capable of withstanding 100 lb uplift at joint(s) 14, 12 except (jt=lb) 15=129, 16=106, 11=122, 10=111.
9) Non Standard bearing condition. Review required.
10) This truss is designed in accordance with the 2009 International Residential Code sections R502.11.1 and R802.10.2 and referenced standard ANSI/TPI 1.

LOAD CASE(S)
1) Dead + Snow (balanced): Lumber Increase=1.15, Plate Increase=1.15
Uniform Loads (plf)
Vert: 1-5=-112, 5-9=-112, 1-9=-20
2) Dead + Snow (Unbal. Left): Lumber Increase=1.15, Plate Increase=1.15
Uniform Loads (plf)
Vert: 1-17=-112, 5-17=-144, 5-9=-48, 1-9=-20
3) Dead + Snow (Unbal. Right): Lumber Increase=1.15, Plate Increase=1.15

Continued on page 2

MAINELY TRUSSES
Engineered Truss Systems

RESURGAM CITY OF PORTLAND, MAINE
Reviewed for Code Compliance
Inspections Division
Approved with Conditions
Date: 06/13/17

LOAD CASE(S)

Uniform Loads (plf)
Vert: 1-5=-48, 5-18=-144, 9-18=-112, 1-9=-20

4) Dead + Uninhabitable Attic Without Storage: Lumber Increase=1.25, Plate Increase=1.25
Uniform Loads (plf)
Vert: 1-5=-20, 5-9=-20, 1-9=-40

5) Dead + 0.6 MWFRS Wind (Pos. Internal) Left: Lumber Increase=1.60, Plate Increase=1.60
Uniform Loads (plf)
Vert: 1-5=-13, 5-9=26, 1-16=21, 9-16=-12
Horz: 1-5=4, 5-9=34

6) Dead + 0.6 MWFRS Wind (Pos. Internal) Right: Lumber Increase=1.60, Plate Increase=1.60
Uniform Loads (plf)
Vert: 1-5=26, 5-9=-13, 1-10=-12, 9-10=21
Horz: 1-5=-34, 5-9=-4

7) Dead + 0.6 MWFRS Wind (Pos. Internal) 1st Parallel: Lumber Increase=1.60, Plate Increase=1.60
Uniform Loads (plf)
Vert: 1-5=43, 5-9=27, 1-16=16, 9-16=-12
Horz: 1-5=-51, 5-9=36

8) Dead + 0.6 MWFRS Wind (Pos. Internal) 2nd Parallel: Lumber Increase=1.60, Plate Increase=1.60
Uniform Loads (plf)
Vert: 1-5=27, 5-9=43, 1-10=-12, 9-10=16
Horz: 1-5=-36, 5-9=51

9) Dead + 0.6 MWFRS Wind (Pos. Internal) 3rd Parallel: Lumber Increase=1.60, Plate Increase=1.60
Uniform Loads (plf)
Vert: 1-5=21, 5-9=14, 1-16=16, 9-16=-12
Horz: 1-5=-29, 5-9=23

10) Dead + 0.6 MWFRS Wind (Pos. Internal) 4th Parallel: Lumber Increase=1.60, Plate Increase=1.60
Uniform Loads (plf)
Vert: 1-5=14, 5-9=21, 1-10=-12, 9-10=16
Horz: 1-5=-23, 5-9=29

MAINELY TRUSSES
Engineered Truss Systems