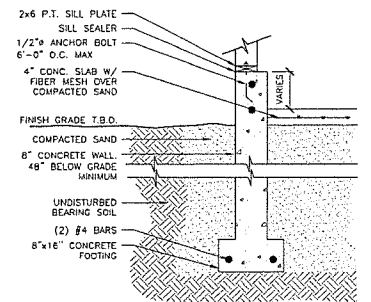


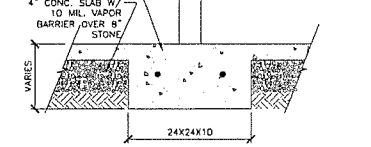
3 SLAB & FOUND. WALL DETAIL
3/4" = 1'-0"



4 SLAB & FROST WALL @ GARAGE
3/4" = 1'-0"

All surfaces (inside and outside) of steel columns shall be given a shop coat of rust-inhibitive paint, except for corrosion-resistant steel and steel treated with coatings to provide corrosion resistance. R407.3 Structural Requirements

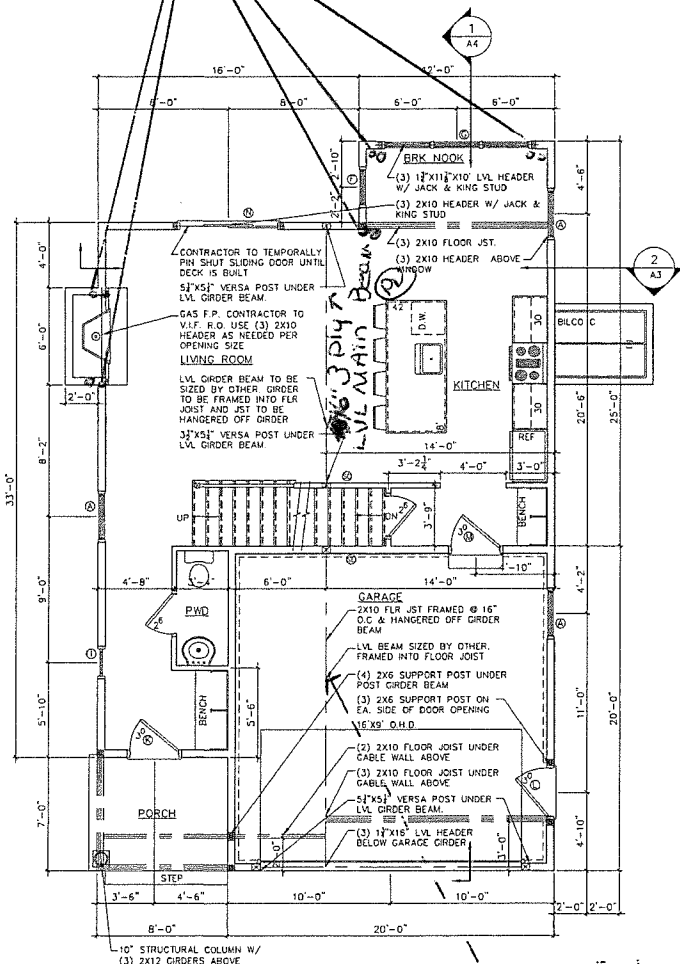
The columns shall be restrained to prevent lateral displacement at the bottom end. Wood columns shall be not less in nominal size than 4"x4". Steel columns shall be not less than 3" diameter. Schedule 40 pipe manufactured in accordance with ASTM A 53 Grade B or approved equivalent.



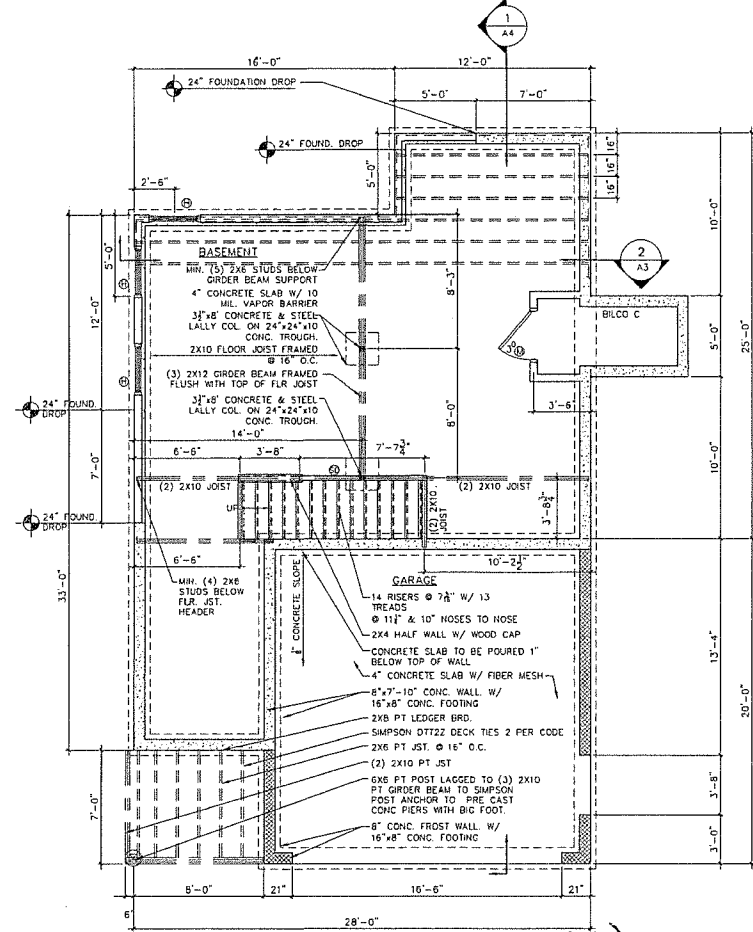
5 THICKEN SLAB DETAIL
3/4" = 1'-0"

NUM.	MANUF.	#	R.O. - W x H	QTY.	DRILLS	NOTES
1	TW30410	2	3'-2 1/2" x 5'-0"	2	1/2"	DBL HUNG EGRESS
2	TW30410-2	6	3'-0" x 5'-0"	2	1/2"	MULLED DBL HUNG EGRESS
3	TW30310-2	6	3'-0" x 4'-0"	1	1/2"	MULLED DBL HUNG
4	TW24310	2	2'-0" x 4'-0"	1	1/2"	DBL HUNG
5	TW2442-2	10	1'-0" x 4'-0"	1	1/2"	MULLED DBL HUNG TEMP GLS
6	TW24410	2	2'-0" x 5'-0"	1	1/2"	DBL HUNG
7	TW30410-3	9	3'-0" x 5'-0"	1	1/2"	TRIP MULLED DBL HUNG EGRES
8	TW30210	3	3'-2 1/2" x 3'-0"	3	1/2"	DBL HUNG
9	A21	1	1'-0" x 4'-0"	2	1	LITE LAMING OPERABLE
10	P3R6010	1	1'-0" x 4'-0"	2	6	LITE PICTURE - TRANSOME
11	THERMA-TRU	1		1	1/0	FRONT DOOR T.B.D.
12	THERMA-TRU	1		1	1/0	GARAGE SIDE DOOR T.B.D.
13	20	1	20	1	1/0	1/4" FIRE RATED DOOR T.B.D.
14	PW600ERL	1	15	1	1/5	LITE 6/0 - 6/8 PINNED SHUT

NOTE: INDICATES COMBO SMOKE & CO DETECTOR LOCATION
1ST FLOOR 739 SQ. FT.
2ND FLOOR 1050 SQ. FT.
TOTAL 1789 SQ. FT.




2 FIRST FLOOR PLAN
1/4" = 1'-0"



1 FOUNDATION PLAN
1/4" = 1'-0"

3 Ply 16" main beam LVL (* The sprinkler system to be installed (13D) meets all state requirements)

NOTE: THESE DRAWINGS ARE PROVIDED FOR INFORMATIONAL PURPOSES ONLY. IF USED FOR CONSTRUCTION, THE CONTRACTOR SHALL ASSUME ALL RESPONSIBILITY FOR LOCAL CODE COMPLIANCE. ALL DRAWINGS, PLANS, SPECIFICATIONS, ETC. ARE DRAWN IN ACCORDANCE WITH COMMON BUILDING PRACTICES AND LOCAL CODES. EMPLOYEES OF CURRAN DRAFTING AND DESIGN ARE NOT REGISTERED ARCHITECTS OR ENGINEERS. ALL DIMENSIONS AND SPECIFICATIONS TO BE VERIFIED BY CONTRACTOR BEFORE THE START OF CONSTRUCTION. CURRAN DRAFTING AND DESIGN IS NOT RESPONSIBLE OR HELD LIABLE FOR ANY CHANGES TO THE DRAWINGS MADE BY THE CLIENT AND/OR CONTRACTOR.



12 WHITE PINE WAY
FALMOUTH, MAINE 04105
CEL: (207) 632-5320
MIKE@CDDHOME.COM

PROJECT NAME

REQUIA
SPEC #4

PROJECT LOCATION

PORTLAND, MAINE

BUILT BY

SHEET NAME

FOUND & 1ST
FLR PLAN &
DETAILS

ALL RIGHTS RESERVED
ALL IDEAS, DESIGN AND PLANS INDICATED OR REPRESENTED BY THESE DRAWINGS ARE THE PROPERTY OF CURRAN DRAFTING & DESIGN AND WERE CREATED AND DEVELOPED FOR USE ON IN CONNECTION WITH THE SPECIFIC PROJECT NAME & ADDRESS HEREIN. ANY SUCH IDEAS, DESIGN AND PLANS SHALL BE REUSED, REPRODUCED OR COPIED BY ANYONE FOR ANY PURPOSES WHATSOEVER WITHOUT THE WRITTEN PERMISSION OF CURRAN DRAFTING AND DESIGN. THESE PLANS ARE INTENDED FOR A ONE TIME BUILD ONLY. THESE PLANS ARE AN ALLEGAL COPY IF THE LARGE 'C' IN THE TITLE BLOCK IS NOT 'RED' IN COLOR.

DRAWN BY: M.P.C.
CHECKED BY: M.P.C.

SCALE: AS-NOTED
DATE: 04/01/2017
FILE NUMBER: 17-0017
REVISIONS:

16/08/17

A-2

CLIENT _____
CLIENT _____