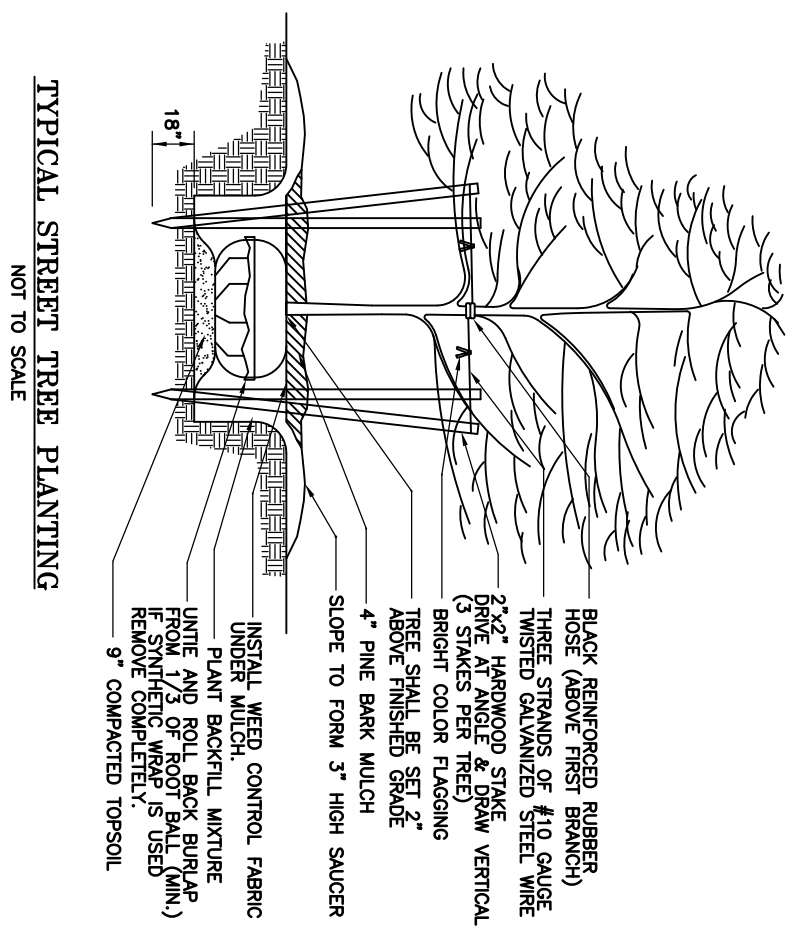


- NOTES:
1. SILT FENCE SHALL BE PLACED ON SLOPE CONTOURS TO MAXIMIZE PONDING EFFICIENCY.
 2. INSPECT AND REPAIR FENCE AFTER EACH STORM EVENT AND REMOVE SEDIMENT WHEN NECESSARY. 9" (225mm) MAXIMUM RECOMMENDED STORAGE HEIGHT.
 3. REMOVED SEDIMENT SHALL BE DEPOSITED TO AN AREA THAT WILL NOT CONTRIBUTE SEDIMENT OFF-SITE AND CAN BE PERMANENTLY STABILIZED.
 4. DO NOT PLACE SILT FENCE IN STREAMS OR CONCENTRATED FLOW CONDITIONS.


SILT FENCE




TYPICAL STREET TREE PLANTING
NOT TO SCALE

PLANTING SCHEDULE		
QUANTITY	BOTANICAL NAME	COMMON NAME
2 *	ACER RUBRUM 'RED SUNSET' *	RED SUNSET MAPLE *
		6'-7'

*THE SPECIES OF STREET TREES SHALL BE SELECTED FROM THE CITY OF PORTLAND RECOMMENDED STREET TREE LIST (2014). TREES SELECTED FOR PLANTING SHALL VARY, MORE THAN ONE SPECIES SHALL BE PLANTED ALONG PAMELA ROAD.



REVISIONS: BR:	DATE:	CHANGES:
Drawing Name: LOT #42 THE VESTA CORPORATION		
Project Name and Location: PAMELA ROAD EXTENSION PAMELA ROAD, PORTLAND, MAINE 04101		
DATE: JULY 21, 2017	SHEET: 2 OF 2	



Northeast Civil Solutions
 INCORPORATED
 SURVEYING ENGINEERING LAND PLANNING
 381 PAYNE ROAD, SCARBOROUGH, MAINE 04074
 tel 207.883.1000 fax 207.883.1001
 e-mail info@northeastcivilsolutions.com