

EROSION CONTROL NOTES

- EROSION AND SEDIMENTATION CONTROL MEASURES SHALL BE PROVIDED IN ACCORDANCE WITH THE LATEST "MAINE EROSION AND SEDIMENT CONTROL BMP'S" BY THE BUREAU OF LAND AND WATER QUALITY, MAINE DEPARTMENT OF ENVIRONMENTAL PROTECTION.
- THE CONTRACTOR SHALL ONLY DISTURB THE AREAS OF THE PROPOSED CONSTRUCTION AND GRADING. ANY DISTURBANCE OUTSIDE THESE LIMITS MUST BE APPROVED BY THE ENGINEER.
- THE CONTRACTOR SHALL INSTALL ALL EROSION AND SEDIMENTATION CONTROL MEASURES IN ACCORDANCE WITH THE EROSION CONTROL PLAN. THE CONTRACTOR SHALL BE RESPONSIBLE FOR EMPLOYING EROSION CONTROL METHODS BEYOND THE CONTROLS SHOWN ON THE PLANS IN ORDER TO MEET THE ABOVE-REFERENCED DEP EROSION CONTROL STANDARDS.
- ALL EROSION CONTROL MEASURES SHALL BE INSTALLED PRIOR TO ANY SITE EXCAVATION OR RE-GRADING. ALL DISTURBED AREAS ON SITE NOT COVERED BY BUILDINGS OR DESIGNATED PARKING AREAS, DRIVEWAYS, OR SIDEWALKS SHALL BE STABILIZED WITH LOAM AND SEED OR OTHER METHODS AS REQUIRED/DESCRIBED IN THE MAINE DEP BMP STANDARDS.
- PERMANENT SEEDING OR STABILIZATION SHALL BE PERFORMED IMMEDIATELY AFTER FINAL GRADING IS COMPLETED OR TEMPORARY MEASURES SHALL BE APPLIED SUCH AS MULCHING OR SEEDING UNTIL PERMANENT MEASURES ARE IN PLACE.
- WITHIN 7 CALENDAR DAYS FOLLOWING THE COMPLETION OF ANY SOIL DISTURBANCE, AND PRIOR TO ANY STORM EVENT, MULCH MUST BE SPREAD ON ANY EXPOSED SOILS.
- THE CONTRACTOR SHALL STABILIZE ANY SOIL STOCKPILES WHICH WILL REMAIN UNUSED FOR MORE THAN 7 DAYS, OR PRIOR TO A STORM EVENT.
- ALL EROSION CONTROL DEVICES MUST BE CHECKED WEEKLY AND AFTER EACH SIGNIFICANT RAINFALL TO MINIMIZE PONDING, DAMAGE, DETERIORATION OR UNDERMINING. ANY PROBLEMS SHALL BE REPAIRED IMMEDIATELY. TRAPPED SEDIMENT SHALL BE REMOVED WHEN IT HAS ACCUMULATED TO NO MORE THAN HALF THE ORIGINAL HEIGHT OF ANY BARRIER OR AS OTHERWISE SHOWN ON THE PLANS.
- ALL TRAFFIC INTO AND OUT OF THE SITE SHALL BE OVER THE STABILIZED CONSTRUCTION ENTRANCE.
- LINEAR UTILITY CONSTRUCTION SHALL BE SEEDED AND MULCHED WITHIN 7 DAYS AFTER BACKFILL AND NO MORE THAN 500 FEET SHALL BE OPEN AT ANY ONE TIME. WHERE CONSISTENT WITH JOB SAFETY REQUIREMENTS, ALL EXCAVATED MATERIALS SHALL BE PLACED ON THE UPHILL SIDES OF ALL TRENCHES. ALL TEMPORARY EARTH BERMS SHALL BE SEEDED AND MULCHED WITH TEMPORARY VEGETATION WITHIN 7 DAYS AFTER GRADING.
- SEDIMENT BARRIERS MUST BE MAINTAINED UNTIL DISTURBED AREAS ARE PERMANENTLY STABILIZED.
- EROSION CONTROL DEVICES (CHECK DAM, EROSION CONTROL BLANKET, SEDIMENT BARRIER, STABILIZED CONSTRUCTION ENTRANCE) SHALL BE REMOVED WITHIN 30 DAYS OF FINAL STABILIZATION.
- SEEDED AREAS SHALL BE FERTILIZED AND RESEEDED AS NECESSARY TO ENSURE VEGETATION IS ESTABLISHED.

WINTER CONSTRUCTION NOTES

THE WINTER CONSTRUCTION PERIOD IS FROM NOVEMBER 15 THROUGH APRIL 15. IF THE CONSTRUCTION SITE IS NOT STABILIZED WITH PAVEMENT, A ROAD GRAVEL BASE, 75% MATURE VEGETATION COVER, OR RIPRAP BY NOVEMBER 15 THEN THE SITE NEEDS TO BE PROTECTED WITH OVER-WINTER STABILIZATION. AN AREA CONSIDERED OPEN IS ANY AREA NOT STABILIZED WITH PAVEMENT, VEGETATION, MULCHING, EROSION CONTROL MATS, RIPRAP OR GRAVEL BASE ON A ROAD. WINTER EXCAVATION AND EARTHWORK SHALL BE COMPLETED SUCH THAT NO MORE THAN 1 ACRE OF THE SITE IS WITHOUT STABILIZATION AT ANY ONE TIME. LIMIT THE EXPOSED AREA TO THOSE AREAS IN WHICH WORK IS EXPECTED TO BE UNDER TAKEN DURING THE PRECEDING 15 DAYS AND THAT CAN BE MULCHED IN ONE DAY PRIOR TO ANY SNOW EVENT. ALL AREA SHALL BE CONSIDERED TO BE DENIED UNTIL THE SUBBASE GRAVEL IS INSTALLED IN ROADWAY AREAS OR THE AREAS OF FUTURE LOAM AND SEED HAVE BEEN LOADED, SEEDED, AND MULCHED. HAY AND STRAW MULCH RATES SHALL BE A MINIMUM OF 150 LBS./1,000 S.F. (3 TONS/ACRE) AND SHALL BE PROPERLY ANCHORED. THE CONTRACTOR MUST INSTALL ANY ADDED MEASURES WHICH MAY BE NECESSARY TO CONTROL EROSION/SEDIMENTATION FROM THE SITE DEFENDANT UPON THE ACTUAL SITE AND WEATHER CONDITIONS. CONTINUATION OF EARTHWORK OPERATIONS ON ADDITIONAL AREAS SHALL NOT BEGIN UNTIL THE EXPOSED SOIL SURFACE ON THE AREA BEING WORKED HAS BEEN STABILIZED, IN ORDER TO MINIMIZE AREAS WITHOUT EROSION CONTROL PROTECTION.

- SOIL STOCKPILES STOCKPILES OF SOIL OR SUBSOIL WILL BE MULCHED FOR OVER WINTER PROTECTION WITH HAY OR STRAW AT TWICE THE NORMAL RATE OR AT 150 LBS./1,000 S.F. (3 TONS PER ACRE) OR WITH A FOUR-INCH LAYER OF WOODWASTE EROSION CONTROL MIX. THIS WILL BE DONE WITHIN 24 HOURS OF STOCKING AND RE-ESTABLISHED PRIOR TO ANY RAINFALL OR SNOWFALL. ANY SOIL STOCKPILE WILL NOT BE PLACED (EVEN COVERED WITH HAY OR STRAW) WITHIN 100 FEET FROM ANY NATURAL RESOURCES.
- NATURAL RESOURCES PROTECTION ANY AREAS WITHIN 100 FEET FROM ANY NATURAL RESOURCES, IF NOT STABILIZED WITH A MINIMUM OF 75 %/ACRE MATURE VEGETATION CATCH, SHALL BE MULCHED BY DECEMBER 1 AND ANCHORED WITH PLASTIC NETTING OR PROTECTED WITH EROSION CONTROL MATS. DURING WINTER CONSTRUCTION, A DOUBLE LINE OF SEDIMENT BARRIERS (I.E. SILT FENCE BACKED WITH HAY BALES OR EROSION CONTROL MIX) WILL BE PLACED BETWEEN ANY NATURAL RESOURCE AND THE DISTURBED AREA. PROJECTS CROSSING THE NATURAL RESOURCE SHALL BE PROTECTED A MINIMUM DISTANCE OF 100 FEET ON EITHER SIDE FROM THE RESOURCE. EXISTING PROJECTS NOT STABILIZED BY DECEMBER 1 SHALL BE PROTECTED WITH THE SECOND LINE OF SEDIMENT BARRIER TO ENSURE FUNCTIONALITY DURING THE SPRING THAW AND RAINS.
- SEDIMENT BARRIERS DURING FROZEN CONDITIONS, SEDIMENT BARRIERS SHALL CONSIST OF WOODWASTE FILTER BERMS AS FROZEN SOIL PREVENTS THE PROPER INSTALLATION OF HAY BALES AND SEDIMENT SILT FENCES.
- MULCHING ALL AREA SHALL BE CONSIDERED TO BE DENIED UNTIL AREAS OF FUTURE LOAM AND SEED HAVE BEEN LOADED, SEEDED AND MULCHED. HAY AND STRAW MULCH SHALL BE APPLIED AT A RATE OF 150 LB. PER 1,000 SQUARE FEET OR 3 TONS/ACRE (TWICE THE NORMAL ACCEPTED RATE OF 75-LBS./1,000 S.F. OR 1.5 TONS/ACRE) AND SHALL BE PROPERLY ANCHORED. MULCH SHALL NOT BE SPREAD ON TOP OF SNOW. THE SNOW WILL BE REMOVED DOWN TO A ONE-INCH DEPTH OR LESS PRIOR TO APPLICATION. AFTER EACH DAY OF FINAL GRADING, THE AREA WILL BE PROPERLY STABILIZED WITH ANCHORED HAY OR STRAW OR EROSION CONTROL MATTING. AN AREA SHALL BE CONSIDERED TO HAVE BEEN STABILIZED WHEN EXPOSED SURFACES HAVE BEEN EITHER MULCHED WITH STRAW OR HAY AT A RATE OF 150 LB. PER 1,000 SQUARE FEET (3 TONS/ACRE) AND ADEQUATELY ANCHORED SO THAT GROUND SURFACE IS NOT VISIBLE THROUGH THE MULCH. BETWEEN THE DATES OF NOVEMBER 1 AND APRIL 15, ALL MULCH SHALL BE ANCHORED BY EITHER PEG LINE, MULCH NETTING, ASPHALT EMULSION CHEMICAL, TRACK OR WOOD CELLULOSE FIBER. WHEN GROUND SURFACE IS NOT VISIBLE THROUGH THE MULCH THEN COVER IS SUFFICIENT. AFTER NOVEMBER 15, MULCH AND ANCHORING OF ALL BARE SOIL SHALL OCCUR AT THE END OF EACH FINAL GRADING WORK DAY.
- MULCHING ON SLOPES AND DITCHES SLOPES SHALL NOT BE LEFT EXPOSED FOR ANY EXTENDED TIME OF WORK SUSPENSION UNLESS FULLY MULCHED AND ANCHORED WITH PEG AND NETTING OR WITH EROSION CONTROL BLANKETS. MULCHING SHALL BE APPLIED AT A RATE OF 230 LBS./1,000 S.F. ON ALL SLOPES GREATER THAN 8 %/ACRE. MULCH NETTING SHALL BE USED TO ANCHOR MULCH IN ALL DRAINAGE WAYS WITH SLOPES OF 8%. EROSION CONTROL MIX CAN BE USED TO SUBSTITUTE EROSION CONTROL BLANKETS ON ALL SLOPES EXCEPT DITCHES.
- SEEDING BETWEEN THE DATES OF OCTOBER 15 AND APRIL 15, LOAM OR SEED WILL NOT BE REQUIRED. DURING PERIODS OF ABOVE FREEZING TEMPERATURES FINISHED AREAS SHALL BE FINE GRADED AND EITHER PROTECTED WITH PLASTIC NETTING OR MULCHED UNTIL SUCH TIME AS THE FINAL TREATMENT CAN BE APPLIED. IF THE DATE IS AFTER NOVEMBER 15 AND IF THE EXPOSED AREA HAS BEEN LOADED, FINAL GRADED WITH A UNIFORM SURFACE, THEN THE AREA MAY BE DORMANT SEEDED AT A RATE OF 3 TIMES HIGHER THAN SPECIFIED FOR PERMANENT SEED AND THEN MULCHED. DORMANT SEEDING MAY BE SELECTED TO BE PLACED PRIOR TO THE PLACEMENT OF MULCH AND FABRIC NETTING ANCHORED WITH STAPLES. IF DORMANT SEEDING IS USED FOR THE SITE, ALL DISTURBED AREAS SHALL RECEIVE 4" OF LOAM AND SEED AT AN APPLICATION RATE OF 5LBS/1,000 S.F. ALL AREAS SEEDED DURING THE WINTER WILL BE INSPECTED IN THE SPRING FOR ADEQUATE CATCH. ALL AREAS SUFFICIENTLY VEGETATED (LESS THAN 75 %/ACRE CATCH) SHALL BE REVEGETATED BY REPLACING LOAM, SEED AND MULCH. IF DORMANT SEEDING IS NOT USED FOR THE SITE, ALL DISTURBED AREAS SHALL BE REVEGETATED IN THE SPRING.
- TRENCH DEWATERING AND TEMPORARY STREAM DIVERSION WATER FROM CONSTRUCTION TRENCH DEWATERING OR TEMPORARY STREAM DIVERSIONS WILL PASS FIRST THROUGH A FILTER BAG OR SECONDARY CONTAINMENT STRUCTURE (E.G. HAY BALE LINED POOL) PRIOR TO DISCHARGE. THE DISCHARGE SITE SHALL BE SELECTED TO AVOID FLOODING, ICING, AND SEDIMENT DISCHARGES TO A PROTECTED RESOURCE. IN NO CASE SHALL THE FILTER BAG OR CONTAINMENT STRUCTURE BE LOCATED WITHIN 100 FEET OF A PROTECTED NATURAL RESOURCE.
- INSPECTION AND MONITORING MAINTENANCE MEASURES SHALL BE APPLIED AS NEEDED DURING THE ENTIRE CONSTRUCTION SEASON. AFTER EACH RAINFALL, SNOW STORM OR PERIOD OF THAWING AND RUNOFF, THE SITE CONTRACTOR SHALL PERFORM A VISUAL INSPECTION OF ALL INSTALLED EROSION CONTROL MEASURES AND PERFORM REPAIRS AS NEEDED TO INSURE THEIR CONTINUOUS FUNCTION. FOLLOWING THE TEMPORARY AND OR FINAL SEEDING AND MULCHING, THE CONTRACTOR SHALL IN THE SPRING INSPECT AND REPAIR ANY DAMAGES AND/ OR UNESTABLISHED SPOTS. ESTABLISHED VEGETATIVE COVER MEANS A MINIMUM OF 85 TO 90% OF AREAS VEGETATED WITH VIGOROUS GROWTH.

STANDARDS FOR TIMELY STABILIZATION OF SITES DURING WINTER CONSTRUCTION:

- STANDARD FOR THE TIMELY STABILIZATION OF DITCHES AND CHANNELS THE APPLICANT WILL CONSTRUCT AND STABILIZE ALL STONE-LINED DITCHES AND CHANNELS ON THE SITE BY NOVEMBER 15. THE APPLICANT WILL CONSIDER ALL GRASS-LINED DITCHES AND CHANNELS ON THE SITE BY SEPTEMBER 15. IF THE APPLICANT FAILS TO STABILIZE A DITCH OR CHANNEL TO BE GRASS-LINED BY SEPTEMBER 15, THEN THE APPLICANT WILL TAKE ONE OF THE FOLLOWING ACTIONS TO STABILIZE THE DITCH FOR LATE FALL AND WINTER. -- THE APPLICANT WILL LINE THE DITCH WITH PROPERLY INSTALLED SOD BY OCTOBER 1. PROPER INSTALLATION INCLUDES THE APPLICANT PINNING THE SOD ONTO THE SOIL WITH WIRE PINS, ROLLING THE SOD TO GUARANTEE CONTACT BETWEEN THE SOD AND UNDERLYING SOIL, WATERING THE SOD TO PROMOTE ROOT GROWTH INTO THE DISTURBED SOIL, AND ANCHORING THE SOD WITH JUTE OR PLASTIC MESH TO PREVENT THE SOD STRIPS FROM SLOUGHING DURING FLOW CONDITIONS. -- THE APPLICANT WILL LINE THE DITCH WITH STONE RIPRAP BY NOVEMBER 15. THE APPLICANT WILL HIRE A REGISTERED PROFESSIONAL ENGINEER TO DETERMINE THE STONE SIZE AND LINING THICKNESS NEEDED TO WITHSTAND THE ANTICIPATED FLOW VELOCITIES AND FLOW DEPTHS WITHIN THE DITCH. IF NECESSARY, THE APPLICANT WILL REGRADE THE DITCH PRIOR TO PLACING THE STONE LINING TO PREVENT THE STONE LINING FROM REDUCING THE DITCH'S CROSS-SECTIONAL AREA.
- STANDARD FOR THE TIMELY STABILIZATION OF DISTURBED SLOPES THE APPLICANT WILL CONSTRUCT AND STABILIZE STONE-COVERED SLOPES BY NOVEMBER 15. THE APPLICANT WILL SEED AND MULCH ALL SLOPES TO BE VEGETATED BY SEPTEMBER 15. THE DEPARTMENT WILL CONSIDER ANY AREA HAVING A GRADE GREATER THAN 15% (10H:1V) TO BE A SLOPE. IF THE APPLICANT FAILS TO STABILIZE ANY SLOPE TO BE VEGETATED BY SEPTEMBER 15, THEN THE APPLICANT WILL TAKE ONE OF THE FOLLOWING ACTIONS TO STABILIZE THE SLOPE FOR LATE FALL AND WINTER. STABILIZE THE SOIL WITH TEMPORARY VEGETATION AND EROSION -- BY OCTOBER 1 THE APPLICANT WILL SEED THE CONTROL MATS DISTURBED SLOPE WITH WINTER RYE AT A SEEDING RATE OF 3 POUNDS PER 1,000 SQUARE FEET AND APPLY EROSION CONTROL MATS OVER THE MULCHED SLOPE. THE APPLICANT WILL MONITOR GROWTH OF THE RYE OVER THE NEXT 30 DAYS. IF THE RYE FAILS TO GROW AT LEAST THREE INCHES OR COVER AT LEAST 75% OF THE DISTURBED SLOPE BY NOVEMBER 1, THEN THE APPLICANT WILL COVER THE SLOPE WITH A LAYER OF WOODWASTE COMPOST AS DESCRIBED IN ITEM II OF THIS CONDITION OR WITH STONE RIPRAP AS DESCRIBED IN ITEM IV OF THIS CONDITION. -- THE APPLICANT WILL STABILIZE THE SLOPE WITH SOD DISTURBED SLOPE WITH PROPERLY INSTALLED SOD BY OCTOBER 1. PROPER INSTALLATION INCLUDES THE APPLICANT PINNING THE SOD ONTO THE SLOPE WITH WIRE PINS, ROLLING THE SOD TO GUARANTEE CONTACT BETWEEN THE SOD AND UNDERLYING SOIL, AND WATERING THE SOD TO PROMOTE ROOT GROWTH INTO THE DISTURBED SOIL. THE APPLICANT WILL NOT USE LATE-SEASON SOD INSTALLATION TO STABILIZE SLOPES HAVING A GRADE GREATER THAN 33% (3H:1V). STABILIZE THE SLOPE WITH WOODWASTE COMPOST WILL PLACE A SIX-INCH LAYER OF WOODWASTE COMPOST ON THE SLOPE BY NOVEMBER 15. PRIOR TO PLACING THE WOODWASTE COMPOST, THE APPLICANT WILL REMOVE ANY SNOW ACCUMULATION ON THE SLOPE. THE APPLICANT WILL NOT USE WOODWASTE COMPOST TO STABILIZE SLOPES HAVING GRADES GREATER THAN 50% (2H:1V) OR HAVING GROUNDWATER SEEPS ON THE SLOPE FACE. -- THE APPLICANT WILL STABILIZE THE SLOPE WITH STONE RIPRAP PLACE A LAYER OF STONE RIPRAP ON THE SLOPE BY NOVEMBER 15. THE APPLICANT WILL HIRE A REGISTERED PROFESSIONAL ENGINEER TO DETERMINE THE STONE SIZE NEEDED FOR STABILITY AND TO DESIGN A FILTER LAYER FOR UNDERNEATH THE RIPRAP.
- STANDARD FOR THE TIMELY STABILIZATION OF DISTURBED SOILS BY SEPTEMBER 15 THE APPLICANT WILL SEED AND MULCH ALL DISTURBED SOILS ON AREAS HAVING A SLOPE LESS THAN 15%. IF THE APPLICANT FAILS TO STABILIZE THESE SOILS BY THIS DATE, THEN THE APPLICANT WILL TAKE ONE OF THE FOLLOWING ACTIONS TO STABILIZE THE SOIL FOR LATE FALL AND WINTER. STABILIZE THE SOIL WITH TEMPORARY VEGETATION THE APPLICANT WILL SEED THE DISTURBED SOIL WITH WINTER RYE AT A SEEDING RATE OF 3 POUNDS PER 1,000 SQUARE FEET, LIGHTLY MULCH THE SEEDED SOIL WITH HAY OR STRAW AT 75 POUNDS PER 1,000 SQUARE FEET, AND ANCHOR THE MULCH WITH PLASTIC NETTING. THE APPLICANT WILL MONITOR GROWTH OF THE RYE OVER THE NEXT 30 DAYS. IF THE RYE FAILS TO GROW AT LEAST THREE INCHES OR COVER AT LEAST 75% OF THE DISTURBED SOIL BEFORE NOVEMBER 15, THEN THE APPLICANT WILL MULCH THE AREA FOR OVER-WINTER PROTECTION AS DESCRIBED IN ITEM III OF THIS STANDARD. STABILIZE THE SOIL WITH SOD DISTURBED SOIL WITH PROPERLY INSTALLED SOD BY OCTOBER 1. PROPER INSTALLATION INCLUDES THE APPLICANT PINNING THE SOD ONTO THE SOIL WITH WIRE PINS, ROLLING THE SOD TO GUARANTEE CONTACT BETWEEN THE SOD AND UNDERLYING SOIL, AND WATERING THE SOD TO PROMOTE ROOT GROWTH INTO THE DISTURBED SOIL. STABILIZE THE SOIL WITH MULCH WILL MULCH THE DISTURBED SOIL BY SPREADING HAY OR STRAW AT A RATE OF AT LEAST 150 POUNDS PER 1,000 SQUARE FEET ON THE AREA SO THAT NO SOIL IS VISIBLE THROUGH THE MULCH. PRIOR TO APPLYING THE MULCH, THE APPLICANT WILL REMOVE ANY SNOW ACCUMULATION ON THE DISTURBED AREA. IMMEDIATELY AFTER APPLYING THE MULCH, THE APPLICANT WILL ANCHOR THE MULCH WITH PLASTIC NETTING TO PREVENT WIND FROM MOVING THE MULCH OFF THE DISTURBED AREA.

EROSION CONTROL SEEDING NOTES

- SEEDING:**
- USE PERMANENT SEED MIXES AND DATES BETWEEN 5/15 AND 9/30.
 - USE TEMPORARY SEED MIXES FOR PERIODS LESS THAN 12 MONTHS. IF USING TEMPORARY SEED MIXES AND DATES BETWEEN 10/1 AND 5/14, RE-SEED WITH PERMANENT SEED MIX AFTER 5/15.

PERMANENT SEED:
MDOT 71703(a) METHOD NUMBER 3

TEMPORARY SEED:

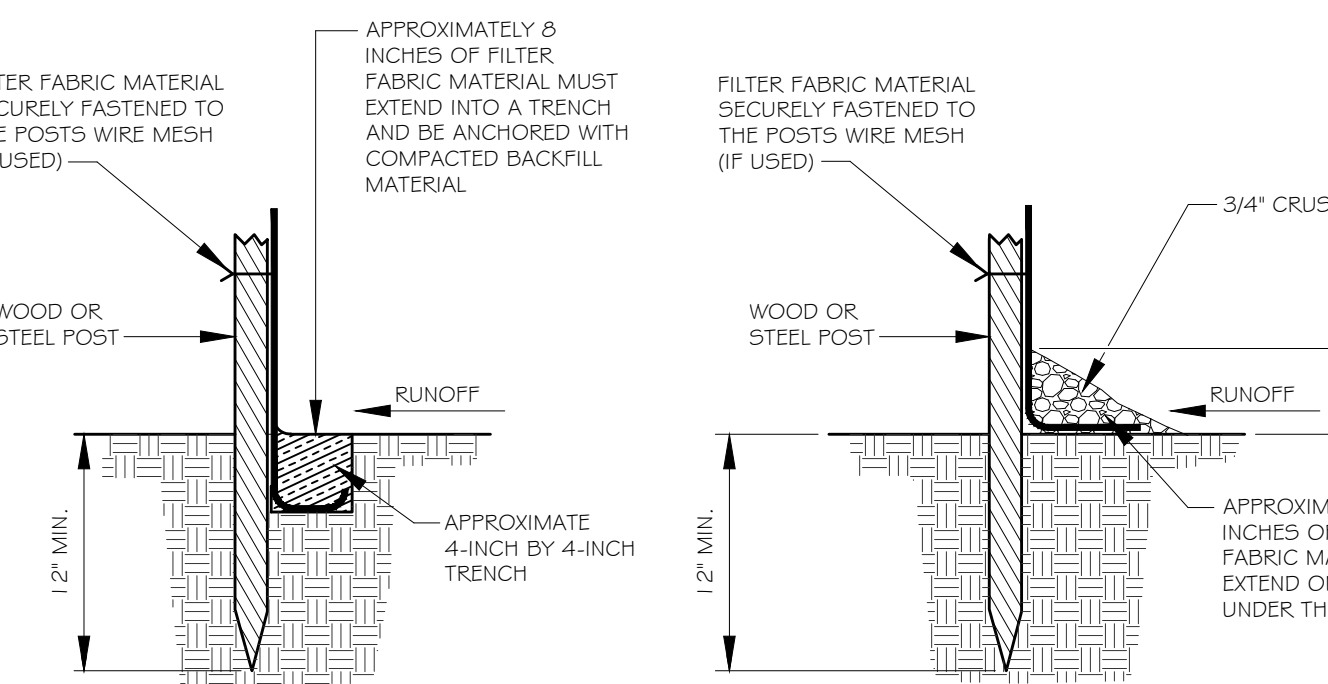
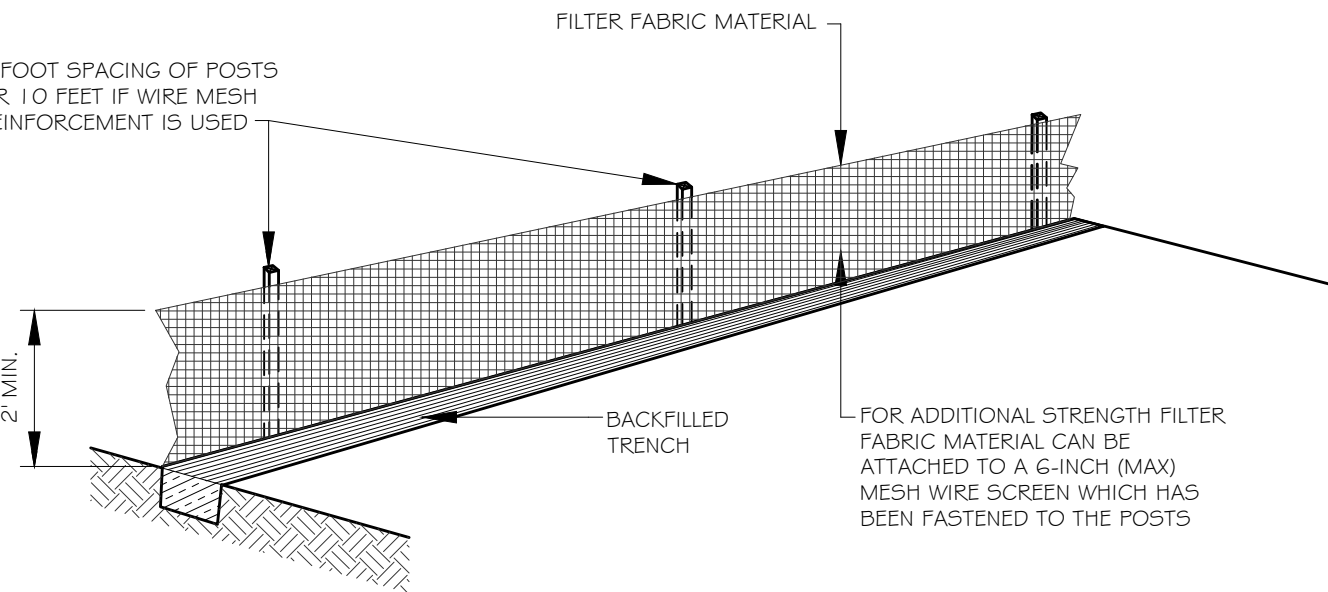
DAYS	ANNUAL RYEGRASS	SUDANGRASS	ANNUAL RYEGRASS	WINTER RYE	WINTER RYE (PROTECT WITH MULCH COVER)
4/01-5/14	80.00 LBS/ACRE	40.00 LBS/ACRE	80.00 LBS/ACRE	112.00 LBS/ACRE	112.00 LBS/ACRE
5/15-8/14	40.00 LBS/ACRE	40.00 LBS/ACRE	80.00 LBS/ACRE	91.5-9/30	100.1-3/31

LIME AND FERTILIZER:
LIME AND FERTILIZER RATES WILL BE BASED ON FIELD SOIL TESTING OF ON-SITE TOPSOILS BY A CERTIFIED LABORATORY. SUBMIT TEST RESULTS TO THE ENGINEER.

MULCH:

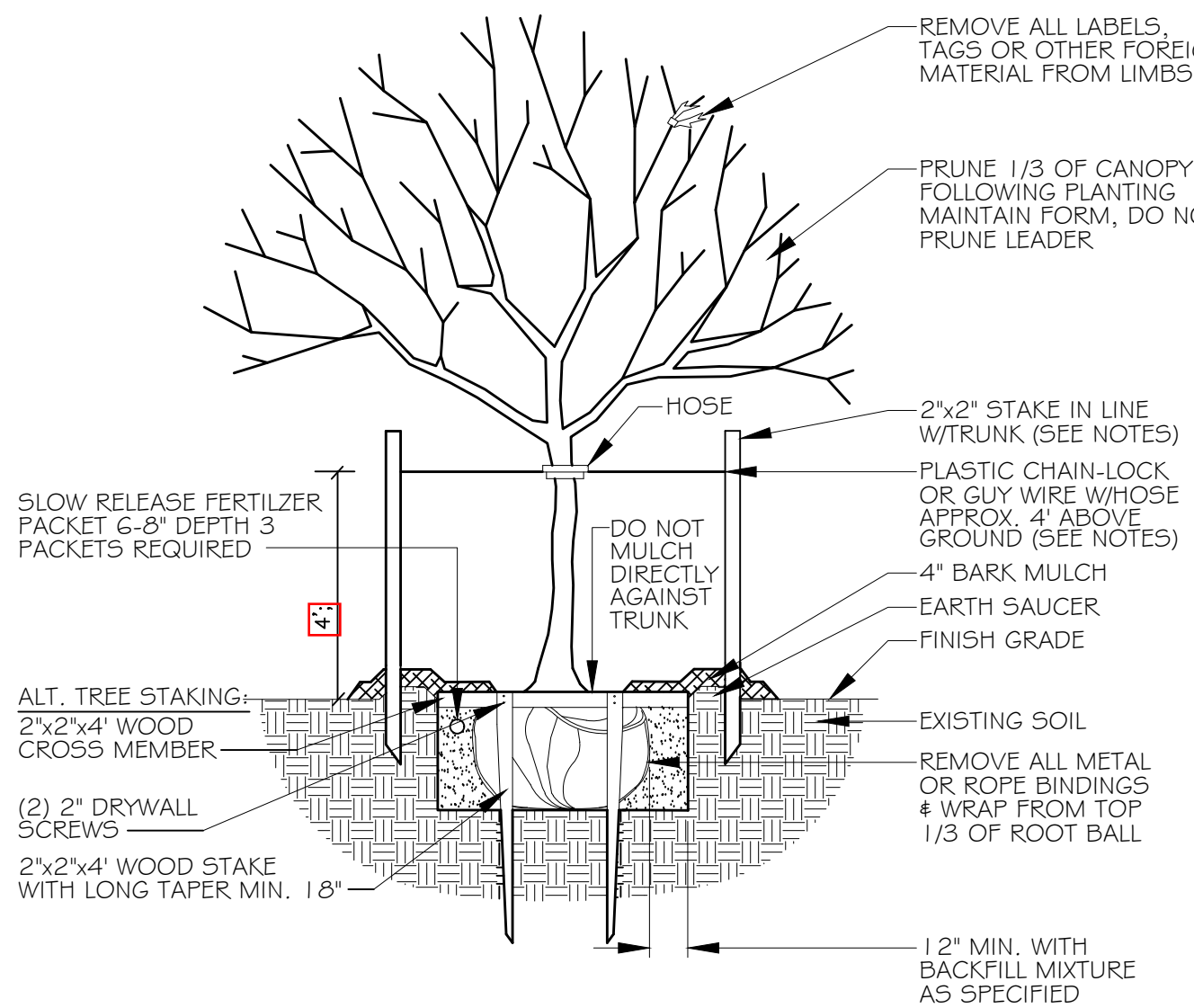
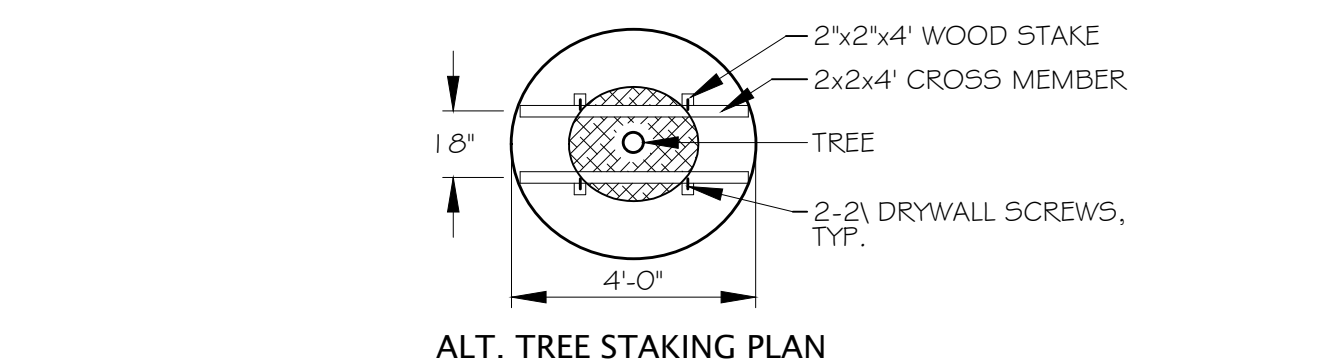
STRAW OR HAY (ANCHORED)	
PROTECTED AREAS	70-90 LBS
STRAW OR HAY (ANCHORED)	
WINDY AREAS	185-275 LBS
SHREDDED OR CHOPPED	185-275 LBS
JUTE MESH	AS REQUIRED
MODERATE TO HIGH VELOCITY AREAS *	
STEEP SLOPES	AS REQUIRED
EXCLOSOR MAT	
MULCH ANCHORING:	
PEG AND TWINE	LIQUID ASPHALT
MULCH NETTING	WOOD CELLULOSE FIBER
ASPHALT EMULSION	CHEMICAL TACK

- ALL FINAL SEEDING SHALL BE COMPLETED WITHIN SEVEN (7) DAYS FOLLOWING FINAL GRADING.
- A CONSERVATION SEED MIX SHALL BE USED FOR ALL SEEDING.
- ALL AREAS SHALL BE MULCHED IMMEDIATELY AFTER SEEDING. THE CONTRACTOR SHALL MONITOR THE MULCH PERFORMANCE AND, IF MULCHING PROVES TO BE INEFFECTIVE, THEN NETTING AND MATTING SHALL BE USED IN ITS PLACE.
- SEEDING SHALL BE PERFORMED BETWEEN APRIL 15TH AND OCTOBER 15TH (WITHOUT DORMANT SEEDING).
- IF SEEDING IS APPROVED BY THE ENGINEER BEYOND THOSE DATES, DORMANT SEEDING SHALL BE APPLIED AT DOUBLE THE APPLICATION RATE. IN THIS CASE, ALL FERTILIZING, SEEDING AND MULCHING SHALL BE COMPLETED ON THE SAME DAY IMMEDIATELY AFTER THE LOAM IS SPREAD. FINAL GRADING SHALL BE LIMITED TO AREAS WHICH CAN BE COMPLETED AND SEEDED THE SAME DAY.



TRENCH INSTALLATION INSTALLATION ON LEDGE, FROZEN, OR HEAVY ROOTED GROUND

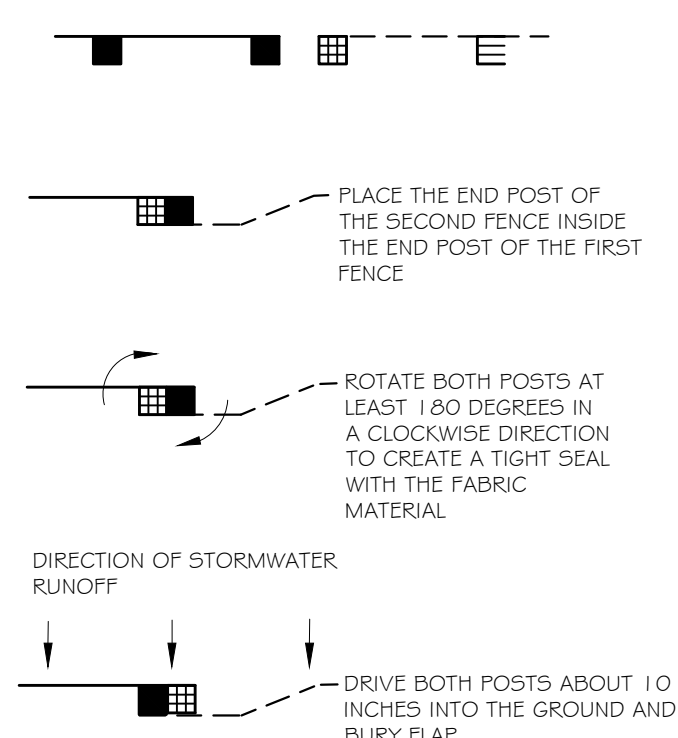
1 SEDIMENT BARRIER DETAIL - SILT FENCE OPTION NOT TO SCALE



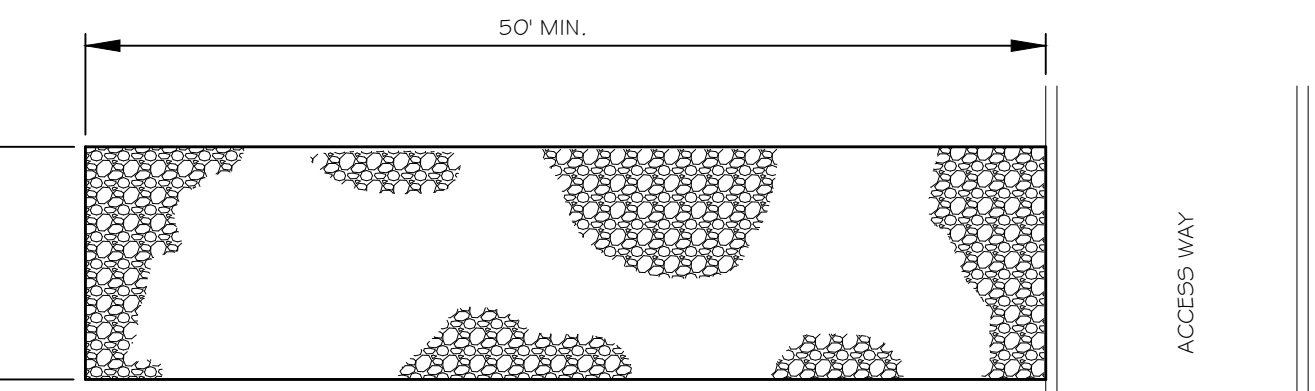
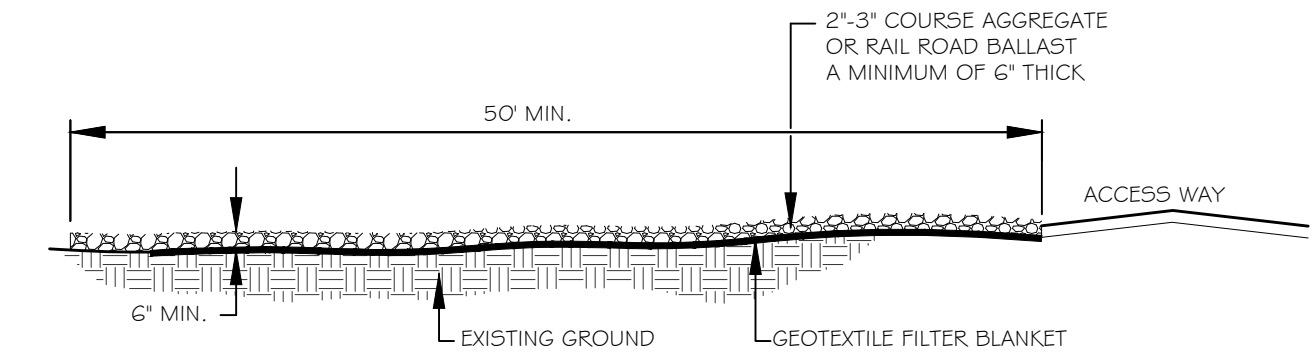
2 DECIDUOUS TREES 2" TO 4" CALIPER NOT TO SCALE

NOTES:

- INSPECT AND REPAIR FENCE AFTER EACH STORM EVENT AND REMOVE SEDIMENT WHEN NECESSARY. MAXIMUM SEDIMENT BUILD-UP: 9 INCHES.
- REMOVED SEDIMENT SHALL BE DEPOSITED TO AN AREA THAT WILL NOT CONTRIBUTE SEDIMENT OFF-SITE AND CAN BE PERMANENTLY STABILIZED.
- SILT FENCE SHALL BE PLACED ON SLOPE CONTOURS TO MAXIMIZE EFFICIENCY. DO NOT PLACE SILT FENCE IN STREAMS OR IN CONCENTRATED FLOW CONDITIONS.



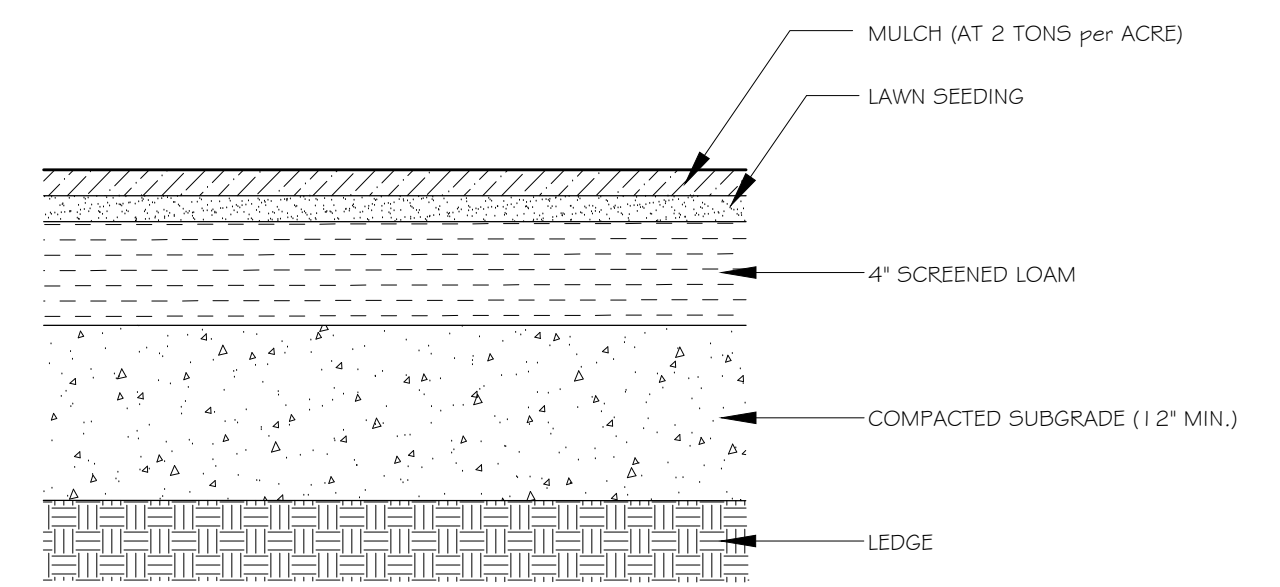
ATTACHING TWO SILT FENCES



NOTES:

- THE STABILIZED CONSTRUCTION ENTRANCE SHALL BE LOCATED WHERE TRAFFIC WILL ENTER OR LEAVE THE CONSTRUCTION SITE ONTO A PUBLIC STREET.
- FILTER FABRIC OR COMPACTED CRUSHER RUN STONE SHALL BE USED AS A BASE FOR THE CONSTRUCTION ENTRANCE.
- THE ENTRANCE SHALL BE MAINTAINED IN A CONDITION WHICH WILL PREVENT TRACKING OR FLOWING OF SEDIMENT ONTO PUBLIC STREETS OR EXISTING PAVEMENT. THIS MAY REQUIRE PERIODIC TOP DRESSING WITH ADDITIONAL STONE AS CONDITIONS WARRANT AND REPAIR OR CLEANOUT OF ANY MEASURES USED TO TRAP SEDIMENT.
- ANY SEDIMENT SPILLED, DROPPED, WASHED, OR TRACKED ONTO PUBLIC STREETS MUST BE REMOVED IMMEDIATELY.
- ADDITIONAL EROSION CONTROL MEASURES SHALL BE INSTALLED IN ORDER TO TRAP AND STABILIZE ANY SEDIMENT THAT RUNS OFF OF THE STABILIZED CONSTRUCTION ENTRANCE.
- WHEN APPROPRIATE, WHEELS MUST BE CLEANED TO REMOVE SEDIMENT PRIOR TO ENTERING A PUBLIC STREET.
- WHEN WASHING IS REQUIRED, IT SHALL BE DONE IN AN AREA STABILIZED WITH CRUSHED STONE WHICH DRAINS INTO AN APPROVED SEDIMENT TRAP OR SEDIMENT BASIN.

3 STABILIZED CONSTRUCTION ENTRANCE DETAIL NOT TO SCALE



4 LOAM AND SEED DETAIL NOT TO SCALE

ISSUED FOR CITY OF PORTLAND PERMITTING

			291 SUMMIT STREET PORTLAND, MAINE MAP: 388, BLOCK: A LOT: 20 RESIDENTIAL SITE PLAN		Atlantic Resource Consultants 541 US Route One Freeport, ME 04032 Tel: 207.869.9050	
PETER BOUCHARD 25 LEDGE ROAD CUMBERLAND FORESIDE, MAINE 04110			DRAWN: MPV DESIGNED: JAV CHECKED: MPV FILE NAME:		DATE: MARCH 31, 2017 SCALE: 1"= 20' JOB NO: 17-008	
SHEET: C-300						