

PERMIT ISSUED

City of Portland, Maine - Building or Use Permit Application
389 Congress Street, 04101 Tel: (207) 874-8703, Fax: (207) 874-8716

| | | | |
|-----------------------|----------------------------|----------|---------|
| Permit No: 02-0286 | Issue Date: MAR 25 2002 | OB#: 388 | H001001 |
|-----------------------|----------------------------|----------|---------|

| | | | |
|---|---|--|----------------------|
| Location of Construction: 52 Abby Ln | Owner Name: Knop David T & Alisa J Jts | Owner Address: 52 Abby Ln | Phone: 97-5465 |
| Business Name: n/a | Contractor Name: Atlantic Pool | Contractor Address: 7 Union St. Biddeford | Phone: 2072841505 |
| Lessee/Buyer's Name n/a | Phone: n/a | Permit Type: Swimming Pools | Zone: R-2 |

| | | | | |
|----------------------------|---|------------------------|-----------------------------|--------------------|
| Past Use: Single Family | Proposed Use: Single Family / Install 30' round above ground pool. | Permit Fee: \$37.00 | Cost of Work: \$1,100.00 | CEO District: 2 |
|----------------------------|---|------------------------|-----------------------------|--------------------|

Proposed Project Description:
Install 30' above ground pool

| | |
|--|--|
| FIRE DEPT: <input type="checkbox"/> Approved <input type="checkbox"/> Denied | INSPECTION: Use Group: R-3 Type: BOCA 1999 Signature: J. Bonta |
|--|--|

PEDESTRIAN ACTIVITIES DISTRICT (P.A.D.)

Action: Approved Approved w/Conditions Denied

Signature: _____ Date: _____

| | | | |
|------------------------|---------------------------------|------------------------|--|
| Permit Taken By: gg | Date Applied For: 03/18/2002 | Zoning Approval | |
|------------------------|---------------------------------|------------------------|--|

| | | | |
|---|--|--|--|
| <ol style="list-style-type: none"> This permit application does not preclude the Applicant(s) from meeting applicable State and Federal Rules. Building permits do not include plumbing, septic or electrical work. Building permits are void if work is not started within six (6) months of the date of issuance. False information may invalidate a building permit and stop all work.. | Special Zone or Reviews <input type="checkbox"/> Shoreland <input type="checkbox"/> Wetland <input type="checkbox"/> Flood Zone <input type="checkbox"/> Subdivision <input type="checkbox"/> Site Plan Maj <input type="checkbox"/> Minor <input type="checkbox"/> MM <input type="checkbox"/> Denied Date: <i>ok with conditions 3/25/02</i> | Zoning Appeal <input type="checkbox"/> Variance <input type="checkbox"/> Miscellaneous <input type="checkbox"/> Conditional Use <input type="checkbox"/> Interpretation <input type="checkbox"/> Approved <input type="checkbox"/> Denied | Historic Preservation <input checked="" type="checkbox"/> Not in District or Landmark <input type="checkbox"/> Does Not Require Review <input type="checkbox"/> Requires Review <input type="checkbox"/> Approved <input type="checkbox"/> Approved w/Conditions <input type="checkbox"/> Denied Date: _____ |
|---|--|--|--|

CERTIFICATION

I hereby certify that I am the owner of record of the named property, or that the proposed work is authorized by the owner of record and that I have been authorized by the owner to make this application as his authorized agent and I agree to conform to all applicable laws of this jurisdiction. In addition, if a permit for work described in the application is issued, I certify that the code official's authorized representative shall have the authority to enter all areas covered by such permit at any reasonable hour to enforce the provision of the code(s) applicable to such permit.

| | | | |
|------------------------|---------|------|-------|
| SIGNATURE OF APPLICANT | ADDRESS | DATE | PHONE |
|------------------------|---------|------|-------|

| | | |
|---|------|-------|
| RESPONSIBLE PERSON IN CHARGE OF WORK, TITLE | DATE | PHONE |
|---|------|-------|

3/20/02 left message w/ Applicant to call concerning code issues JB

3/20/02 Mr. Knopf called - Reviewed code requirements - he will submit changes. JB

3/21/02 submittal addressing code issues ok to approve. JB

Application ID Number: 2-0236

Department: Zoning

Status: Approved with Conditions

Reviewer: Marge Schmuckal

Comments: 52 Abby Lane

Approval Date: 03/25/2002

Given On Date: 03/22/2002

OK to Issue Permit Name: Marge Schmuckal Date: 03/25/2002

Conditions Section:

This permit is being approved on the basis of plans submitted. Any deviations shall require a separate approval before starting that work.

Please note that your pool is closer than 10 feet to your exterior deck. This deck could be in structural jeopardy if this pool were to fail. The Zoning Ordinance requires a 10 foot setback to principal structures (your main living structure). Please take care to protect your accessory deck.

Create Date: 03/18/2002 By: gg Update Date: 03/25/2002 By: mes


All Purpose Building Permit Application

If you or the property owner owes real estate or personal property taxes or user charges on any property within the City, payment arrangements must be made before permits of any kind are accepted.

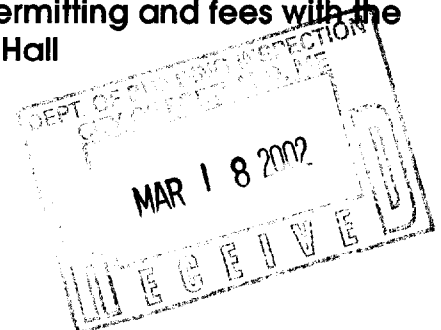
| | | |
|---|---|--|
| Location/Address of Construction: <u>52 Abby Lane Portland</u> | | |
| Total Square Footage of Proposed Structure <u>30 foot round pool</u> | Square Footage of Lot <u>11,554</u> | |
| Tax Assessor's Chart, Block & Lot Chart# <u>308</u> Block# <u>H</u> Lot# <u>001</u> | Owner: <u>Dave Knop</u> | Telephone: <u>797-5465</u> |
| Lessee/Buyer's Name (If Applicable) | Applicant name, address & telephone: <u>Dave Knop</u> <u>52 Abby Lane Portland</u> <u>04103</u> <u>797-5465</u> | Cost Of Work: <u>\$1100.00</u> Fee: \$ <u>37-</u> |
| What size is the pool: <u>30 ft. round</u> Above or below ground: <u>above</u> | | |
| Dimensions of decking and/or platforms: <u>n/a</u> | | |
| Contractor's name, address & telephone: <u>Don Ballard - Atlantic Pool + Billiards</u> <u>7 Union St Biddford, ME 04005</u> <u>284-1505</u> | | |
| Who should we contact when the permit is ready: <u>Dave Knop</u> | | |
| Mailing address: <u>52 Abby Ln.</u> <u>Portland, ME 04103</u> | | |
| We will contact you by phone when the permit is ready. You must come in and pick up the permit and review the requirements before starting any work, with a Plan Reviewer. A stop work order will be issued and a \$100.00 fee if any work starts before the permit is picked up. PHONE: <u>797-5465</u> | | |

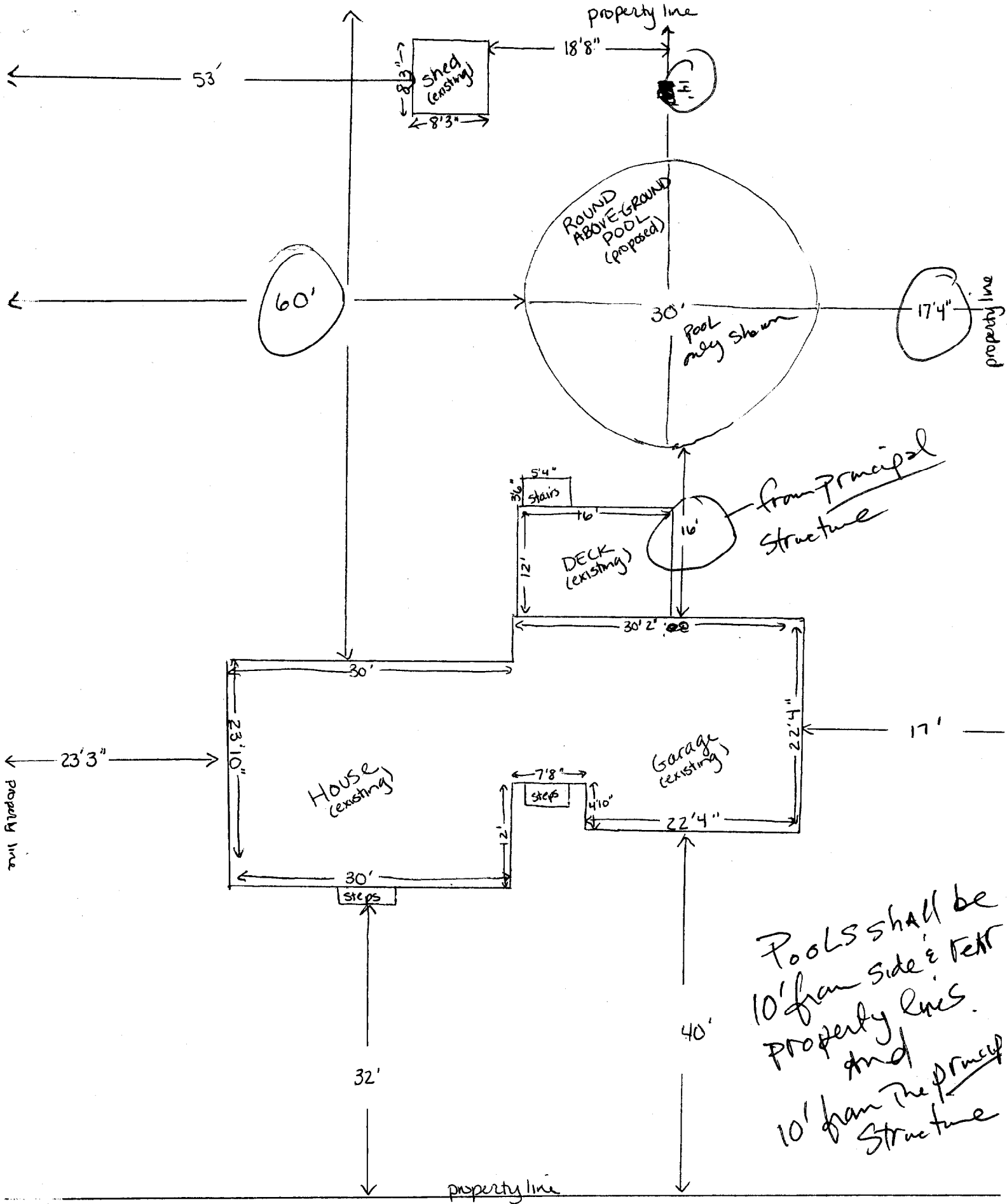
IF THE REQUIRED INFORMATION IS NOT INCLUDED IN THE SUBMISSIONS THE PERMIT WILL BE AUTOMATICALLY DENIED AT THE DISCRETION OF THE BUILDING/PLANNING DEPARTMENT, WE MAY REQUIRE ADDITIONAL INFORMATION IN ORDER TO APPROVE THIS PERMIT.

I hereby certify that I am the Owner of record of the named property, or that the owner of record authorizes the proposed work and that I have been authorized by the owner to make this application as his/her authorized agent. I agree to conform to all applicable laws of this jurisdiction. In addition, if a permit for work described in this application is issued, I certify that the Code Official's authorized representative shall have the authority to enter all areas covered by this permit at any reasonable hour to enforce the provisions of the codes applicable to this permit.

| | |
|---|----------------------|
| Signature of applicant:  | Date: <u>3/15/02</u> |
|---|----------------------|

This is NOT a permit; you may not commence ANY work until the permit is issued.
If you are in a Historic District you may be subject to additional permitting and fees with the Planning Department on the 4th floor of City Hall



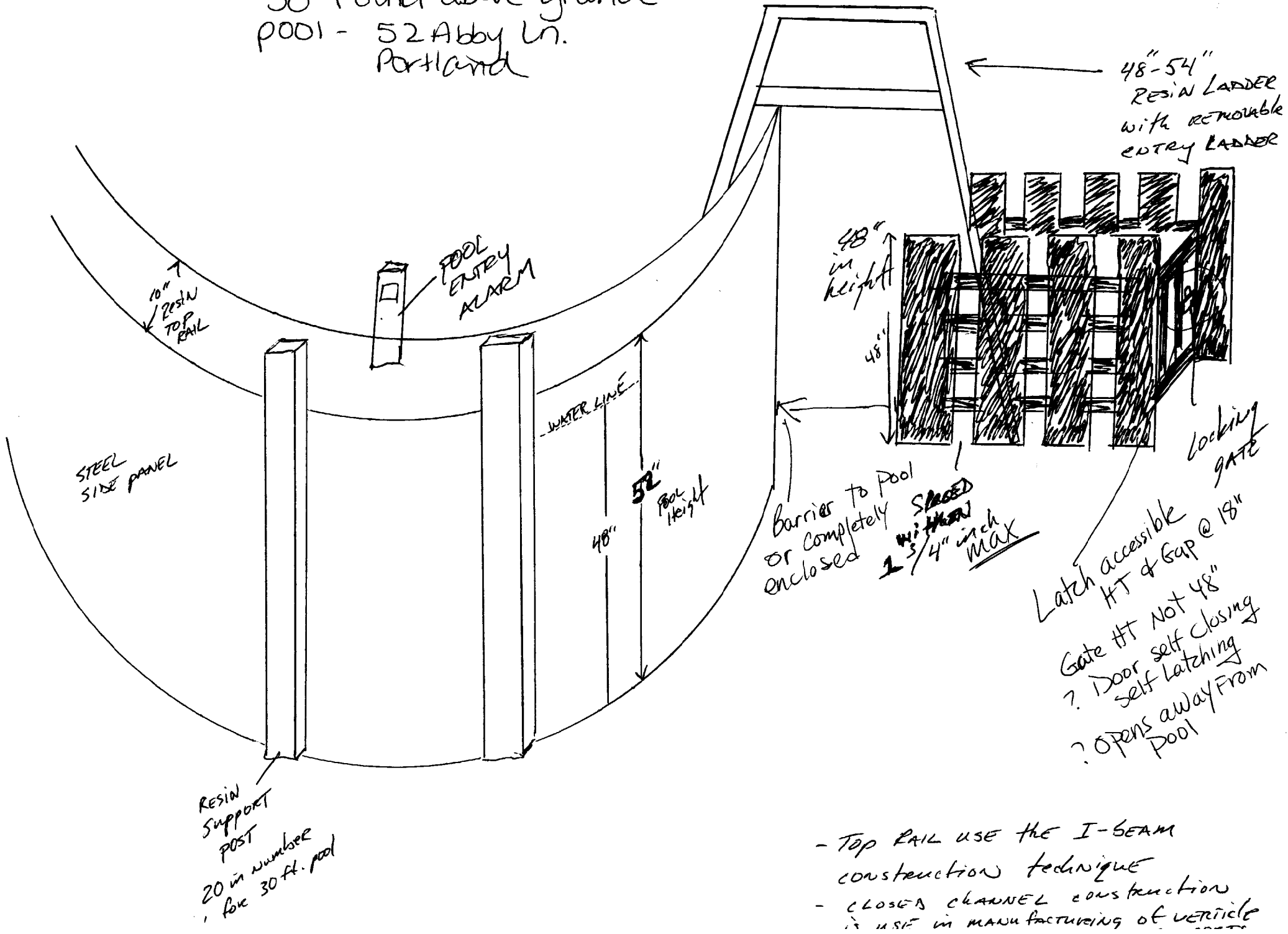


Pools shall be
 10' from side & rear
 property lines.
 and
 10' from the principal
 structure

PLOT PLAN FOR 30' ROUND
 ABOVE-GROUND POOL AT
 52 ABBY LANE PORTLAND

STREET

Building Plan
 30' round above-ground
 pool - 52 Abby Ln.
 Portland



STEEL
 SIDE PANEL

10" resin
 TOP
 RAIL

POOL
 ENTRY
 ALARM

WATER LINE

48"
 52"
 Pool
 Height

48"
 in
 height

48"

Barrier to pool
 or completely
 enclosed
 spaced
 with
 1 3/4" inch
 max


48"-54"
 RESIN LADDER
 with removable
 ENTRY LADDER

locking
 GATE

Latch accessible
 HT & Gap @ 18"
 Gate HT Not 48"
 ? Door self closing
 self latching
 ? opens away from
 pool

Resin
 Support
 POST
 20 in diameter
 for 30 ft. pool

- TOP RAIL USE THE I-BEAM
 construction technique
- CLOSED CHANNEL construction
 is used in manufacturing of vehicle



**SACO BAY ORTHOPAEDIC &
SPORTS PHYSICAL THERAPY, P.A.**

400 North Street, Suite 2
Saco, ME 04072
(207) 282-7121
Fax: (207) 282-0073

FAX COVER SHEET

**FAX NO. (207) 282-0073
TELEPHONE NO. (207) 282-7121**

DATE: 3/21/02

For 52 Abby Lane

TO: Jeanie

CPL 388-H-001

RE: foot repair

FROM: David Knop

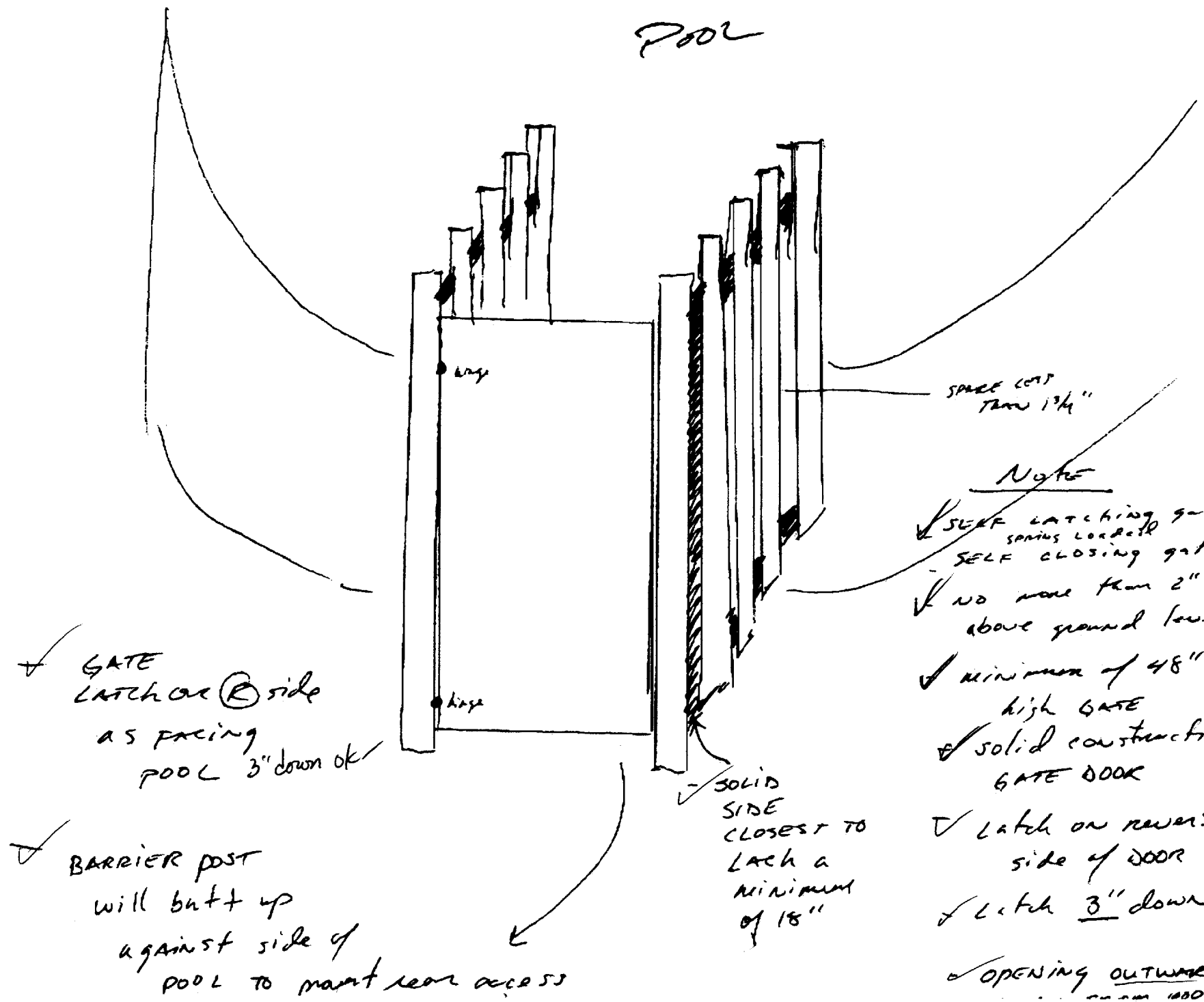
PAGES INCLUDING COVER SHEET:

******* CONFIDENTIALITY NOTICE*******

THIS MESSAGE IS INTENDED ONLY FOR THE USE OF THE INDIVIDUAL OF ENTITY TO WHICH IT IS ADDRESSED AND MAY CONTAIN INFORMATION THAT IS PRIVILEGED, CONFIDENTIAL AND EXEMPT FROM DISCLOSURE UNDER APPLICABLE LAW. IF THE READER OF THIS MESSAGE IS NOT THE INTENDED RECIPIENT, YOU ARE HEREBY NOTIFIED THAT ANY DISSEMINATION, DISTRIBUTION OR COPYING OF THE COMMUNICATION IS STRICTLY PROHIBITED. IF YOU RECEIVE THIS MESSAGE IN ERROR, PLEASE NOTIFY US IMMEDIATELY BY TELEPHONE AND RETURN THE ORIGINAL MESSAGE TO US AT THE ADDRESS NOTED ABOVE, VIA THE UNITED STATES POSTAL SERVICE.

THANK YOU!!!

POOL



✓ GATE LATCH ON @ side AS FACING POOL 3" down ok

✓ BARRIER POST will butt up against side of POOL to maint rear access

SPACE LEFT FROM 1 3/4"

Note

- ✓ SELF latching gate spring loaded
- ✓ SELF CLOSING gate
- ✓ NO more than 2" above ground level
- ✓ minimum of 48" high GATE
- ✓ SOLID construction GATE DOOR
- ✓ Latch on reverse side of DOOR
- ✓ Latch 3" down
- ✓ OPENING OUTWARD

✓ SOLID SIDE CLOSEST TO Latch a minimum of 18"

BUILDING PERMIT INSPECTION PROCEDURES

Please call 874-8703 or 874-8693 to schedule your inspections as agreed upon

Permits expire in 6 months, if the project is not started or ceases for 6 months.

The Owner or their designee is required to notify the inspections office for the following inspections and provide adequate notice. Notice must be called in 48-72 hours in advance in order to schedule an inspection:

By initializing at each inspection time, you are agreeing that you understand the inspection procedure and additional fees from a "Stop Work Order" and "Stop Work Order Release" will be incurred if the procedure is not followed as stated below.

_____ **Pre-construction Meeting:** Must be scheduled with your inspection team upon receipt of this permit. Jay Reynolds, Development Review Coordinator at 874-8632 must also be contacted at this time, before any site work begins on any project other than single family additions or alterations.

AK **Footing/Building Location Inspection:** Prior to pouring concrete
N/A **Re-Bar Schedule Inspection:** Prior to pouring concrete
N/A **Foundation Inspection:** Prior to placing ANY backfill
AK **Framing/Rough Plumbing/Electrical:** Prior to any insulating or drywalling

_____ **Final/Certificate of Occupancy:** Prior to any occupancy of the structure or use. NOTE: There is a \$75.00 fee per inspection at this point.

Certificate of Occupancy is not required for certain projects. Your inspector can advise you if your project requires a Certificate of Occupancy. All projects DO require a final inspection

_____ **If any of the inspections do not occur, the project cannot go on to the next phase, REGARDLESS OF THE NOTICE OR CIRCUMSTANCES.**

N/A **CERTIFICATE OF OCCUPANCIES MUST BE ISSUED AND PAID FOR, BEFORE THE SPACE MAY BE OCCUPIED**

Olisa King
Signature of applicant/designee

3-26-02
Date

[Signature]
Signature of Inspections Official

3/26/02
Date

CBL: 388/100/104 Building Permit #: 02-0236