


MYER RESIDENCE
 26 PANORAMIC VIEW PORTLAND ME,





WHIPPLE CALLENDER ARCHITECTS
 136 PLEASANT AVE.
 PORTLAND, ME 04103
 P 207.775.2696
 F 207.775.3631
 www.whipplecallender.com

DATE:	9/19/16
CHECKED BY:	#Contact Full Name
DRAWN BY:	CLL
JOB:	#Pin
SHEET TITLE:	ROOF PLAN



ROOF FRAMING PLAN

SCALE: 1/4" = 1'-0"



THIS DRAWING IS AN INSTRUMENT OF SERVICE AND SHALL REMAIN THE PROPERTY OF WHIPPLE | CALLENDER ARCHITECTS. IT SHALL NOT BE USED FOR ANY OTHER PURPOSE THAT FOR WHICH IT IS SPECIFICALLY FURNISHED.

A1.4