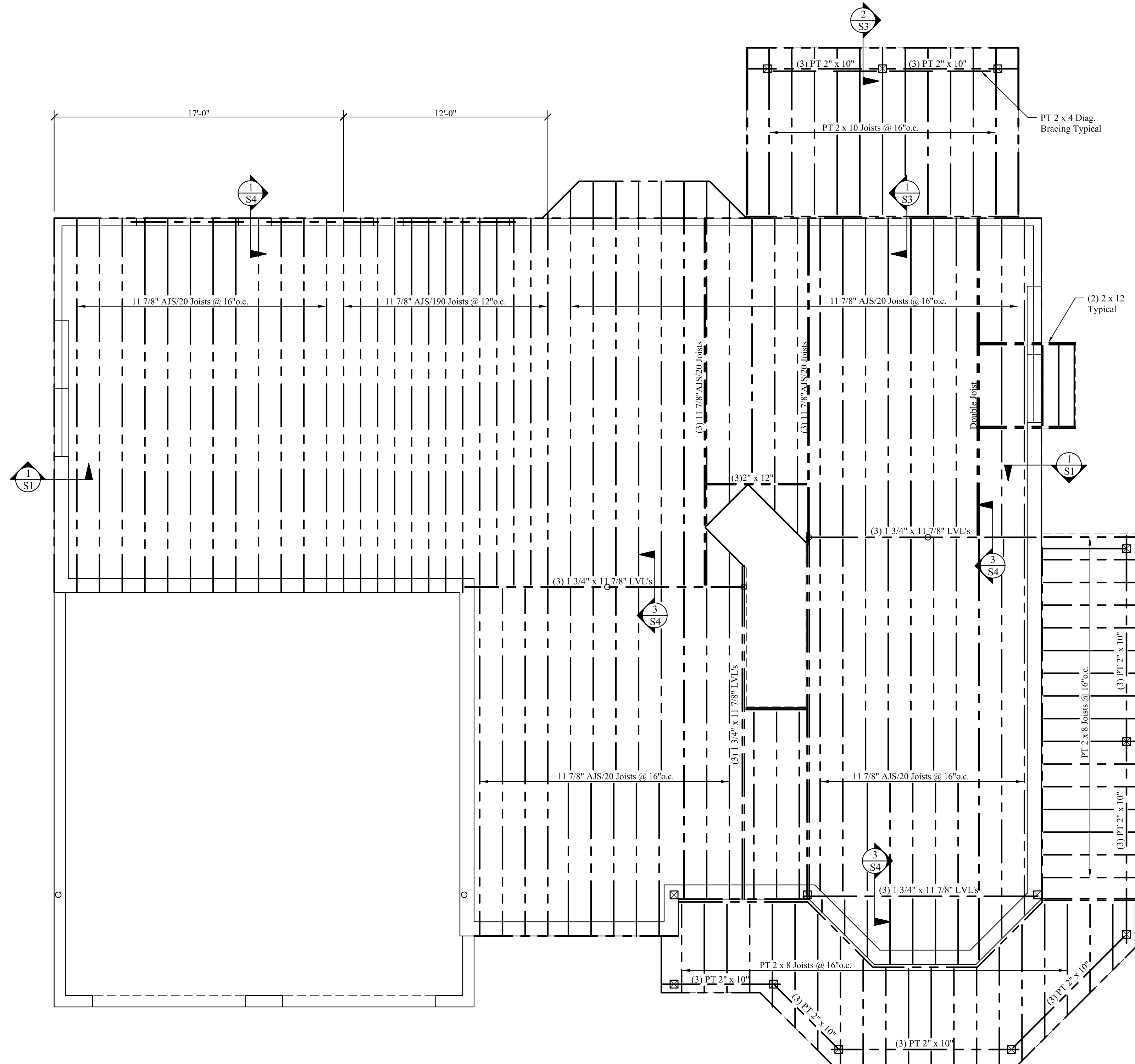


1 DECK FRMG. @ FDN. WALL
Scale: 3/4" = 1'-0"

2 DECK FRMG. @ SUPPORT BEAM
Scale: 3/4" = 1'-0"



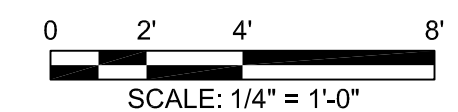
NOTE: All first floor framing L-joists shall have factory installed "Flak Jacket" fire protection or equal and meet the requirements of 2012 IRC R501.3.

FLOOR FRAMING NOTES:

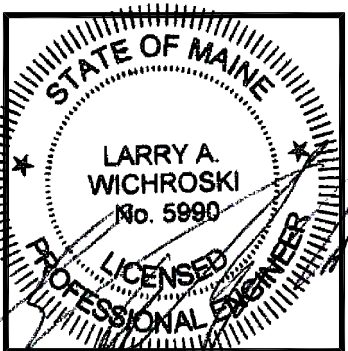
1. See Structural Notes, Sheet S-1.
2. Built-up girders, headers and beams shall be spiked w/ 3 rows of 16d nails @ 12" o.c.
3. Provide metal hangers at all flush joist connections.
4. Provide double joists below all upper parallel walls.
5. Provide solid blocking at mid-span of floor joists.
6. See architectural drawings for wall layout and dimensions.
7. Provide (2) 1 1/2" x 9/8" LVL header w/ 2" rigid insulation between over all exterior door and window openings unless noted on plan.
8. Leave 1/8" gap between top of all beams/girders and bottom of floor sheathing for expansion and contraction.
9. Add solid blocking between floor joists below all posts.

1st FLOOR FRAMING PLAN

Scale: 1/4" = 1'-0"



Mechanical, Electrical and Plumbing Design and Building Weatherization-Insulation-Ventilation by Others.



DESIGNED BY:	Larry A. Wichroski, P.E.
DRAWN BY:	LAW
JOB #:	04117
DATE:	10-18-2017

REVISIONS	12-08-2017
-----------	------------