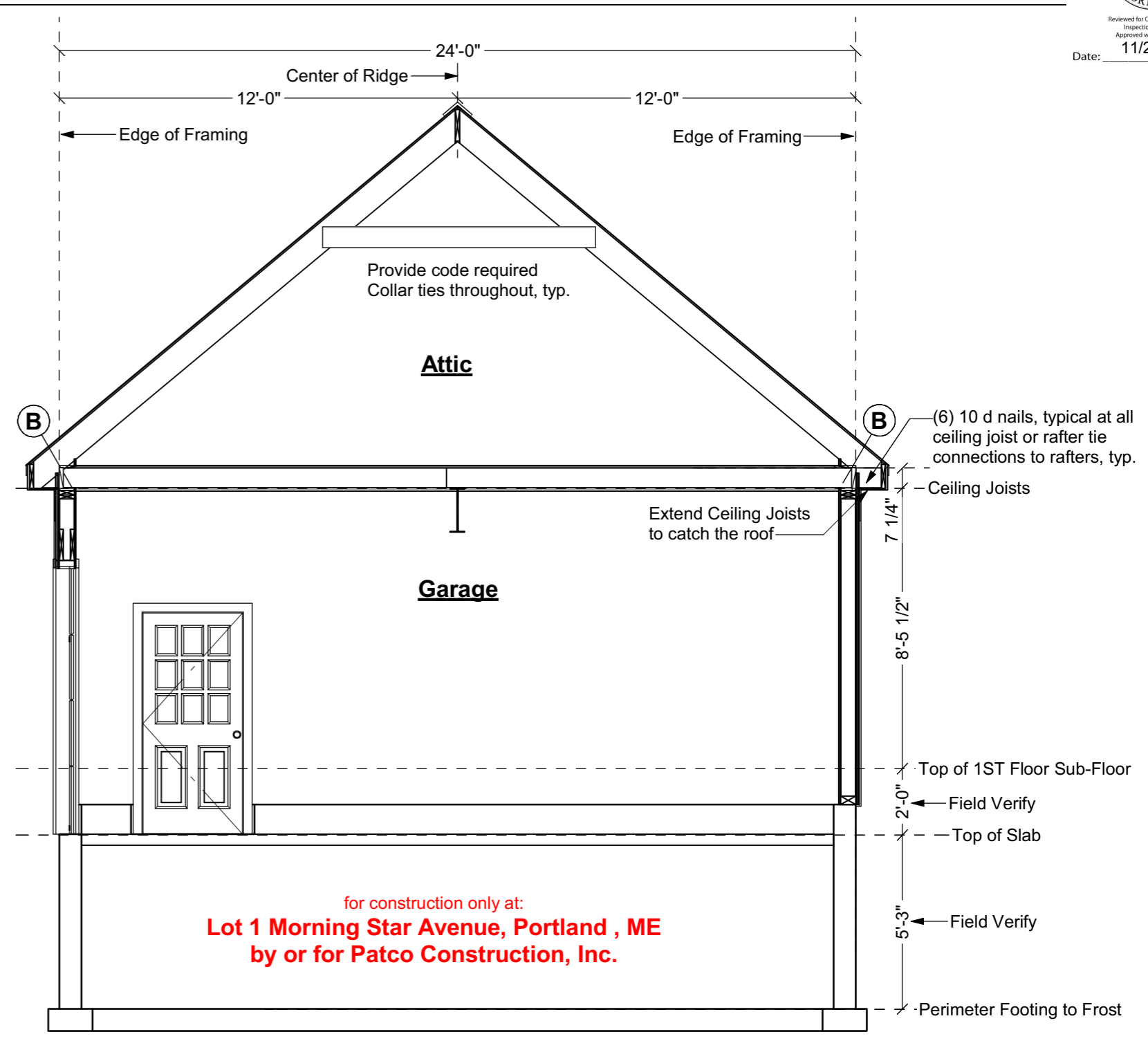
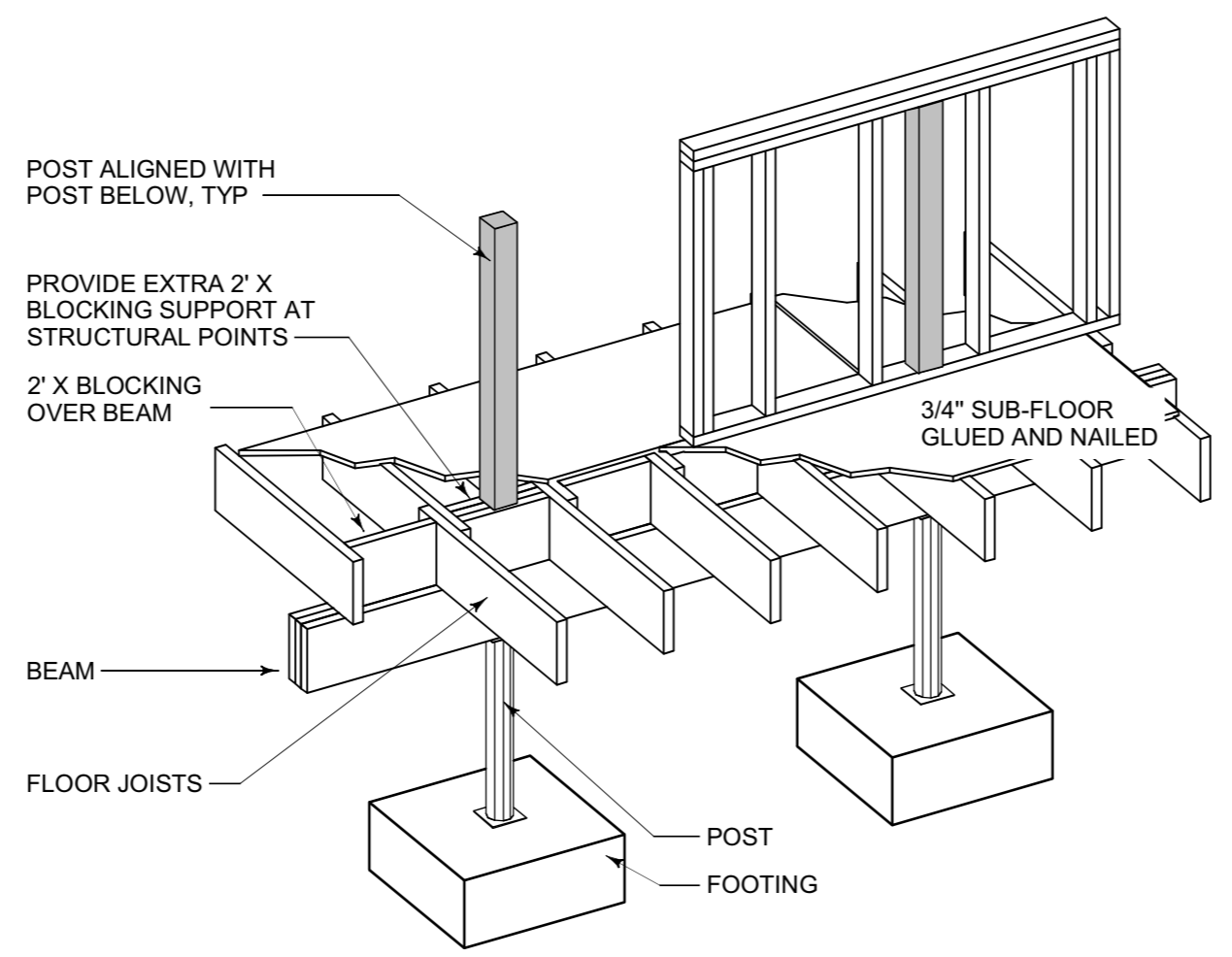


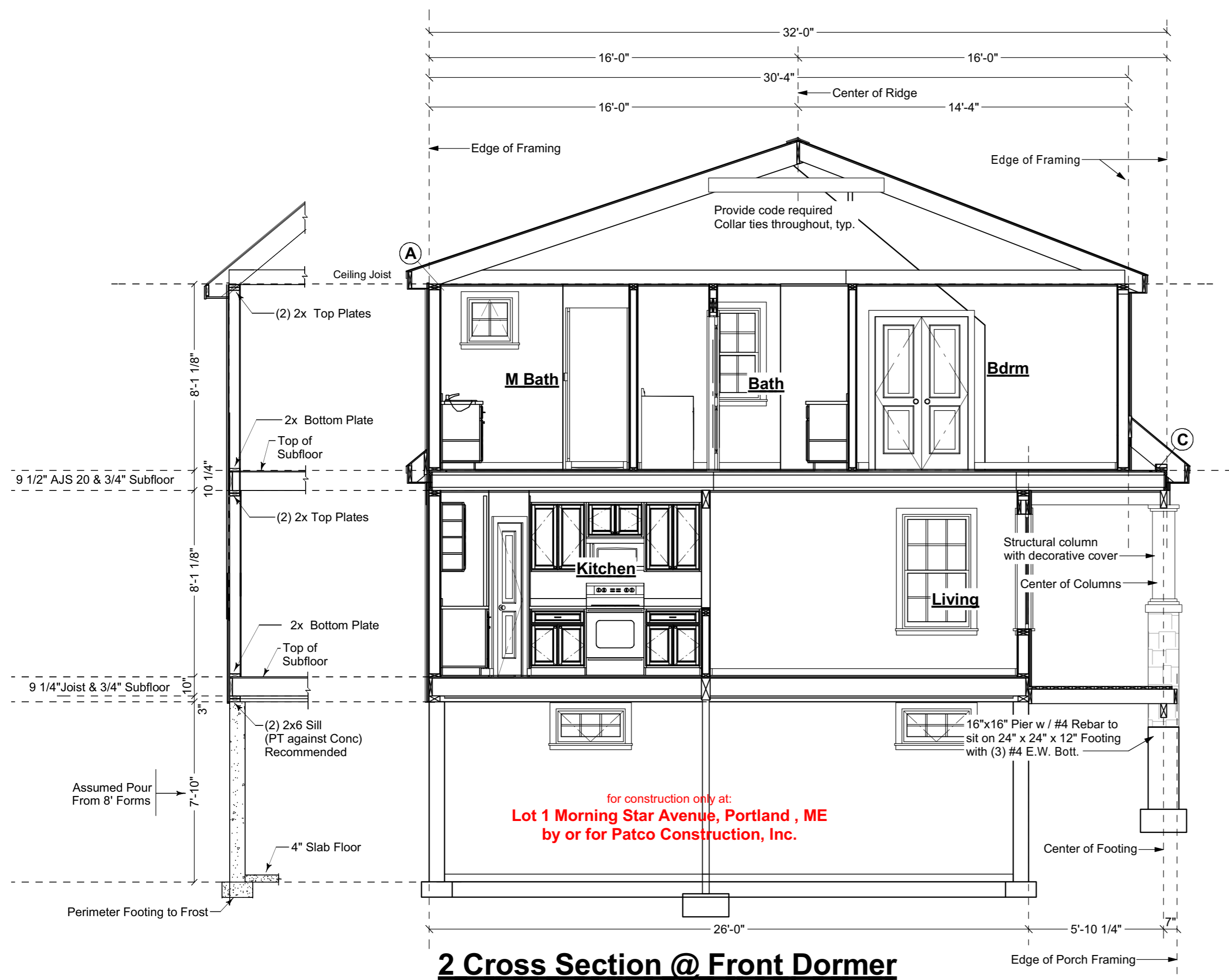
9/16/2014 10:37:34 AM

Hiby Collection\April in the Country\April Calla 190124 - Classic\124.v4 KR - alt stair design\CD 190.124.v4 KR 850 April Calla Classic - 1 Morning Star.layout

Follow manufacturer's instructions both for installation of joist hangers to joist and to beam. The illustration below, by Simpson Strong Tie, is provided as a courtesy. Consult their full manual for acceptable fastener sizes and other important instructions.



**3 Cross Section @ Garage**



**2 Cross Section @ Front Dormer**

for construction only at:  
**Lot 1 Morning Star Avenue, Portland, ME**  
 by or for Patco Construction, Inc.

for construction only at:  
**Lot 1 Morning Star Avenue, Portland, ME**  
 by or for Patco Construction, Inc.

Your use of these drawings constitutes an acceptance of responsibility as outlined in "Dear Code Officer" on the first page of these drawings, and on our web site:  
<http://www.artformhomeplans.com/TermsConditions.a5w>

If you have any concerns or questions, please feel free to contact us. We are happy to clarify matters that fall within our scope, as listed on the first page. We can also often provide affordable support for issues that are your responsibility, such as energy design/calcs, or additional detailing.

**Artform Home Plans**  
 AFHP Design # 190.124 KR  
 © 2006-2014 Wendy L. Welton 603.431.9559

**April Calla, Classic**  
 Lot 1 Morning Star Avenue  
 Portland, ME

**7**

1/4"=1'-0" unless noted otherwise / Print @ 1:1  
 PDF created on: 9/16/2014, drawn by ACJ

Issued for:  
**Construction**

R2: 9.15.14 - Reverse

