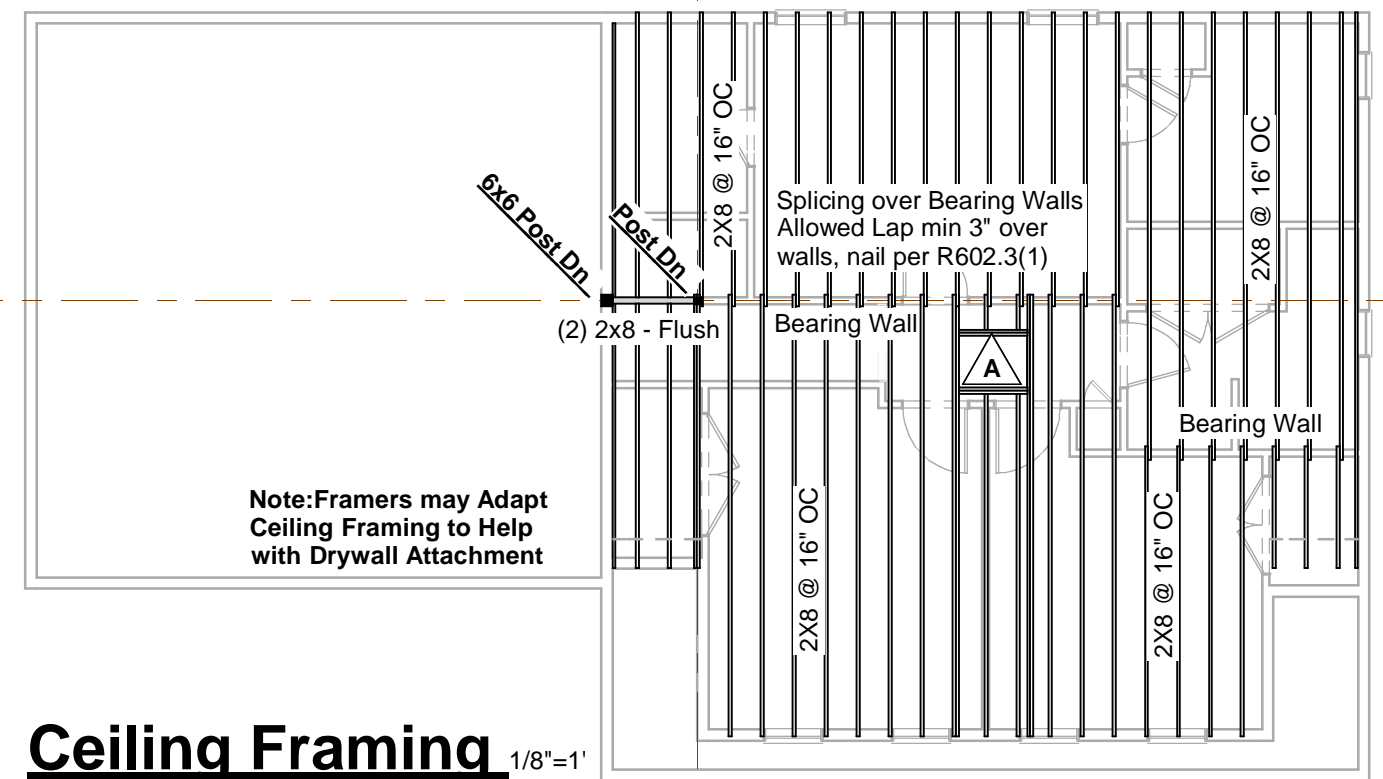
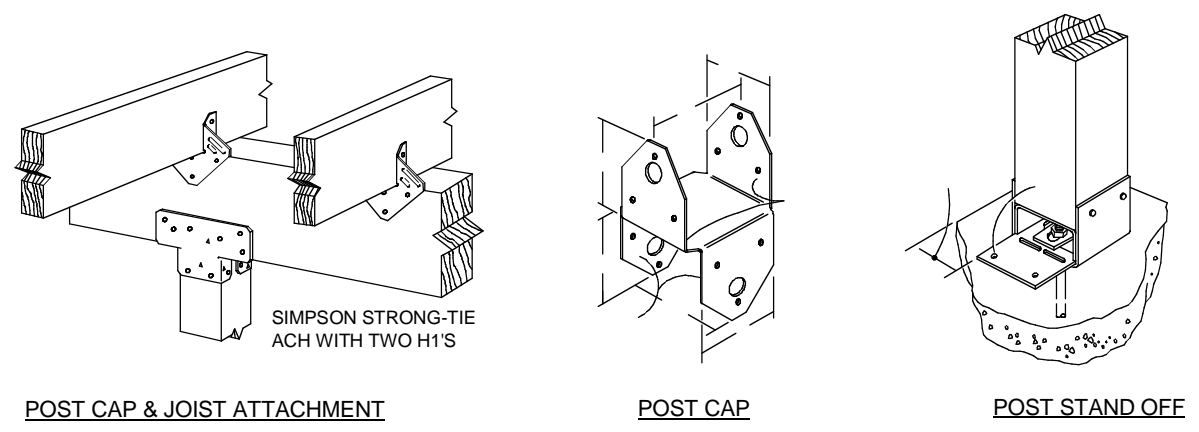


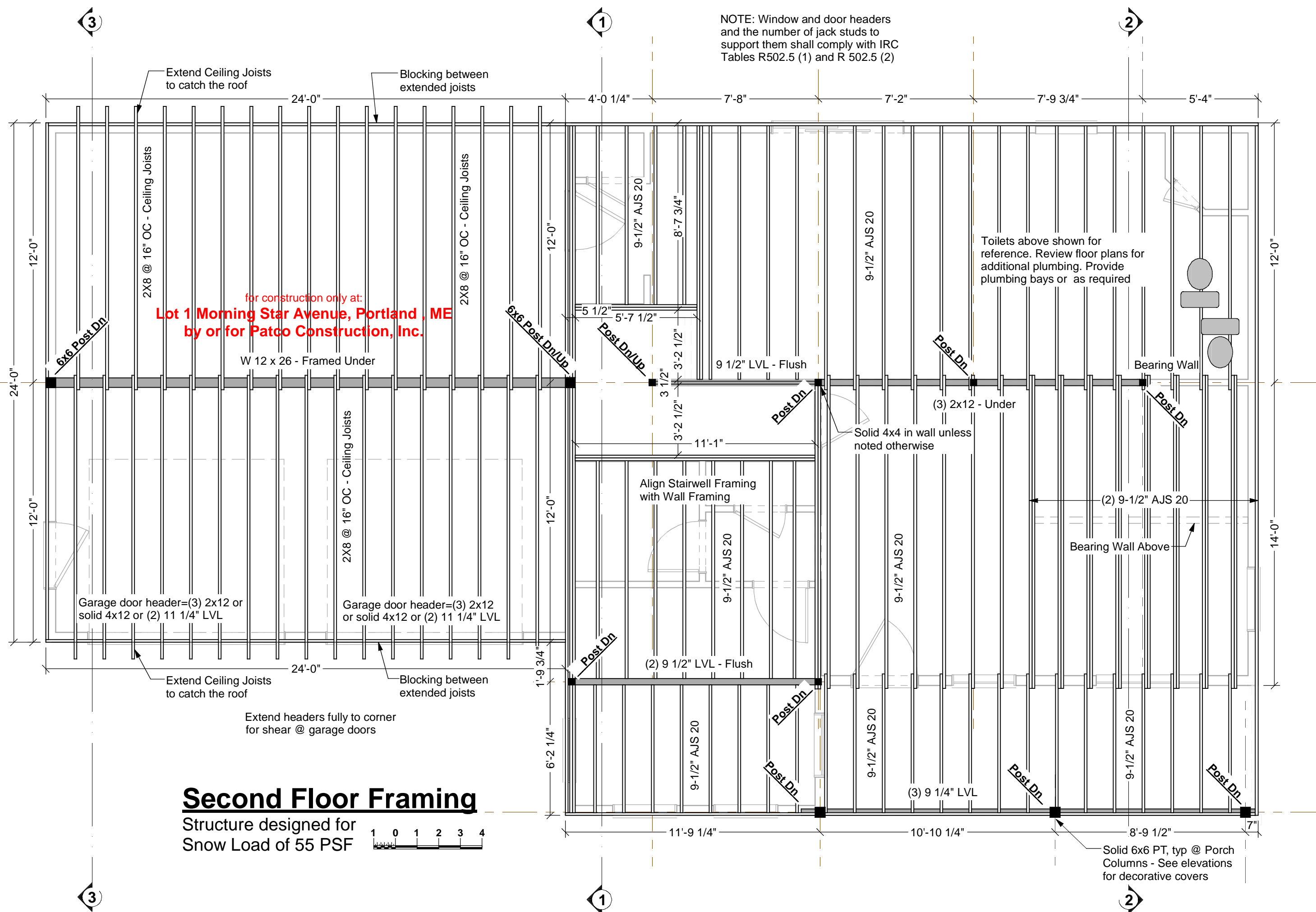
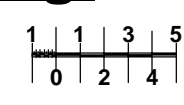
Typical Deck

Not to Scale



Ceiling Framing

Structure designed for Snow Load of 55 PSF



Second Floor Framing

Structure designed for Snow Load of 55 PSF




NOTE: Window and door headers and the number of jack studs to support them shall comply with IRC Tables R502.5 (1) and R 502.5 (2)

Toilets above shown for reference. Review floor plans for additional plumbing. Provide plumbing bays or as required

for construction only at:
Lot 1 Morning Star Avenue, Portland, ME
by or for **Patco Construction, Inc.**

Your use of these drawings constitutes an acceptance of responsibility as outlined in "Dear Code Officer" on the first page of these drawings, and on our web site: <http://www.artformhomeplans.com/TermsConditions.a5w>

If you have any concerns or questions, please feel free to contact us. We are happy to clarify matters that fall within our scope, as listed on the first page. We can also often provide affordable support for issues that are your responsibility, such as energy design/calcs, or additional detailing.



		<p>9</p>
<p>AFHP Design # 190.124 KR © 2006-2014 Wendy L. Welton 603.431.9559</p> <p>April Calla, Classic Lot 1 Morning Star Avenue Portland, ME</p>		
<p>1/4"=1'-0" unless noted otherwise / Print @ 1:1 PDF created on: 9/16/2014, drawn by ACJ</p>		<p>Issued for: Construction</p>
<p>R2: 9.15.14 - Reverse</p>		