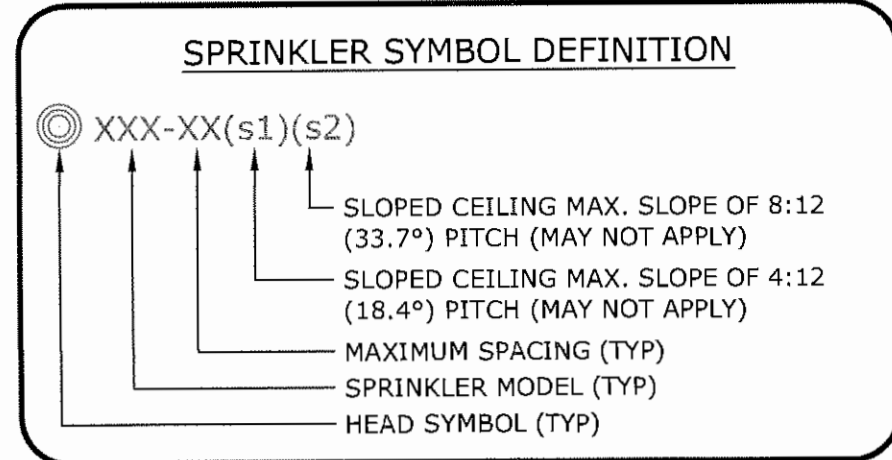


Markup Legend	
Delete Line	
Add Line	
Add Tee	
Add Elbow	
Add Coupling	
Add Head	
Delete Head	
Move Head	

Note: All revisions must be reviewed by Uponor



COLOR/LINETYPE LEGEND

- BLUE LINES= FEED TO FIXTURES (BATH, SHOWER, ETC.)
- GREEN LINES= SPRINKLER TO SPRINKLER CONNECTIONS BETWEEN FLOORS.
- RED LINES= DIRECT FEED SPRINKLER FROM MANIFOLD.
- BLACK LINES= SPRINKLER HEAD TO SPRINKLER HEAD.

- = 1/2" PIPE SIZE
- = 3/4" PIPE SIZE
- = 1" PIPE SIZE
- = 1-1/4" PIPE SIZE
- = 2" PIPE SIZE

Multipurpose Fire Safety Systems

The Uponor Residential Fire Safety System is a residential fire protection system installed in combination with the cold side of the domestic potable water system. Only licensed contractors trained by Uponor can install this system.

What to do if Changes are Required

If any features or obstructions require the addition or deletion of sprinkler heads, or significant relocation of sprinkler heads, contact the Uponor Design Department to determine if observed changes require a redesign (888.594.7726).

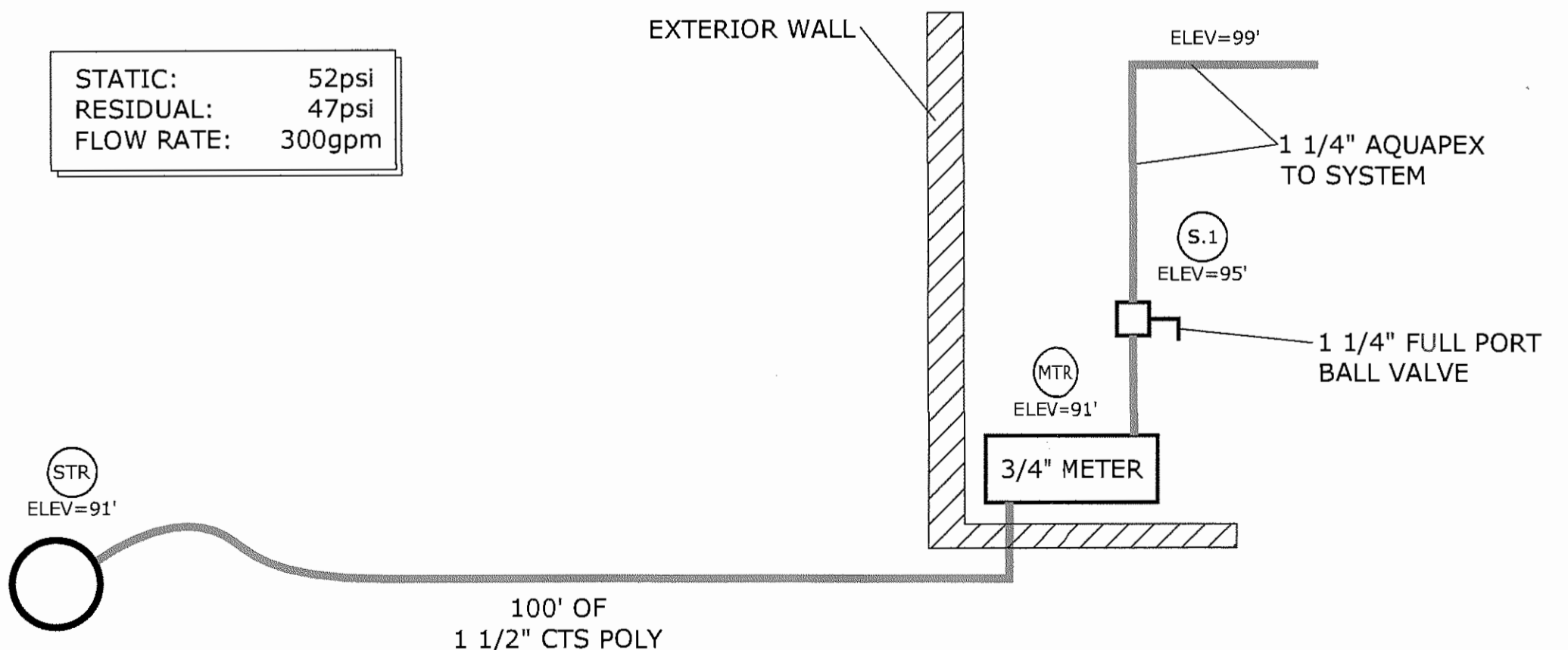
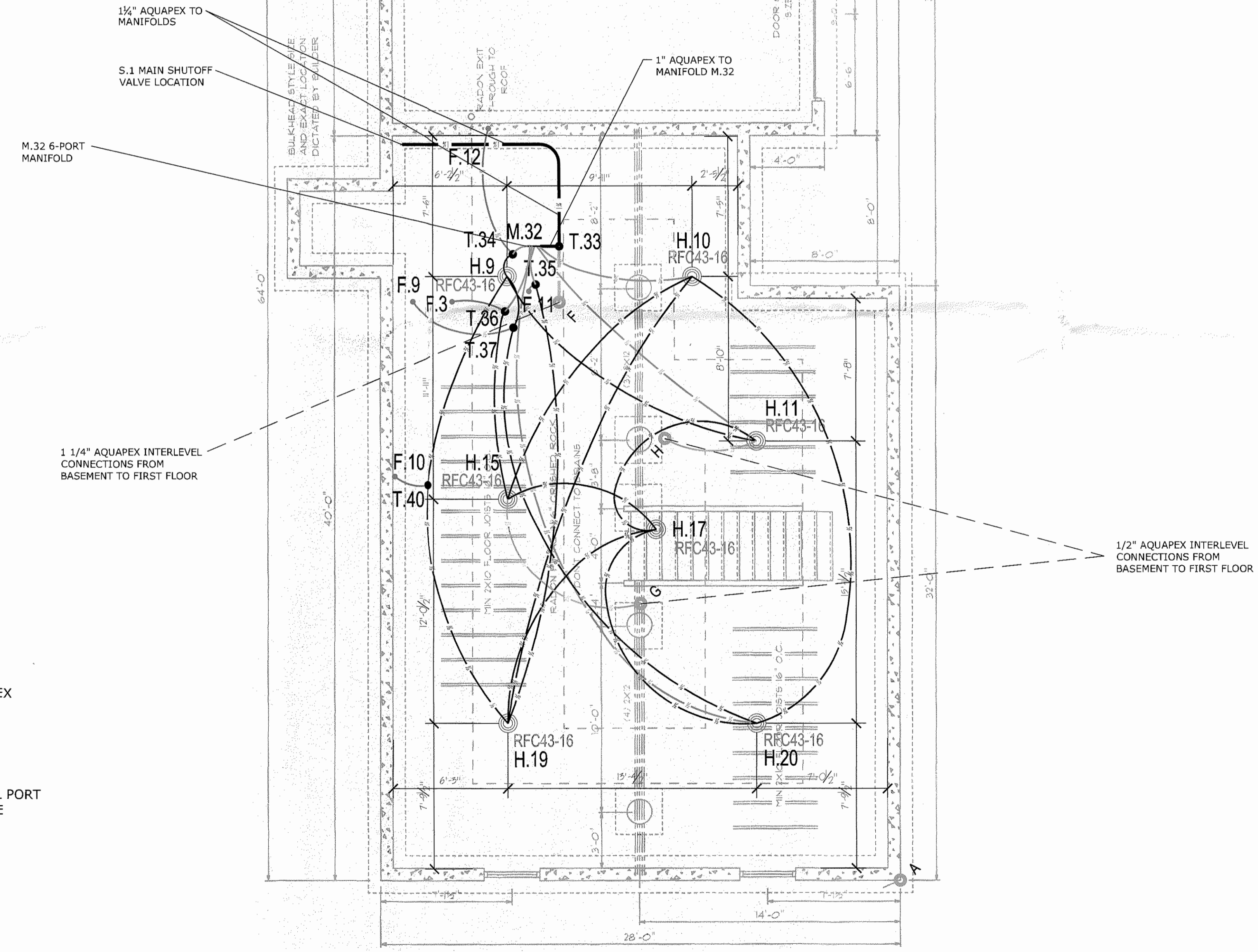
MOST HYDRAULICALLY REMOTE HEADS

HEAD #	GPM	PRESSURE REQ'D AT STREET
1 HEAD H.13	13	46.1
2 HEAD H.22 & H.24	26.0983	50.17

--- 24 RELIABE-ASSEMBLIES Model RFC43 Concealed Pendent Sprinkler
 RFC43-16 K=4.3, 165F°, 3/8" Orifice, Maximum Spacing 16'x16'
 Sprinkler head demand: 13 gpm @ 9.14


8 1st Floor
 9 2nd Floor
 7 Basement

24 TOTAL



2 WATER SERVICE DETAIL
 F100 NTS

1 BASEMENT LEVEL
 F100 1/4" = 1'-0"



TECHNICAL SERVICES - DESIGN DEPARTMENT
 21900 DODD BLVD., LAKEVILLE, MN 55044
 T 888.594.7726 F 952.997.1731
 EMAIL TECHNICAL.SERVICES@UPONOR.COM
 WEB WWW.UPONOR-USA.COM

DISCLAIMER

THIS SERIES OF PLUMBING, SPRINKLER, GAS, AND ELECTRICAL DRAWINGS HAS BEEN DESIGNED BY UPONOR, INC. TECHNICAL SERVICES - DESIGN DEPARTMENT. THEY HAVE BEEN PREPARED TO MEET PROFESSIONAL STANDARDS AND REQUIREMENTS. UPONOR, INC. MAKES NO WARRANTY OR ASSURANCE WITH THIS DESIGN. IT IS MANDATORY TO MAKE A CAREFUL CHECK OF PIPE SIZE, CALCULATIONS, MATERIALS, PLUMBING AND/OR FIRE CODES USED. REPORT ANY ERRORS AND/OR DESIGN DEFICIENCIES TO THE DESIGNER IMMEDIATELY. UPONOR, INC. IS NOT RESPONSIBLE FOR THE DESIGNER'S DESIGN. IF ERRORS AND/OR DESIGN CHANGES ARE NOT REPORTED BACK TO UPONOR, INC., IT IS THE SOLE RESPONSIBILITY OF THE INSTALLER TO ENSURE SYSTEM DESIGN AND CONSTRUCTION MEETS ALL APPLICABLE CODES AND REGULATORY AGENCIES. THERE IS NO WARRANTY EXPRESSED OR IMPLIED FOR DAMAGES THAT MAY RESULT FROM THE APPLICATION AND INCORRECT INTERPRETATION OF THESE DRAWINGS.

SALES REP:

[Handwritten signature]

GRABARZ RESIDENCE
 25 HAVERTYS WAY
 PORTLAND, ME 04101

NO.	DATE	REVISIONS	DESCRIPTION

SHEET DESCRIPTION
 BASEMENT LEVEL

SHEET NUMBER

F100