

**Submittal Data: 9RLS3H  
Inverter Driven Heat Pump**

**9,000 BTU Wall Mount**

Job Name: Lori Austill  
 Location: 450 Summit Street  
 Engineer: n/a  
 Submitted to: City of Portland  
 Submitted by: Hoggin Energy  
 Reference: n/a

Date: 6/8/16  
 Approval: \_\_\_\_\_  
 Construction: \_\_\_\_\_  
 Unit #: \_\_\_\_\_  
 Drawing #: \_\_\_\_\_

**General Features**

- Wired or wireless remote
- Energy saving program
- Sleep timer
- 24-hour timer
- Weekly timer
- Dry mode
- Powerful mode
- High performance heating
- Base pan heater
- Standard Warranty: 5 years parts, 7 years compressor. Applies to systems purchased before June 1<sup>st</sup> 2015\*
- Extended Warranty: 10 years parts, 10 years compressor. Systems that have been installed on or after June 1<sup>st</sup> 2015 by licensed contractors and the online Product Registration has been submitted.\*\*
- Elite Contractor Extended Warranty: 12 years parts, 12 years compressor. Systems that have been installed on or after June 1<sup>st</sup> 2015 by contractors who have met requirements and have been approved for elite contractor status plus, the online Product Registration has been submitted. \*\*\*

**Model Information**

Condenser:..... AOU9RLS3H  
 Evaporator..... ASU9RLS3  
**Electric I**..... 208/230V AC 1ph-60Hz  
 Available Voltage Range..... 208/230 +/- 10%  
 Minimum Circuit Ampacity..... 14.4 A  
 Max Fuse Size..... 15A  
 Max Starting Current..... 3.3 A

**Input Power**

Cooling..... 0.5 kW  
 Heating..... 0.66 kW

**Running Current**

Cooling..... 2.5 A  
 Heating..... 3.3 A

**Capacity**

Nominal Cooling..... 9,000 Btu/h  
 Min-Max Cooling..... 3,100-12,000 Btu/h  
 Nominal Heating..... 12,000 Btu/h  
 Min-Max Heating..... 3,100-22,000 Btu/h

**Compressor**

Motor Output..... Rotary (inv x1)  
 Refrigerant..... R410a  
 Charge..... 2 lbs. 14 oz.  
 Oil..... FREOL a68SZ

**Fan Motor**

(Condenser) Type: DC..... Propeller x1  
 (Condenser) Motor Output..... 49 W  
 (Evaporator) Type: DC..... Cross flow fan x1  
 (Evaporator) Motor Output..... 61 W

**Heat Exchanger** {Condenser (C) Evaporator (E)}

Dimensions (H x W x D)  
 Condenser..... 23-1/8 x 34-11/16 x 1-7/16 in. (588x881x36.4 mm)  
 Evaporator..... Main 15-1/8 x 28-3/8 x 1-3/16 in. (384x720x30) Sub 3-5/16 x 28-3/8 x 1/2 in. (126x720x13.3 mm)

Fin Pitch..... 20 FPI (C) Main 21 FPI Sub 18 FPI (E)  
 Rows x Stages..... 2 x 28 (C) Main 3 x 24 Sub 1 x 10 (E)  
 Pipe Type (Material)..... Copper (C) Copper (E)  
 Fin Type (Material)..... Aluminum (C) Aluminum (E)

Note: Specifications are based on the following conditions.  
 Cooling: Indoor temperature of 80°F (26.7°C) DB/67°F (19.44°C) WB, and outdoor temperature of 95°F (35°C) DB/75°F (23.9°C) WB.  
 Heating: Indoor temperature of 70°F (21.1°C) DB/59°F (15°C) WB, and outdoor temperature of 47°F (8.33°C) DB/43°F (6.1°C) WB.  
 Pipe length: 24ft. 7in. 7.5m). Height difference: 0ft. (0m) (Outdoor unit – indoor unit) (\*Standard warranty\*\*10 year warranty\*\*\*12 year warranty)



**Operation Temperature Range**

Cooling..... 14°F (-10°C) to 115°F (46°C)  
 Heating..... -15°F (-26°C) to 75°F (24°C)

**Efficiency**

SEER..... 33  
 EER (cooling)..... 5.28 kW/kW  
 COP (heating)..... 5.33kW/kW / 18.2 Btu/hW  
 HSPF (heating)..... 14.2 Btu/hW

**Enclosure (Condenser)**

Material..... Painted galvanized steel  
 Color..... Beige (10 YR 7.5/1.0 NN)

**Sound Pressure Level**

Condenser..... 42 dB(A)  
 Evaporator..... 42 dB(A)

**Dimensions**

H x W x D  
 Condenser (mm)..... 24-1/2 (620) x 31-1/8 (790) x 11-7/16 (290)  
 Evaporator in. (mm)..... 11- 5/8 (295) x 37 (940) x 10-5/8 (270)

**Connection Pipe**

Liquid..... 1/4" / 6.35 mm Flare  
 Gas..... 3/8" / 9.52 mm Flare  
 Method (Liquid/Gas)..... Brazing  
 Max Length (Pre-charge)..... 66 ft.(20m) / (49 ft. {15 m})  
 Max Height Difference..... 49 ft. (15 m)

**Weight**

Condenser..... 86 lbs. (38 kg)  
 Evaporator..... 31 lbs. (14 kg)

**Accessories**

UTY-RVNUM^..... Wired remote controller (backlit, shows room temp.)  
 UTY-RNNUM^..... Wired remote controller  
 UTY-RSNUM^..... Wired remote controller (simple)  
 UTY-TWBXF1..... Interface kit  
 UTY-XWZZ5..... Dry contact wire kit

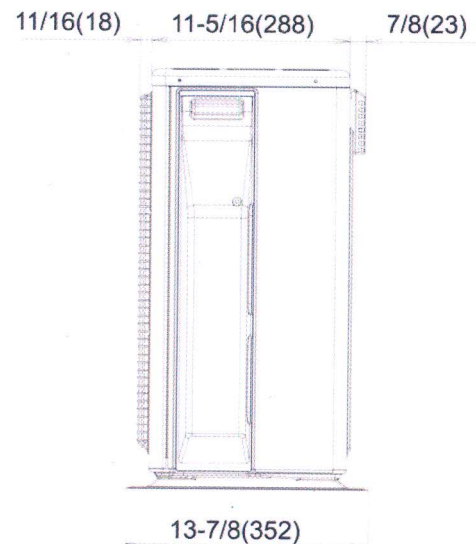
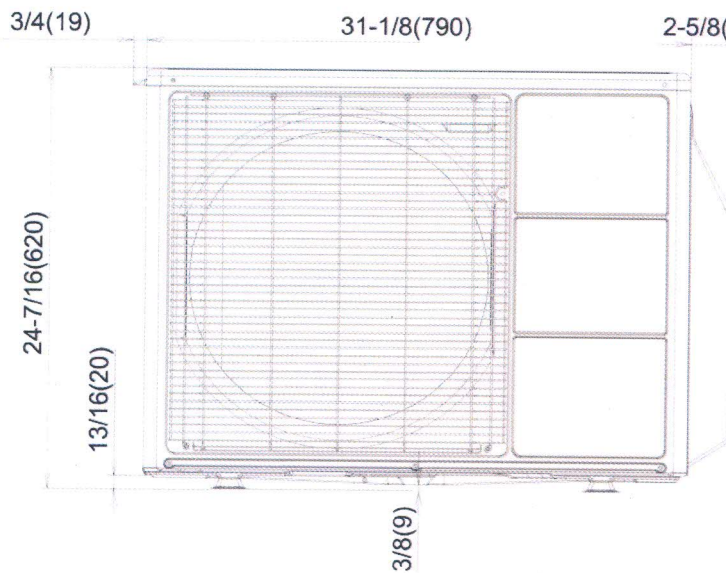
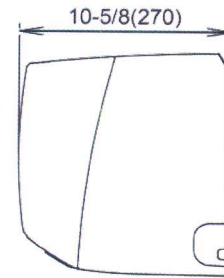

^1 Requires interface kit # UTY-TWBXF1 in order to connect these devices to them.



Fujitsu General America, Inc.  
 353 Route 46 West  
 Fairfield, NJ 07004  
 Toll Free: 1-888-888-3424  
 Fax: (973) 836-0447  
[www.fujitsugeneral.com](http://www.fujitsugeneral.com)

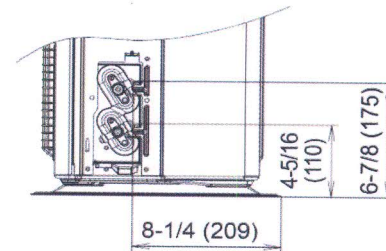
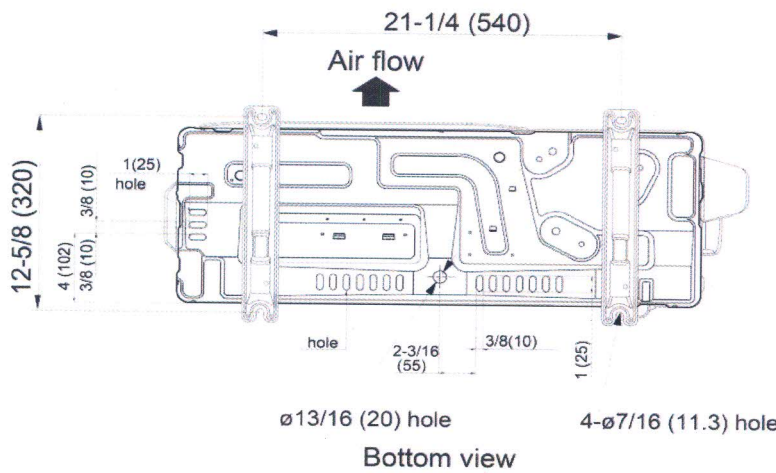
## Dimensions: 9RLS3H

[Unit: in. (mm)]



Front view

Side view



Bottom view