

NEW ADDITION - FLOOR FRAMING PLAN

SCALE: 1/4" = 1'-0"


O.F.C. = Outside Face of Concrete
 O.F.S. = Outside Face of Stud

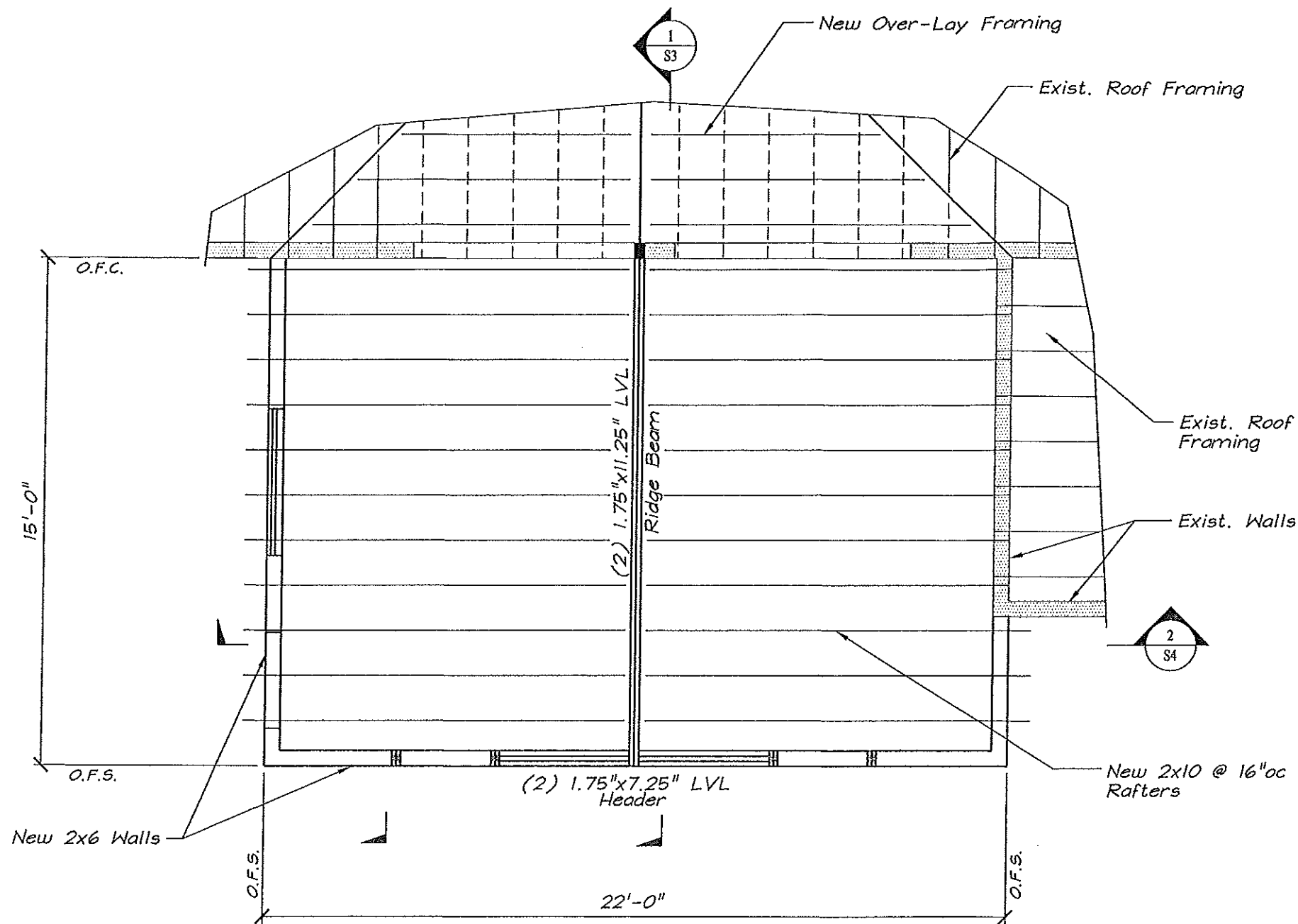
GENERAL NOTES:

1. STRUCTURAL DRAWINGS SHALL BE USED IN CONJUNCTION WITH JOB SPECIFICATIONS AND ARCHITECTURAL DRAWINGS.
2. ALL DIMENSIONS AND CONDITIONS MUST BE VERIFIED IN THE FIELD.

GRENIER RESIDENCE ADDITION		STATE: MAINE
PORTLAND	DATE: 1/25/12	DRAWN BY: TCS
DRAWN BY: TCS	CHECKED BY: TCS	SKETCH: SK1 OF 4
CHECKED BY: TCS	SCALE: AS NOTED	JOB No.: 2012-007

—SEI—
 SHELLEY ENGINEERING, INC.
 STRUCTURAL CONSULTANTS
 P.O. Box 1030
 GRAY, MAINE 04039
 PHONE (207) 657-8031
 WWW.SHELLEYENGINEERING.COM





NEW ADDITION - ROOF FRAMING PLAN

SCALE: 1/4" = 1'-0"

O.F.C. = Outside Face of Concrete
 O.F.S. = Outside Face of Stud

STRUCTURAL DESIGN CRITERIA:


1. BUILDING CODE: CURRENT EDITION OF THE INTERNATIONAL BUILDING CODE
2. SNOW: SLOPED ROOF SNOW LOAD = 35psf
3. FLOOR LIVE LOAD = 40psf

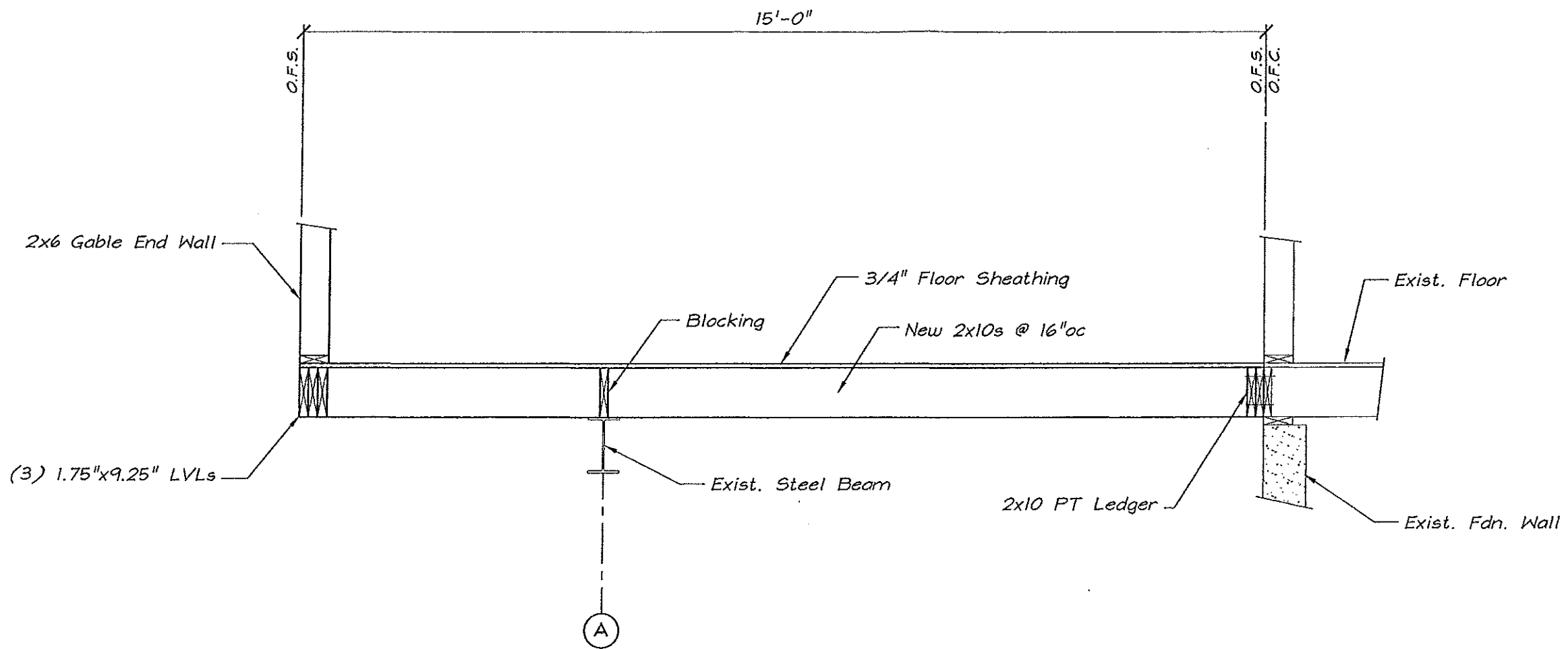
—SEI—
 SHELLEY ENGINEERING, INC.
 STRUCTURAL CONSULTANTS
 P.O. BOX 1080
 GRAY, MAINE 04039
 PHONE (207) 657-8031
 WWW.SHELLEYENGINEERING.COM

—SEI—

GRENIER RESIDENCE
 ADDITION

PORTLAND DRAWN BY: TGS	DATE: 1/25/12	STATE OF MAINE SKETCH: SK2 OF 4
CHECKED BY: TGS	SCALE: AS NOTED	JOB No.: 2012-007






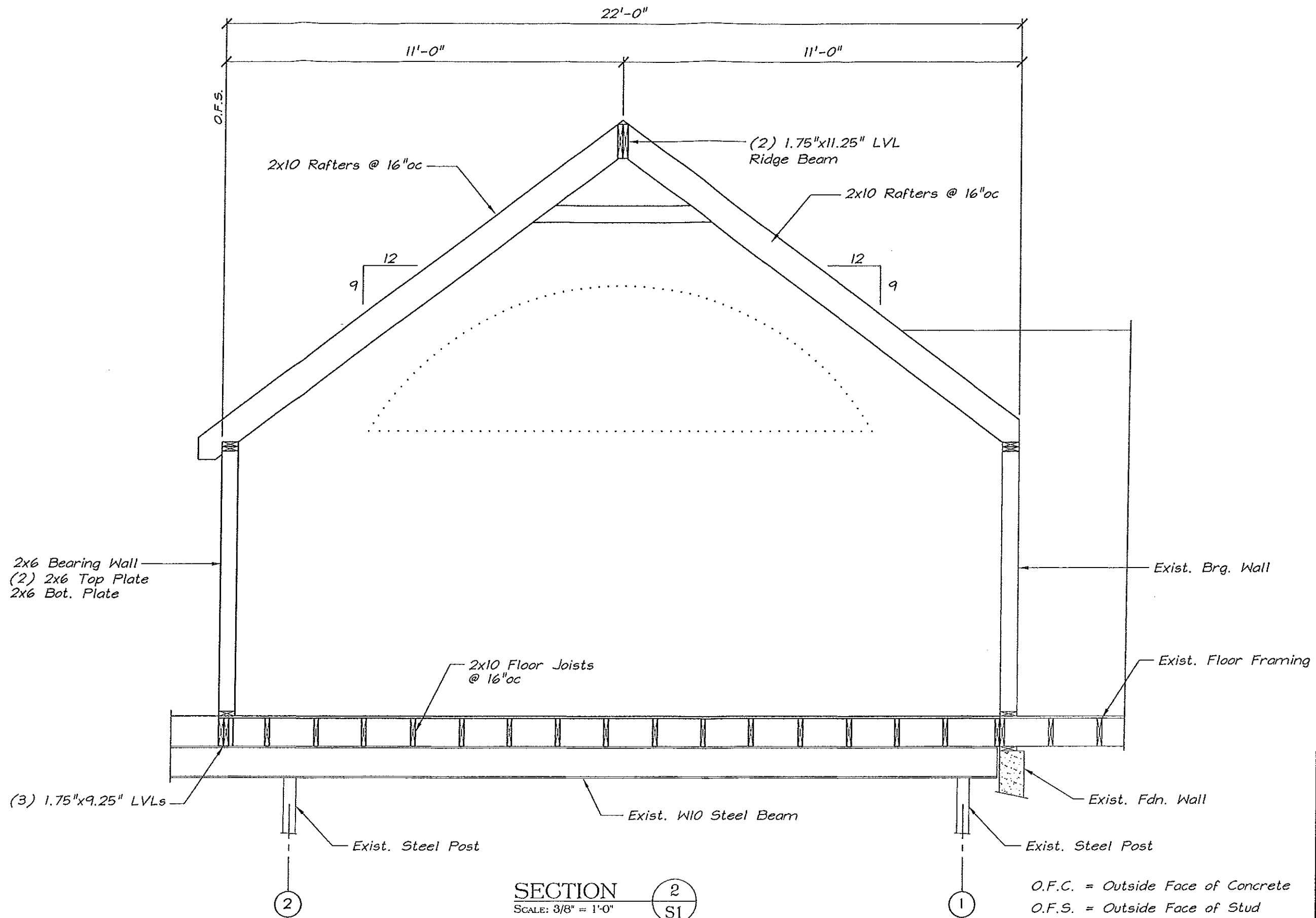
O.F.C. = Outside Face of Concrete
 O.F.S. = Outside Face of Stud

SECTION 1
 SCALE: 1/2" = 1'-0"

GRENIER RESIDENCE ADDITION		DATE: 1/25/12	SHEET: SK3 OF 4
PORTLAND DRAWN BY: TOS	SCALE: AS NOTED	JOB No.: 2012-007	
CHECKED BY: TOS			

SEI
 SHELLEY ENGINEERING, INC.
 STRUCTURAL CONSULTANTS
 P.O. BOX 1080
 GRAY, MAINE 04039
 PHONE (207) 657-8031
 WWW.SHELLEYENGINEERING.COM





GRENIER RESIDENCE
ADDITION

PORTLAND DRAWN BY: TOS	DATE: 1/25/12	SKETCH: SK4 OF 4	MAINE
CHECKED BY: TOS	SCALE: AS NOTED	JOB No.:	2012-007

—SEI—
SHELLEY ENGINEERING, INC.
STRUCTURAL CONSULTANTS
P.O. Box 1080
GRAY, MAINE 04039
PHONE (207) 657-8031
WWW.SHELLEYENGINEERING.COM

