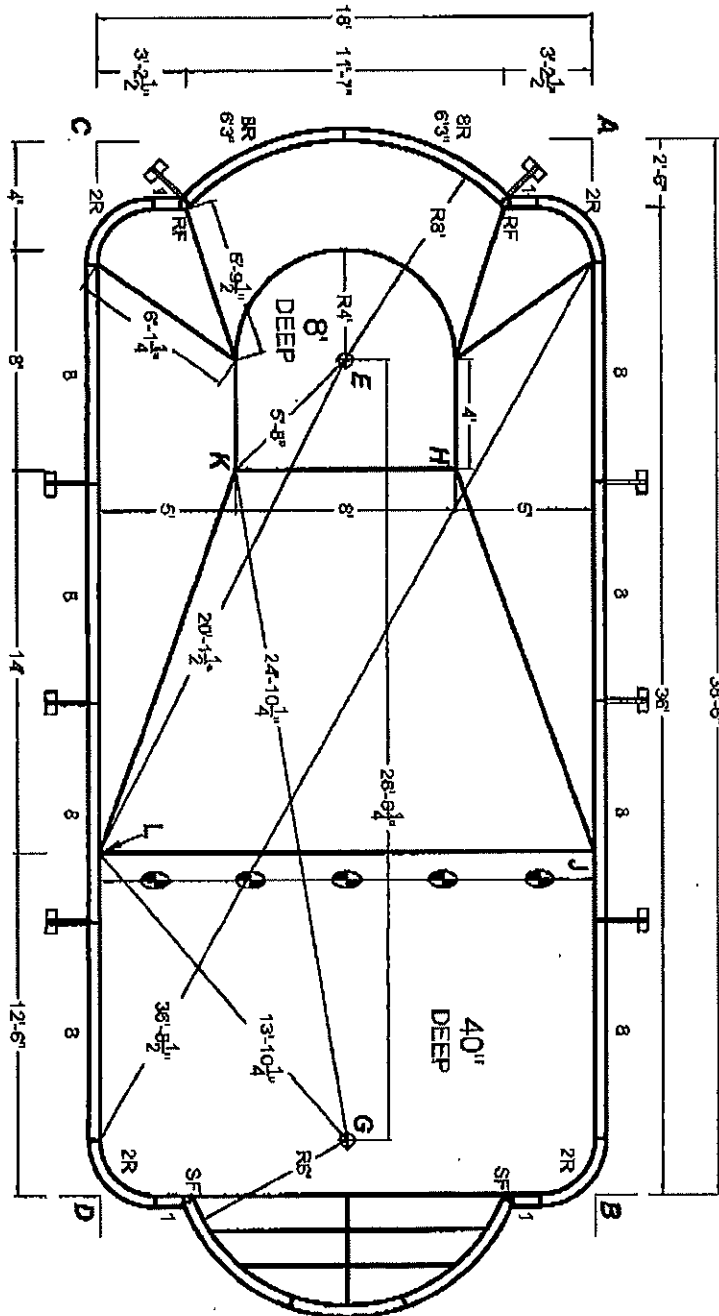


FROM A TO:	
D	42'-6"
E	12'-0 1/2"
G	37'-7 1/4"
H	13'
J	25'
K	17'-8 1/4"
L	31'-7 1/2"

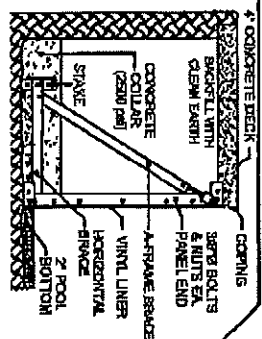
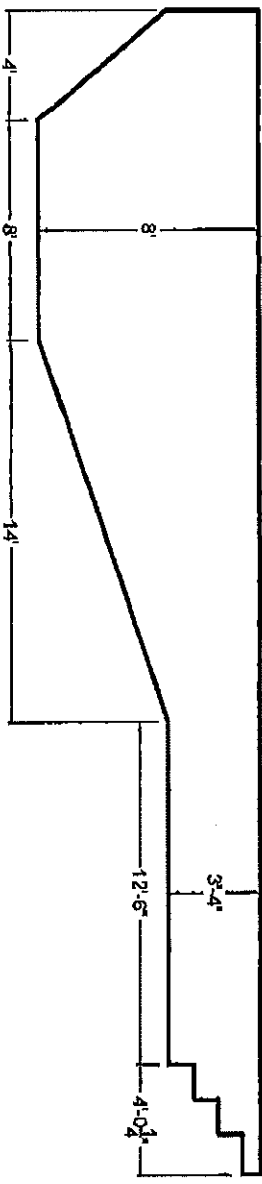
FROM B TO:	
C	42'-6"
E	31'-9 3/4"
G	9'-2 1/2"
H	25'-14 1/2"
J	12'-5"
K	29'-6 1/4"
L	21'-1 1/4"

FROM C TO:	
B	42'-6"
E	12'-0 1/2"
G	37'-7 1/4"
H	17'-8 1/4"
J	31'-7 1/2"
K	13'
L	25'

FROM D TO:	
A	42'-6"
E	31'-9 3/4"
G	9'-2 1/2"
H	29'-6 1/4"
J	21'-1 1/4"
K	25'-11 1/2"
L	12'-8"



RF-ROMAN END FILLER  
SF-RECTANGLE STAIR FILLER



**FILE NUMBER: 17020709**

Perimeter : ---

Surface Area : ---

Volume : ---

33 Wade Rd.  
Latham, NY 12110  
ph: 518-786-1200

THIS POOL CONFORMS TO CURRENT  
APSP/ANSI/ICC-5 2011 & APSP/ANSI/ICC-5 2015  
STANDARDS FOR RESIDENTIAL  
INGROUND SWIMMING POOLS

CUSTOMER SIGNATURE REQUIRED \_\_\_\_\_ DATE \_\_\_\_\_

DEALER NAME: \_\_\_\_\_

CUSTOMER NAME: \_\_\_\_\_

