

CASEWORK MCS CABINET BASE OPTION SCHEDULE			
DESIGN ID	COUNT	BASE OPTION	DESCRIPTION
11971	1	Other	CABINET - SINK OR ICE BIN - 15IN 380MM
11972	1	Other	CABINET - ESPRESSO - 24IN 610MM
12007	1	Other	CABINET - SINK OR ICE BIN - 24IN 610MM
12050	1	Box Base	CABINET - POS BRIDGE FOR SAFE - 22X27IN 560X685MM
12098	1	Box Base	CABINET - BREW GRIND - 24IN 610MM
12111	2	Box Base	CABINET - POS - 22IN 560MM

CW FINISH - NCS			
LOCATION	DESCRIPTION	FINISH CODE	COMMENTS
CONCEPT FINISH			
BACKBAR CASEWORK EXTERIOR	PLASTIC LAMINATE - AMBER HONEY W/ GRAIN	PL0013	
BACKBAR COUNTERTOPS	COMPOSITE - BLACK W/ FLECKS	CP0005	
BACKBAR STORAGE CUBBIES	PLASTIC LAMINATE - AMBER HONEY W/ GRAIN	PL0013	
BACKBAR TILE	TILE: MOTTLED ORANGE	12811	
BASE TILE	JACKSON NERO	11403	
CHAIR RAIL THROUGHOUT CAFE	FINISH TO MATCH WD0020	WD0020	
CONDIMENT CART BACKSPLASH	COMPOSITE - BLACK W/ FLECKS	CP0005	
CONDIMENT CART TOP	COMPOSITE - BLACK W/ FLECKS	CP0005	
CONDIMENT CART, ETAGERE, MERCH BAY EXTERIOR	PLASTIC LAMINATE - AMBER HONEY W/ GRAIN	PL0013	
ESPRESSO COUNTERTOPS	STAINLESS STEEL: #4 BRUSHED 16GA SST		
ESPRESSO FINISH PANELS	WOOD	WD0020	
ESPRESSO TOP CAP, LIVE EDGE	FINISH TO MATCH WD0020	WD0020	
ESPRESSO WING, HANDOFF FINISH PANELS	WOOD	WD0020	
FINISH PANEL TRIM	HOT ROLLED STEEL WITH MATTE SEALER		
FOOD CASE WALL CLADDING	WOOD	WD0020	
FRONTLINE EXTERIOR CLADDING	WOOD	WD0020	
POS, FRONTBAR COUNTERTOPS	COMPOSITE - BLACK W/ FLECKS	CP0005	
MISCELLANEOUS FINISH			
CORE CASEWORK INTERIOR	PLASTIC LAMINATE - ALMOND (ST655-S)		
EXPRESSO, POS, FRONTBAR CABINET BACK	PLASTIC LAMINATE - BLACK		
HAND SINK COUNTERTOP	STAINLESS STEEL - #4 BRUSHED 16GA SST		
OVER "BLACK" DUPLEX OUTLETS IN WAINSCOT, LOCATIONS	SWITCHPLATE - PART #4752-112-CD VENETIAN BRONZE		GC SUPPLIED
POS, FRONTBAR CABINET SIDE	PLASTIC LAMINATE - BLACK		

CASEWORK SCHEDULE - "C"				
DESIGN ID	COUNT	DESCRIPTION	RESP.	COMMENTS
12845	2	Light Valance Conceal Panel	VD	Light Valance Conceal Panel
13331	2	Merch Bay Unit	WH	Not provided by Casework vendor
CABINET				
11902	1	CABINET - UPPER CUBBY - 28X16X15IN 700X405X375MM	VD	
11971	1	CABINET - SINK OR ICE BIN - 15IN 380MM	VD	
11972	1	CABINET - ESPRESSO - 24IN 610MM	VD	
11977	9	CABINET - UPPER CUBBY - 24X16X21IN 610X405X535MM	VD	
12007	1	CABINET - SINK OR ICE BIN - 24IN 610MM	VD	
12050	1	CABINET - POS BRIDGE FOR SAFE - 22X27IN 560X685MM	VD	
12094	1	CABINET - CBS ICE BIN CORNER - 31IN 785MM	VD	
12098	1	CABINET - BREW GRIND - 24IN 610MM	VD	
12111	2	CABINET - POS - 22IN 560MM	VD	
X0200	2	CABINET - UPPER CUBBY - 13X16X21IN 330X405X535MM	VD	
CAFE				
11962	1	CONDIMENT CART TOP SOLID SURFACE - 59IN 1500MM	VD	
12008	1	CONDIMENT CART PAN - 38X11IN 965X280MM	VD	
12019	1	CONDIMENT CART BASE - 59IN 1500MM	VD	
12023	1	CONDIMENT CART SUGAR DISPENSER	VD	
12296	2	MERCH BAY UNIT BACK PANEL METAL MESH	WH	NOT PROVIDED BY CASEWORK VENDOR
13191	2	MERCH BAY UNIT END PANELS METAL MESH	WH	NOT PROVIDED BY CASEWORK VENDOR
COUNTERTOP				
11898	1	COUNTERTOP - ESPRESSO WING RINSE SINK STAINLESS - LH	VD	
12035	1	COUNTERTOP - POS SOLID SURFACE - 66IN 1675MM	VD	
12088	1	COUNTERTOP - ESPRESSO MAIN STAINLESS - LH	VD	
12120	1	COUNTERTOP - HANDOFF SOLID SURFACE - LH - 30X35IN 760X890MM	VD	
X0203	2	COUNTERTOP - CUSTOM TOP CAP SOLID SURFACE - FINISH TO MATCH CP0005	VD	PROVIDED BY CASEWORK VENDOR
X0205	1	COUNTERTOP - CBS SOLID SURFACE - LH	VD	
DIEWALL				
11908	1	DIEWALL - HANDOFF SUPPORT - LH - 31X19IN 795X490MM	VD	
12097	1	DIEWALL - ESPRESSO - LH - 121IN 3075MM	VD	
X0204	1	DIEWALL - ESPRESSO TOP CAP - LH - 121IN 3075MM	VD	LIVE EDGE
OTHER				
11155	2	ESPRESSO MACHINE PUMP MOUNT - 10X10IN 255X255MM	VD	
11885	1	POS CASH CORRAL DOUBLE - 40IN 1015MM	VD	OPTIONAL CASH CORRAL. DESIGN TO VERIFY IF REQUIRED.
12100	4	ESPRESSO COUNTERTOP SUPPORT LEG STAINLESS	VD	
12816	5	FRENCH CLEAT - VARIABLE TO 96IN 2440MM	VD	DESIGNER TO VERIFY QUANTITY. PROVIDE OVERALL LENGTH REQUIRED
PANEL				
11934	1	PANEL - ESPRESSO - LH - 121IN 3075MM	VD	
X0201	1	PANEL - POS - 66IN 1680MM	VD	

### CASEWORK PLAN NOTES

A. GENERAL CONTRACTOR TO NOTIFY STARBUCKS CONSTRUCTION MANAGER IMMEDIATELY IF A DISCREPANCY EXISTS BETWEEN CASEWORK SHOP DRAWINGS, SITE DIMENSIONS, CASEWORK PLAN OR ACTUAL CASEWORK FIXTURES. ALL DIMENSIONS TO BE TAKEN FROM DESIGNATED DATUM POINT.

B. STARBUCKS CONSTRUCTION MANAGER TO COORDINATE AND SCHEDULE CASEWORK DELIVERY DATE. GENERAL CONTRACTOR TO CONFIRM CASEWORK DELIVERY DATE WITH CASEWORK MANUFACTURER 4 WEEKS AND 1 WEEK PRIOR TO SCHEDULED DATE OF DELIVERY.

C. STARBUCKS CONTRACTS DIRECTLY WITH CASEWORK VENDOR TO SUPPLY CASEWORK LISTED IN CASEWORK SCHEDULE, UNLESS OTHERWISE NOTED.

D. REFER TO CASEWORK INSTALLATION MANUAL PROVIDED BY CASEWORK VENDOR FOR COMPLETE INSTALLATION INSTRUCTIONS.

E. ALL CASEWORK BASE UNITS SHALL BE SET ON 1/4" (6MM) NON-ABSORBENT PLASTIC SHIMS PROVIDED BY CASEWORK VENDOR.

F. SEE WALL FINISH PLAN FOR LOCATION, TAGGING, AND FINISH SCHEDULES OF APPLIED WALL TREATMENTS.

G. INSTALL OVEN STAINLESS STEEL COUNTERTOP AND BASE CABINET WITH 1/2" (10MM) GAP BETWEEN ADJACENT COUNTERTOPS.

H. SEE REFLECTED CEILING PLAN FOR CASEWORK SOFFIT LOCATIONS.

### SHEET NOTES

- DO NOT CAULK TRASH RINGS TO COUNTERTOPS.
- CAULK AND SEAL ALL SEAMS BETWEEN STAINLESS STEEL COUNTERTOPS USING DOW CORNING BRAND #732 AND MULTI PURPOSE SEALANT.
- GENERAL CONTRACTOR TO CAULK WHERE COUNTERTOP MEETS FOOD CASE. SEAL VOID WITH HEALTH DEPARTMENT APPROVED CAULKING.



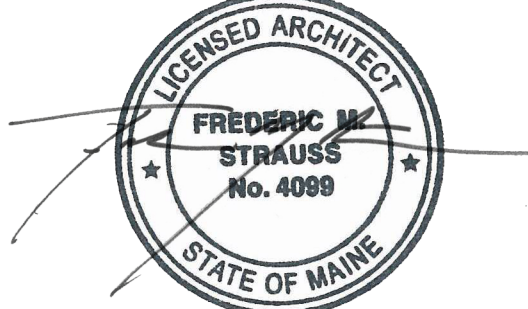
**STARBUCKS COFFEE COMPANY**  
2401 UTAH AVENUE SOUTH  
SEATTLE, WASHINGTON 98134  
(206) 318-1575

THESE DRAWINGS AND SPECIFICATIONS ARE CONFIDENTIAL AND SHALL REMAIN THE SOLE PROPERTY OF STARBUCKS CORPORATION, WHICH IS THE OWNER OF THE COPYRIGHT IN THIS WORK. THEY SHALL NOT BE REPRODUCED (IN WHOLE OR IN PART), SHARED WITH THIRD PARTIES OR USED IN ANY MANNER ON OTHER PROJECTS OR EXTENSIONS TO THIS PROJECT WITHOUT THE PRIOR WRITTEN CONSENT OF STARBUCKS CORPORATION. THESE DRAWINGS AND SPECIFICATIONS ARE INTENDED TO EXPRESS DESIGN INTENT FOR A PROTOTYPICAL STARBUCKS STORE (WHICH IS SUBJECT TO CHANGE AT ANY TIME) AND DO NOT REFLECT ACTUAL SITE CONDITIONS. NEITHER PARTY SHALL HAVE ANY OBLIGATION NOR LIABILITY TO THE OTHER (EXCEPT STATED ABOVE) UNTIL A WRITTEN AGREEMENT IS FULLY EXECUTED BY BOTH PARTIES.

**T P G**  
ARCHITECTURE

**TPG Architecture, LLP**  
360 Park Avenue, South, New York, New York 10010  
212 768 0800 212 768 1597 fax  
www.tpgarchitecture.com

Frederic M. Strauss



ME License No. 4099  
Architect of Record

Revision Schedule			
Rev	Date	By	Description

PROJECT NAME:  
**NORTHGATE PLAZA**

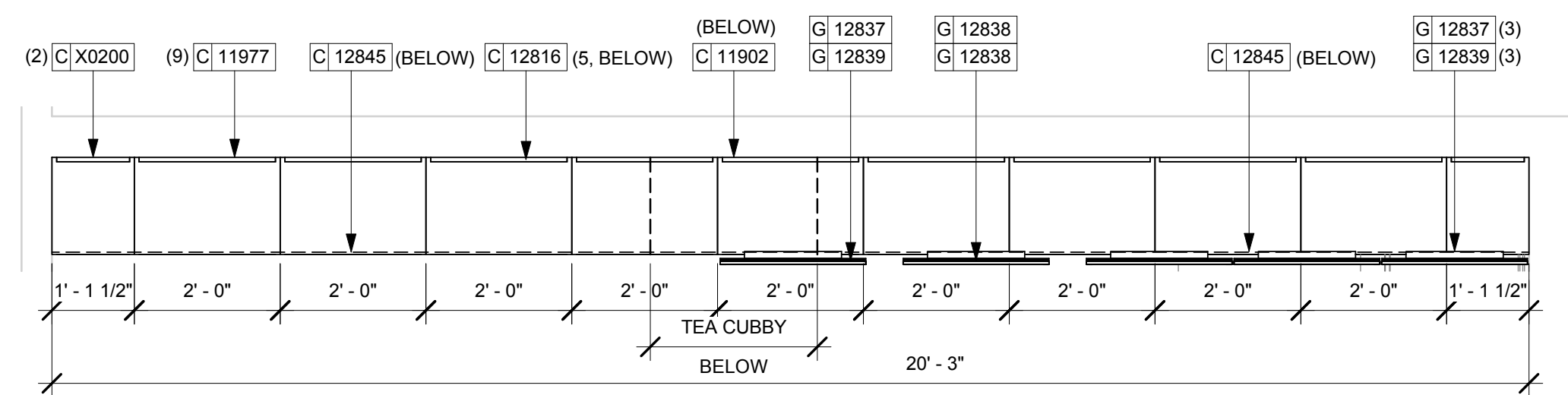
PROJECT ADDRESS:  
**91 AUBURN STREET,  
PORTLAND ME 04103**

STORE #: 2830  
PROJECT #: 22764-021  
CONCEPT:  
PALETTE:  
ISSUE DATE: 12/19/2013  
DESIGN MANAGER: Eta Kliger  
LEED® AP:  
PRODUCTION DESIGNER: AH  
CHECKED BY: Allison Stadnyck

SHEET TITLE:  
**CASEWORK PLAN**

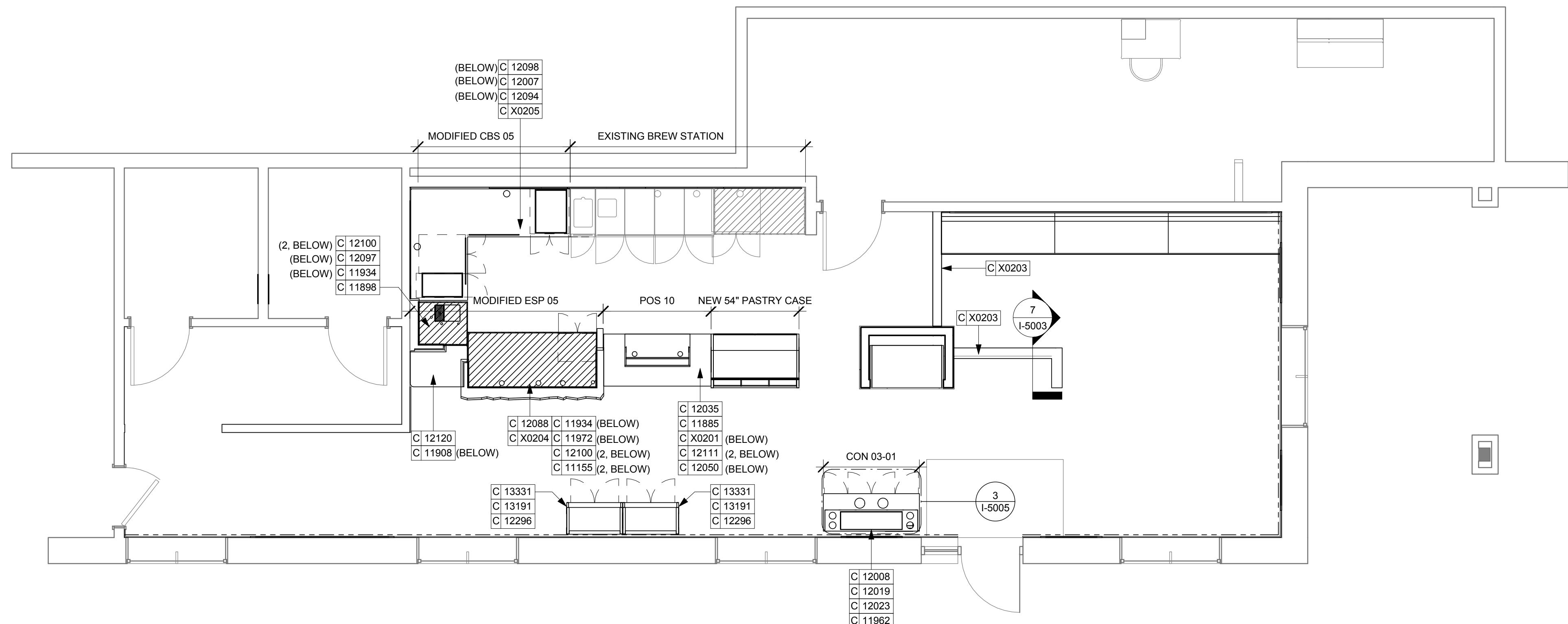
SCALE: As indicated

SHEET NUMBER:  
**I-1107**



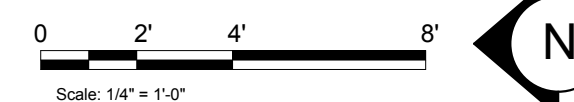
**2 UPPER CASEWORK PLAN**

Scale: 1/2" = 1'-0"



**1 1ST FLOOR - CASEWORK PLAN**

Scale: 1/4" = 1'-0"



### CASEWORK PLAN LEGEND

- INDICATES CHAIR RAIL
- ▨ INDICATES STAINLESS STEEL (SST) COUNTERTOP
- INDICATES SOLID SURFACE (SS) COUNTERTOP