


**WALL LEGEND:**

- LOW STUD PARTITION
- EXISTING PARTITION TO REMAIN
- NEW PARTITION

**FIXTURES:**

- FIXTURE TO RECEIVE OUTLET
- COMMUNICATION JACK w/ LETTER INDICATING TYPE: T=TELEPHONE, P=P.O.S., D=DATA, I=INTERCOM, PF=POWER FAILURE
- AD/REBATE BASKET RACK
- SHOPPING BASKET HOLDER
- FIXTURE SUPPLIED BY OTHERS
- EMPLOYEE LOCKERS
- COAT RACK
- MOP ORGANIZER
- OPTIONAL 7 DRAW FILE FOR R<sub>x</sub>
- SECURITY CASE
- EMPTY TRAY AREA 4' x 4' AREA MIN.
- SHELVING MANUFACTURER
- LOZIER (EXISTING)
- FIRE EXTINGUISHER
- 84"x13" UNIT FOR PEG MERCHANDISE
- WALS
- 48"x18" SHELVING w/ TITLE INDICATING USE, ABBREVIATED ITEMS LISTED BELOW: B.O.=BACKROOM ORGANIZER, O.S.=OVERSTOCK
- BOTTLE/CAN RETURN 4' x 4' AREA MIN.
- NEW UNIBEY FIXTURE
- EXISTING UNIBEY FIXTURE
- HANGING SIGN TRIANGLE
- HANGING HALLMARK SIGN
- UPPER DECK STORAGE SYSTEM
- 8'-0"x3'-6" HEAVY DUTY PALLET RACKS



**MINUTE CLINIC: CONSTRUCTION SCOPE OF WORK**

**REST ROOMS: (TYP. REFURBISHED)**

- INSTALL ALL NEW FINISHES PER MINUTE CLINIC SPEC.
- CLEAN AND SANITIZE ALL EXISTING REST ROOM FIXTURES.

**RETAIL: (MODIFIED)**

- INSTALL MINUTE CLINIC LOGO AT VESTIBULE
- REMOVE/RELOCATE EXISTING RETAIL FIXTURES AS SHOWN ON NEW MERCHANDISE PLAN.
- REMOVE/RELOCATE EXISTING HANGING GRAPHICS AND HARDWARE AS REQUIRED.
- COORDINATE WITH P.M.
- PATCH/REPAIR EXISTING CARPET AND VINYL BASE AS REQUIRED AT AREAS OF WORK.
- PATCH/PREPARE EXISTING WALLS FOR NEW FINISH AT AREA OF WORK.
- INSTALL BLOCKING FOR NEW MINUTE CLINIC PLASMA/LCD SCREEN AND SIGN-IN TABLE AS SHOWN. COORDINATE BLOCKING WITH MOUNTING HARDWARE MANUFACTURER AND CVS PROJECT MANAGER.
- INSTALL NEW WALL FINISHES PER PLAN.
- INSTALL NEW HANGING GRAPHICS AND HARDWARE AS SHOWN.
- INSTALL NEW ELECTRICAL OUTLETS PER PLAN.
- INSTALL NEW MINUTE CLINIC LCD SCREEN AND SIGN-IN TABLE AS SHOWN.
- INSTALL NEW CEILING IN AREA WHICH WILL BECOME MINUTE CLINIC WAITING AREA; INSTALL (1) NEW LIGHTING FIXTURE.

**RECEIVING: (MODIFIED)**

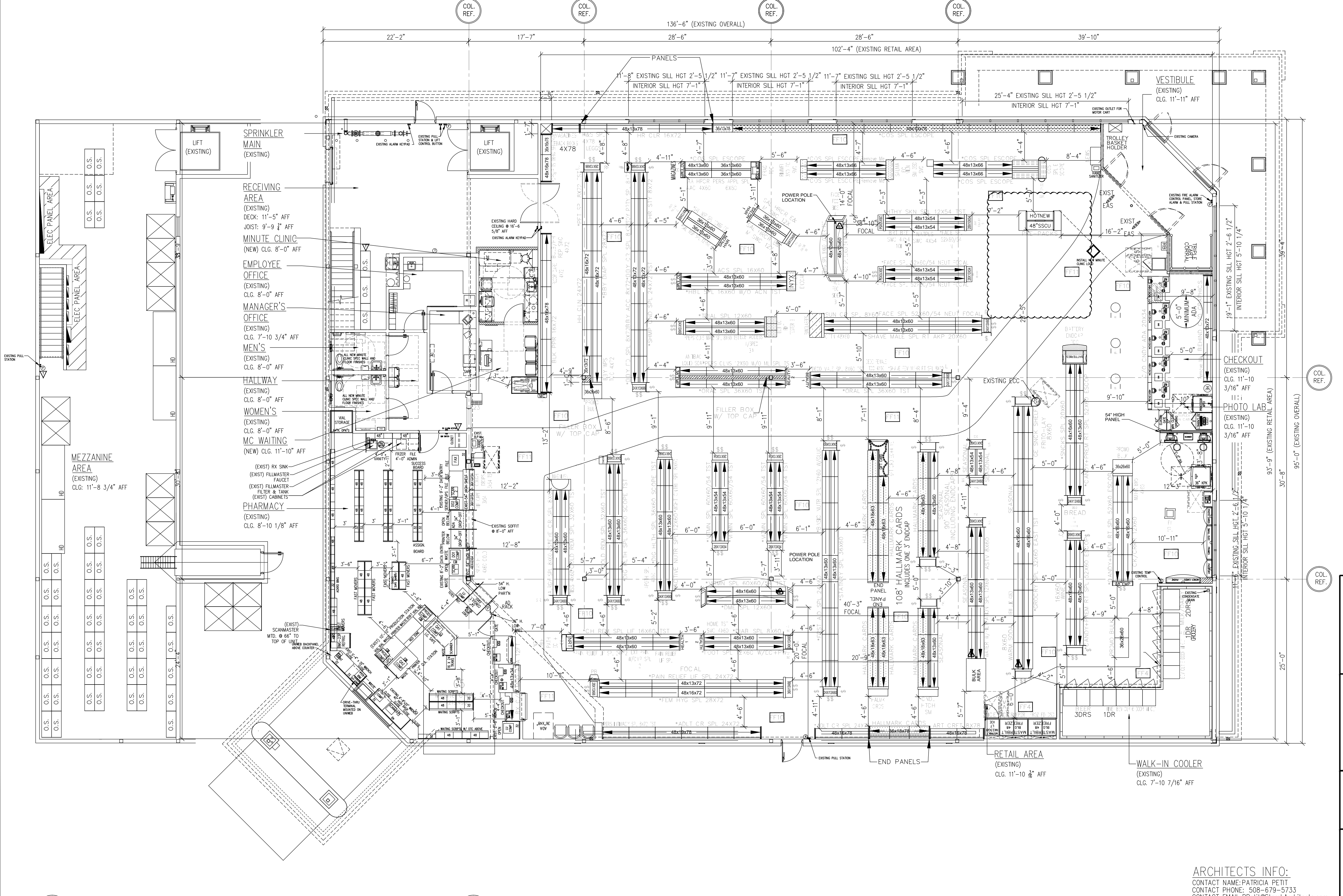
- REMOVE PORTION OF RECEIVING/RETAIL WALL AND ENCLOSED UTILITIES TO 8' AS REQUIRED FOR CONSTRUCTION OF MINUTE CLINIC (MATCH R<sub>x</sub> VALANCE HEIGHT)
- RELOCATE OVERSTOCK SHELVING AS REQUIRED
- REMOVE WALL FINISHES IN LOCATION OF NEW MINUTE CLINIC
- RELOCATE LIGHTING, GAS LINE AND DUCTWORK IN AREA OF NEW WORK
- PATCH/REPAIR FLOOR AS REQUIRED TO INSTALL NEW MINUTE CLINIC FLOOR FINISHES
- CONSTRUCT 48" HIGH CHICKEN WIRE WALL ABOVE MC CEILING

**MINUTE CLINIC: (NEW)**

- INSTALL NEW HVAC SUPPLY AND DIFFUSER; TIE INTO EXISTING DUCTWORK
- INSTALL NEW MINI SPLIT HVAC AS SHOWN
- INSTALL NEW SPRINKLER HEADS AS SHOWN
- INSTALL NEW ACoustic CEILING TILE AND GRID AT 8'-0" A.F.F. AS SHOWN.
- INSTALL NEW MINUTE CLINIC DOOR, FRAME AND HARDWARE AS SHOWN.
- CONSTRUCT NEW WALLS AS SHOWN
- INSTALL NEW WALL FINISHES PER PLAN.
- INSTALL NEW VINYL TILES AND BASE AS SHOWN.
- INSTALL NEW RECESSED PARABOLIC LIGHT FIXTURES AS SHOWN.
- INSTALL NEW COUNTERS AND CABINETS AS SHOWN.
- INSTALL NEW PATIENT CHAIR IN MINUTE CLINIC AS SHOWN.
- INSTALL NEW NURSE'S CHAIR IN MINUTE CLINIC AS SHOWN.
- INSTALL NEW MINUTE CLINIC DOOR, FRAME AND HARDWARE AS SHOWN.
- INSTALL NEW COAT HOOK AS SHOWN.
- INSTALL NEW ELECTRICAL, PHONE, AND DATA OUTLETS AND WIRING PER PLAN.
- INSTALL NEW ALARM/CALL BUTTON AS SHOWN.
- INSTALL NEW MINUTE CLINIC SINK AND REQUIRED PLUMBING AS SHOWN TIE INTO EXISTING PLUMBING AND WASTE.
- ADD MUZAK SPEAKER WITH VOLUME CONTROL ABOVE WAITING AREA

**RESTROOMS: (MODIFY)**

- INSTALL NEW ADA DOOR CLOSERS
- REMOVE ALL COMPONENTS AND ACCESSORIES AS REQUIRED TO REMOVE EXISTING FLOOR AND WALL FINISHES. REFER TO DRAWINGS FOR ITEMS TO BE REUSED.
- REMOVE FLOOR FINISH
- REMOVE WALL FINISH TO STUDS AS REQUIRED FOR WALL BOARD AND TILE INSTALLATION
- INSTALL NEW REQUIRED BLOCKING
- INSTALL NEW MINUTE CLINIC SPEC WALL AND FLOOR FINISHES
- INSTALL NEW PROTOTYPICAL THRESHOLD
- RELOCATE/REINSTALL EXISTING MIRRORS, GRAB BARS, LAVS, SOAP DISPENSERS, KOALAS, DOUBLE TP DISPENSERS, TRASH CANS AND TOILET SEAT COVER DISPENSERS AND EMERGENCY LIGHTING.
- RELOCATE COAT HOOKS TO WALL



**2 EXISTING MEZZ. PLAN**  
F-1 SCALE: 1/8" = 1'-0"

**1 MERCHANDISE PLAN**  
F-1 SCALE: 1/8" = 1'-0"

**STORE AREA CALCULATIONS**

TOTAL STORE AREA: 12,732 S.F.	PHARMACY: 1,072 S.F.	RECEIVING AREA: 726 S.F.
RETAIL AREA w/ R <sub>x</sub> : 10,790 S.F.	SERVICE AREA: 906 S.F.	MEZZANINE: 1,771 S.F.

**ARCHITECTS INFO:**  
CONTACT NAME: PATRICIA PETTI  
CONTACT PHONE: 508-679-5733  
CONTACT EMAIL: PPetti@StarckArchitects.com

**STORE NUMBER: 0329**  
**LOCATION: 111 AUBURN ST PORTLAND, ME**  
**SPECIAL PROJECT TYPE: MINUTE CLINIC**  
**LAYOUT COORDINATOR: PRELIM- SCOTT MACKENZIE-6-22-15-X401-770-2772**

**MERCHANDISING CHANGES:**  
CLOUDED PLANOGRAMS (AND FIXTURES, IF APPLICABLE) REPRESENT WORK TO BE DONE FOR THIS PROJECT.

**THE FOLLOWING MERCHANDISE MOVES WILL BE REQUIRED TO BE IMPLEMENTED BY STORE SET-UP PERSONNEL (OR DSD VENDORS IF APPLICABLE):**

- REMOVE 8 L/F OF WALL FIXTURES (TISSUE).

**OMITTED DEPARTMENTS:**  
N/A


**FIXTURE CHANGES:**  
N/A

**PLANOGRAMS TO BE SENT TO STORE:**  
AS CLOUDED




**STORE NUMBER: 0329**  
111 AUBURN STREET  
PORTLAND, ME 04103  
**PROJECT TYPE: MINUTE CLINIC**  
**DEAL TYPE:**

**CS PROJECT NUMBER: 089586**  
**CAP CODE NUMBER: 00078**



**WILLIAM STARCK ARCHITECTS, INC.**  
126 COVE STREET  
FALL RIVER, MASSACHUSETTS 02720  
TEL: 508-679-5733  
FAX: 508-672-8556  
E-MAIL: STARCK@STARCKARCHITECTS.COM  
WEBSITE: WWW.STARCKARCHITECTS.COM



**CONSULTANT:**

**REVISIONS:**

**PROJECT MANAGER:** MHA  
**LAYOUT COORD.** SAM  
**PROJECT ARCHITECT:** WSA  
**PLANNING MGR.** NS  
**DRAWING BY:** PP  
**DATE:** 07/13/15  
**DRAWING SCALE:** AS NOTED  
**TITLE:**

**MERCHANDISE PLAN**  
**SHEET NUMBER:**  
**F-1**  
**COMMENTS:**