DEMOLITION LEGEND:

- WALL TO REMAIN
- WALL TO BE REMOVED
- VALANCE TO REMAIN
- VALANCE TO BE REMOVED
- FLOOR FINISH TO BE REMOVED

DEMOLITION NOTES (FLOOR PLAN)

1. VERIFY ALL WORK AND MEASUREMENTS IN FIELD BETWEEN PROJECT MANAGER AND GENERAL CONTRACTOR PRIOR TO ANY WORK BEING DONE.
2. CONTRACTOR SHALL PATCH AND PAINT ALL DAMAGED WALLS AS REQUIRED.

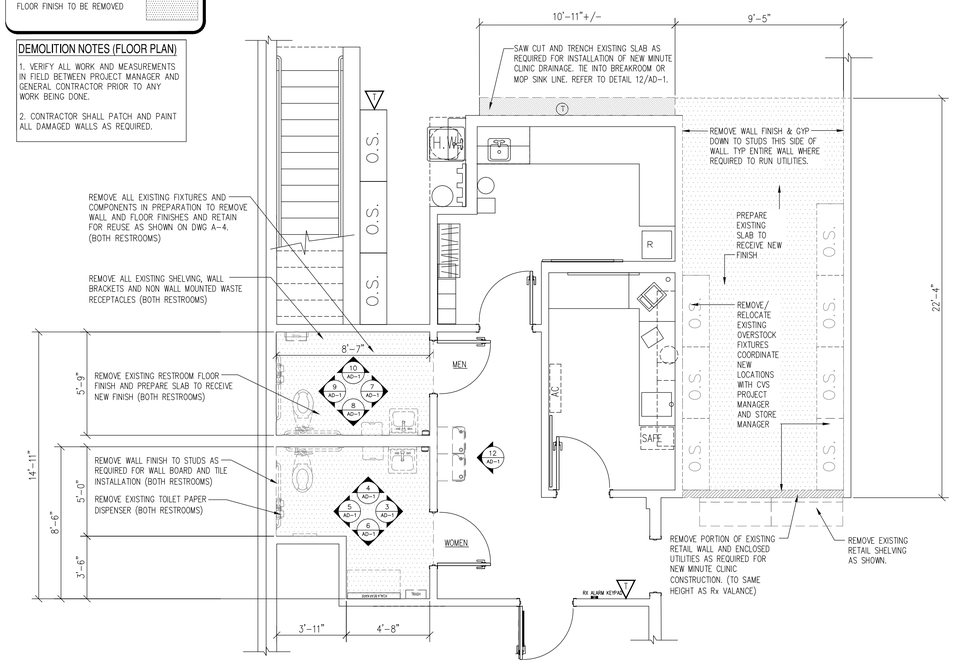

1 / AD-1 EMPLOYEE/ RECEIVING AREA PLAN - EXISTING
SCALE: 1/4" = 1'-0"

CEILING DEMO LEGEND

E - EXISTING
R - REMOVE IN ENTIRETY - CAP & TAG ELECTRICAL
ER - EXISTING TO BE RELOCATED

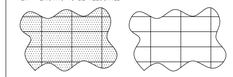

DEMOLITION NOTES (CEILING PLAN)

1. VERIFY ALL WORK AND MEASUREMENTS IN FIELD BETWEEN PROJECT MANAGER AND GENERAL CONTRACTOR PRIOR TO ANY WORK BEING DONE.
2. IF NECESSARY* RELOCATE ANY RETAIL AREA LIGHTING FIXTURES, SECURITY CAMERAS, DIFFUSERS UNITS ETC. TO ACCOMMODATE NEW CEILING LAYOUT.

SPRINKLER HEAD NOTES:

1. INSTALL NEW/RELOCATE SPRINKLER HEADS AS SHOWN IN MC AREA. TIE INTO EXISTING MAIN SPRINKLER LINE. DROP OR RAISE HEADS AS NEEDED FOR NEW LOCATIONS.
2. THE SPRINKLER HEAD LAYOUT SHOWN IS AN APPROXIMATION IS INTENDED ONLY TO PROVIDE AN UNDERSTANDING OF THE SCOPE OF WORK.
3. CONTRACTOR TO VERIFY REQUIRED SPRINKLER PIPE SIZES AND PROVIDE ENGINEERED SPRINKLER DRAWINGS AS REQUESTED BY LOCAL CODE OFFICIALS.
4. ALL SPRINKLER WORK SHALL ADHERE TO ANY AND ALL APPLICABLE CODES AND ORDINANCES.

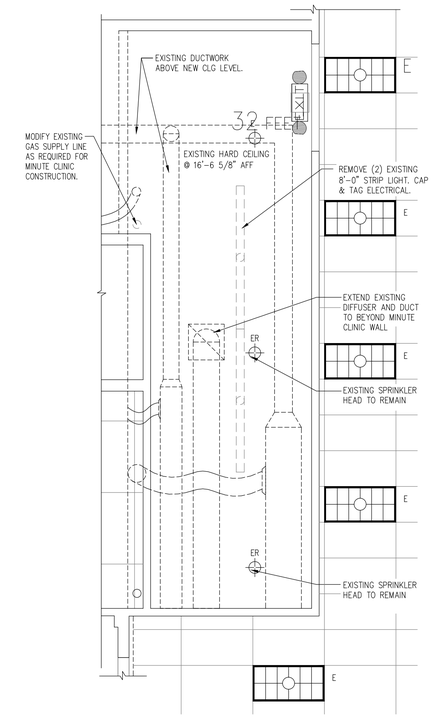

2 / AD-1 EMPLOYEE/RETAIL AREA CEILING PLAN - EXISTING
SCALE: 1/4" = 1'-0"

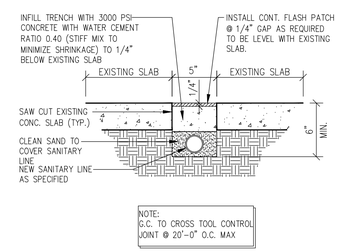

NOTE:
G.C. TO CROSS TOOL CONTROL JOINT @ 20'-0" O.C. MAX

12 / AD-1 TRENCHING DETAIL
SCALE: N.T.S.

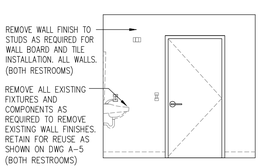

3 / AD-1 WOMEN'S RESTROOM - EXISTING
SCALE: 1/4" = 1'-0"

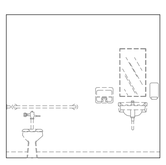

4 / AD-1 WOMEN'S RESTROOM - EXISTING
SCALE: 1/4" = 1'-0"

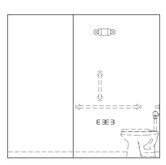

5 / AD-1 WOMEN'S RESTROOM - EXISTING
SCALE: 1/4" = 1'-0"



6 / AD-1 WOMEN'S RESTROOM - EXISTING
SCALE: 1/4" = 1'-0"

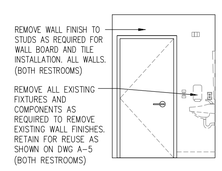

7 / AD-1 MEN'S RESTROOM - EXISTING
SCALE: 1/4" = 1'-0"

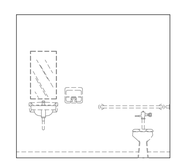

8 / AD-1 MEN'S RESTROOM - EXISTING
SCALE: 1/4" = 1'-0"

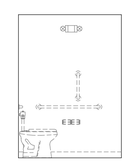

9 / AD-1 MEN'S RESTROOM - EXISTING
SCALE: 1/4" = 1'-0"

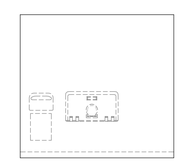

10 / AD-1 MEN'S RESTROOM - EXISTING
SCALE: 1/4" = 1'-0"

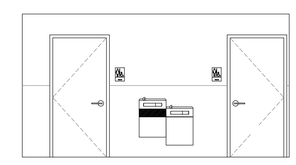

11 / AD-1 EMPLOYEE HALLWAY - EXISTING
SCALE: 1/4" = 1'-0"

1/4" = 1'-0"
0 2 4 8 16 32 FEET

CVS pharmacy

STORE NUMBER: 0329
111 AUBURN STREET
PORTLAND, ME 04103
PROJECT TYPE: MINUTE CLINIC
DEAL TYPE:
CS PROJECT NUMBER: 089586
CAP CODE NUMBER: 00078

WILLIAM STARCK ARCHITECTS, INC.
126 COVE STREET
FALL RIVER, MASSACHUSETTS 02720
TEL. 508.679.5733
FAX: 508.672.8556
E-MAIL: STARCK@STARCKARCHITECTS.COM
WEBSITE: WWW.STARCKARCHITECTS.COM

SEAL:
LICENSED ARCHITECT WILLIAM C. STARCK 3346 STATE OF MAINE

CONSULTANT:

REVISIONS:

PROJECT MANAGER:	MHA
LAYOUT COORD.	SAM
PROJECT ARCHITECT:	WSA
PLANNING MGR.	LS
DRAWING BY:	PP
DATE:	07/13/15
DRAWING SCALE:	AS NOTED

TITLE: DEMOLITION PLANS AND ELEVATIONS

SHEET NUMBER: AD-1

COMMENTS: