


STORE NUMBER: 0329

111 AUBURN STREET  
PORTLAND, ME 04103


PROJECT TYPE: MINUTE CLINIC  
DEAL TYPE:

CS PROJECT NUMBER: 089586  
CAP CODE NUMBER: 00078



**WILLIAM STARCK  
ARCHITECTS, INC.**

126 COVE STREET  
FALL RIVER, MASSACHUSETTS 02720  
TEL: 508.679.5733  
FAX: 508.672.8556  
E-MAIL: STARCK@STARCKARCHITECTS.COM  
WEBSITE: WWW.STARCKARCHITECTS.COM



CONSULTANT:

REVISIONS:

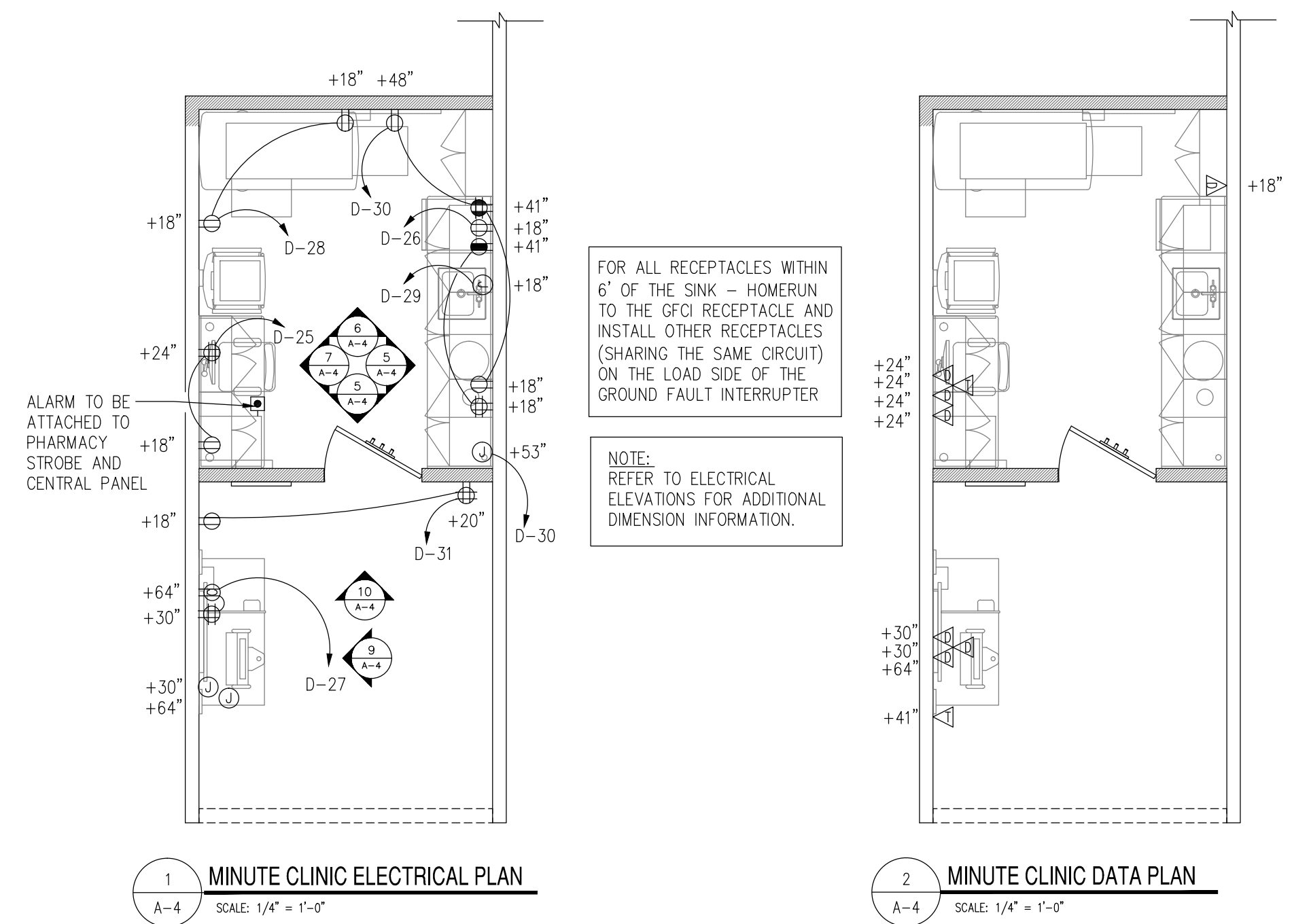

PROJECT MANAGER: MHA  
LAYOUT COORD. SAM  
PROJECT ARCHITECT: WSA  
PLANNING MGR. LS  
DRAWING BY: PP  
DATE: 07/13/15  
DRAWING SCALE: AS NOTED  
TITLE:

**ELECTRICAL PLANS  
ELEVATIONS & DETAILS**

SHEET NUMBER:

**A-4**

COMMENTS:



NOTE: PROVIDE HOSPITAL GRADE WIRING, RECEPTACLES AND SWITCHES FOR THE "MINUTE CLINIC". INSTALL WIRING AND DEVICES IN ACCORDANCE WITH NEC ARTICLE 517.

NOTE: REFER TO ELECTRICAL ELEVATIONS FOR ADDITIONAL DIMENSION INFORMATION.

NOTE: REFER TO LOW VOLTAGE SPEC MANUAL (REDBOOK) FOR ADDITIONAL INFORMATION.

**SYMBOL LEGEND (THIS SHEET ONLY)**

MOUNTING HEIGHT IS FROM FINISHED FLOOR TO CENTERLINE OF DEVICE OR OUTLET. HEIGHT MAY VARY TO CONCORD WITH BUILDING CONSTRUCTION.

SYMBOL	DESCRIPTION	MOUNTING HEIGHT
⊕	DUPLEX RECEPTACLE OUTLET	AS NOTED
⊕	GROUND FAULT INTERRUPTER DUPLEX RECEPTACLE OUTLET	AS NOTED
⊕	RECESSED CLOCK RECEPTACLE OUTLET	AS NOTED
⊕	GROUND FAULT INTERRUPTER QUAD RECEPTACLE OUTLET	AS NOTED
⊕	QUAD RECEPTACLE OUTLET	AS NOTED
⊕	TELEPHONE OUTLET. PROVIDE 1 - 1" C. (WITH PULLWIRE) TO 6" ABOVE SUSPENDED CEILING. REFER TO TELEPHONE WIRING DIAGRAM FOR FURTHER INFORMATION.	AS NOTED
⊕	DATA	AS NOTED
⊕	PUSH BUTTON	AS NOTED
⊕	JUNCTION BOX W/ COVERPLATE - WALL MOUNTED	AS NOTED

NOTE: UNLESS OTHERWISE NOTED ALL OUTLETS & J-BOXES TO BE LOCATED 18" A.F.F. COLOR OF RECEPTACLES TO BE "WHITE". REVIEW ELECTRICAL NOTES TO VERIFY CONDITIONS PER ELECTRICAL LEGEND.

**PANELBOARD D (EXISTING)**

NOTE: PANEL FOR LOAD INFORMATION ONLY, CIRCUIT ON EXISTING BUILDING PANEL.

VOLTAGE: 208Y/120 V, 3 PHASE, 4 WIRE

No	SERVES	LOAD (KVA)					BRKR	TRIP
		LTG	RCPT	MTR	A/C	HTG		
25	MC RECEPTACLE	0.5					20	1
26	MC RECEPTACLE	0.7					20	1
27	MC LIGHTING	0.3					20	1
28	MC RECEPTACLE	0.4					20	1
29	MC INSTAT. WATER HEATER				4.2		20	2
30	COMPUTER/ LCD MONITOR	0.5					20	1
31	RECEPTACLE	0.5					20	1
32	MC RECEPTACLE	0.7					20	1
33	AHU-1 & CU-1			1.8			20	1

\* PROVIDE "LOCK OFF" OPTION  
\*\* PROVIDE 30/1/NF WEATHER PROOF DISCONNECT SWITCH

NOTE: ALL CIRCUITS ABOVE MUST BE ON A DEDICATED CIRCUIT AND LABELED.

