




STARBUCKS COFFEE COMPANY
 2401 UTAH AVENUE SOUTH
 SEATTLE, WASHINGTON 98134
 (206) 318-1575

THESE DRAWINGS AND SPECIFICATIONS ARE CONFIDENTIAL AND SHALL REMAIN THE SOLE PROPERTY OF STARBUCKS CORPORATION, WHICH IS THE OWNER OF THE COPYRIGHT IN THIS WORK. THEY SHALL NOT BE REPRODUCED (IN WHOLE OR IN PART), SHARED WITH THIRD PARTIES OR USED IN ANY MANNER ON OTHER PROJECTS OR EXTENSIONS TO THIS PROJECT WITHOUT THE PRIOR WRITTEN CONSENT OF STARBUCKS CORPORATION. THESE DRAWINGS AND SPECIFICATIONS ARE INTENDED TO EXPRESS DESIGN INTENT FOR A PROTOTYPICAL STARBUCKS STORE (WHICH IS SUBJECT TO CHANGE AT ANYTIME) AND DO NOT REFLECT ACTUAL SITE CONDITIONS. NEITHER PARTY SHALL HAVE ANY OBLIGATION NOR LIABILITY TO THE OTHER (EXCEPT STATED ABOVE) UNTIL A WRITTEN AGREEMENT IS FULLY EXECUTED BY BOTH PARTIES.

T | P | G
ARCHITECTURE

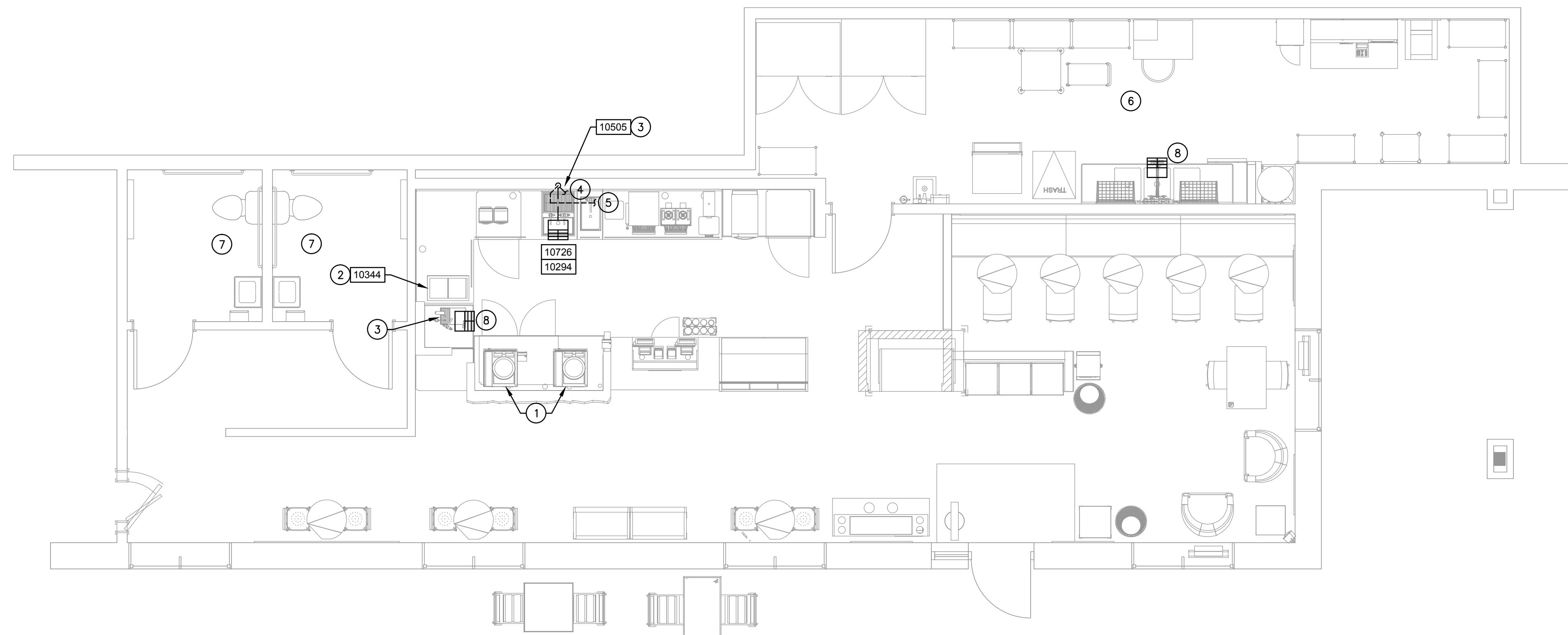
TPG Architecture, LLP
 360 Park Avenue, South, New York, New York 10010
 212 768 0800 212 768 1597 fax
 www.tpgarchitecture.com

Richard L. Lucio, PE



ME License No. 11638
 Engineer of Record

Revision Schedule			
Rev	Date	By	Description



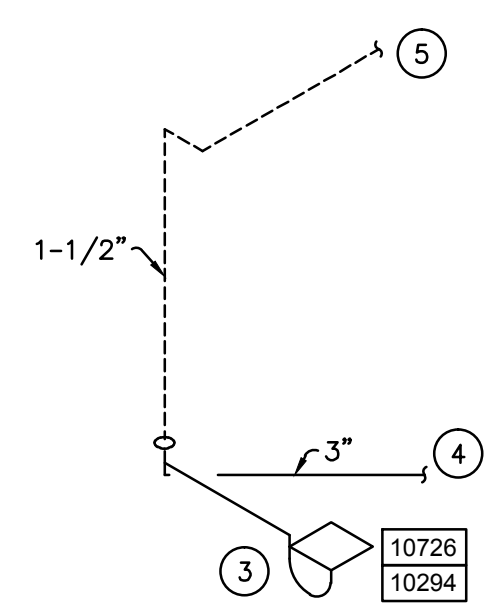
1 PLUMBING WASTE PLAN
 1/4" = 1'-0"

PLUMBING WASTE NOTES

- A. SEE PLUMBING SPECIFICATIONS FOR FURTHER REQUIREMENTS.
- B. ALL PLUMBING LINES TO BE ROUTED SUCH THAT THEY ARE NOT VISIBLE TO CUSTOMERS EXCEPT WHERE FIRST APPROVED BY STARBUCKS AT EXPOSED CEILING AREAS.
- C. REFER TO MANUFACTURER SPECIFICATIONS FOR LOCATION OF CONNECTIONS UNLESS OTHERWISE NOTED.
- D. COORDINATE WITH ELECTRICAL CONTRACTOR FOR POWER CONNECTION TO ALL PLUMBING EQUIPMENT.
- E. DIMENSIONS ARE TO FINISH FACE UNLESS OTHERWISE NOTED.
- F. REFER TO DETAIL SHEETS FOR PLUMBING FITTINGS LOCATED IN CASEWORK.
- G. WHEN BUNDLING SEVERAL INDIRECT WASTE LINES TO DRAIN INTO A FLOOR SINK, A UNISTRUT IS REQUIRED FOR SECURING AND BRACING ALL LINES ABOVE THE DRAIN.
- H. FURNISH & INSTALL ALL NEEDED INDIRECT DRAINS PER CODE (NOT ALL SHOWN). INSTALL DRAINS AT 2% SLOPE WHERE POSSIBLE WITHOUT DIPS OR SAGS. ALL INDIRECT DRAINS SHALL RUN SEPARATELY FROM EACH OTHER TO INDIRECT DRAIN RECEPTOR AND SHALL TERMINATE WITH AN AIR GAP PER CODE.
- I. FURNISH & INSTALL WALL CLEANOUTS AT ALL SINKS AND AS NEEDED AND PER CODE (NOT ALL SHOWN).
- J. PAINT ALL NEW AND EXISTING EXPOSED PIPING PER THE ARCHITECTURAL SHEETS.
- K. INSULATE ICE BIN DRAINAGE PIPES PER THE REQUIREMENTS ON THE PLUMBING SPECIFICATION SHEET.
- L. FURNISH AND INSTALL A COMPLETE AND OPERATING SYSTEM. ALL ITEMS ARE NOT NECESSARILY SHOWN.
- M. PLUMBING CONTRACTOR RESPONSIBLE FOR SITE INVESTIGATION PRIOR TO START OF WORK TO REVEAL FULL SCOPE OF WORK.
- N. SEE SHEET P-112 FOR PLUMBING FIXTURE SCHEDULE & SPECIALTY EQUIPMENT SCHEDULE.
- O. ANY EXISTING FLOOR DRAINS, FLOOR SINKS, OR PLUMBING FIXTURES NOT INDICATED ON PLANS TO REMAIN SHALL BE REMOVED WITH ALL RELATED WASTE AND VENT PIPING BACK TO MAIN AS REQUIRED.

SHEET NOTES #

- 1. EXISTING ESPRESSO MACHINE TO BE RELOCATED TO SHOWN LOCATION. INSTALL FEMALE PIPE THREAD FROM ESPRESSO MACHINE DRAIN TRAY TO INDIRECT DRAIN AT FLOOR SINK.
- 2. 1" INDIRECT INSULATED DRAIN LINE FROM ICE BIN DROP TO FLOOR SINK.
- 3. 1-1/2" INDIRECT DRAIN FROM SINK TO FLOOR SINK.
- 4. TIE INTO EXISTING BUILDING SANITARY WASTE. VERIFY EXACT LOCATION, INVERTS AND REQUIREMENTS ON SITE.
- 5. TIE INTO BUILDING VENT THROUGH ROOF. VERIFY EXACT LOCATION AND REQUIREMENTS ON SITE.
- 6. FIXTURES AND EQUIPMENT IN WORKROOM EXISTING TO REMAIN UNLESS OTHERWISE NOTED. CLEAN AND LEAVE FIXTURE IN LIKE NEW CONDITION. VERIFY ALL CONNECTIONS FOR WATER TIGHT SEAL.
- 7. FIXTURES AND EQUIPMENT IN RESTROOM EXISTING TO REMAIN. CLEAN AND LEAVE FIXTURES IN LIKE NEW CONDITION. VERIFY ALL CONNECTIONS FOR WATER TIGHT SEAL.
- 8. APPROXIMATE LOCATION OF EXISTING FLOOR SINK TO REMAIN. VERIFY EXACT LOCATION IN FIELD.



2 PLUMBING WASTE & VENT RISER
 NO SCALE

PROJECT NAME:
NORTHGATE PLAZA
 PROJECT ADDRESS:
**91 AUBURN STREET,
 PORTLAND ME 04103**

STORE #: 2830
 PROJECT #: 22764-021
 HEI PROJECT #: R13-1646.004
 CONCEPT:
 PALETTE:
 ISSUE DATE: 9/19/2013
 DESIGN MANAGER: Eta Kliger
 LEED® AP:
 PRODUCTION DESIGNER: AH
 DRAWINGS BY: KAH/CDS/RLI

SHEET TITLE:
PLUMBING WASTE PLAN

SCALE: As indicated

SHEET NUMBER:
P-1113

HALLBERG ENGINEERING
 Mechanical/Electrical Consulting Engineers
 1750 Commerce Court
 White Bear Lake, MN 55110
 (651) 748-1100 • Fax (651) 748-9370