

**City of Portland, Maine - Building or Use Permit Application**  
 389 Congress Street, 04101 Tel: (207) 874-8703, Fax: (207) 874-8716

Permit No: 04-1116	Issue Date: 08/04/04	CBL: 375 E001001
-----------------------	-------------------------	---------------------

Location of Construction: 32 Auburn St	Owner Name: Libby Ruth	Owner Address: 252 Virginia St	Phone:
Business Name:	Contractor Name: Bob Dawloski	Contractor Address: 90 Continental Dr Portland 274 551	Phone: 2077973772
Lessee/Buyer's Name	Phone:	Permit Type: Alterations - Commercial	Zone: B-1

Past Use: Dairy Treats	Proposed Use: Dairy Treats / add walk in freezer	Permit Fee: \$120.00	Cost of Work: \$11,000.00	CEO District: 5
Proposed Project Description: add walk in freezer		FIRE DEPT: <input checked="" type="checkbox"/> Approved <input type="checkbox"/> Denied	INSPECTION: Use Group: U Type: n/h Cooler 10/6/04 Signature: [Signature]	
		PEDESTRIAN ACTIVITIES DISTRICT (P.A.D.) Action: <input type="checkbox"/> Approved <input type="checkbox"/> Approved w/Conditions <input type="checkbox"/> Denied Signature: [Signature] Date:		

Permit Taken By: Idobson	Date Applied For: 08/04/2004	<b>Zoning Approval</b>
-----------------------------	---------------------------------	------------------------

1. This permit application does not preclude the Applicant(s) from meeting applicable State and Federal Rules. 2. Building permits do not include plumbing, septic or electrical work. 3. Building permits are void if work is not started within six (6) months of the date of issuance. False information may invalidate a building permit and stop all work..	Special Zone or Reviews <input type="checkbox"/> Shoreland <input type="checkbox"/> Wetland <input type="checkbox"/> Flood Zone <input type="checkbox"/> Subdivision <input checked="" type="checkbox"/> Site Plan - exempt Applied for Maj <input type="checkbox"/> Minor <input type="checkbox"/> MM <input type="checkbox"/> Date: [Signature] 8/9/04	Zoning Appeal <input type="checkbox"/> Variance <input type="checkbox"/> Miscellaneous <input type="checkbox"/> Conditional Use <input type="checkbox"/> Interpretation <input type="checkbox"/> Approved <input type="checkbox"/> Denied Date:	Historic Preservation <input checked="" type="checkbox"/> Not in District or Landmark <input type="checkbox"/> Does Not Require Review <input type="checkbox"/> Requires Review <input type="checkbox"/> Approved <input type="checkbox"/> Approved w/Conditions <input type="checkbox"/> Denied Date: [Signature]
--	--	--	---

**CERTIFICATION**

I hereby certify that I am the owner of record of the named property, or that the proposed work is authorized by the owner of record and that I have been authorized by the owner to make this application as his authorized agent and I agree to conform to all applicable laws of this jurisdiction. In addition, if a permit for work described in the application is issued, I certify that the code official's authorized representative shall have the authority to enter all areas covered by such permit at any reasonable hour to enforce the provision of the code(s) applicable to such permit.

SIGNATURE OF APPLICANT	ADDRESS	DATE	PHONE
RESPONSIBLE PERSON IN CHARGE OF WORK, TITLE		DATE	PHONE

DISPLAY THIS CARD ON PRINCIPAL FRONTAGE OF WORK

# CITY OF PORTLAND

BUILDING INSPECTION

## PERMIT

Permit Number: 041116

Please Read Application And Notes, If Any, Attached

This is to certify that Libby Ruth/Bob Dawloski

has permission to add walk in freezer

AT 32 Auburn St

375 E001001

provided that the person or persons, firm or corporation accepting this permit shall comply with all of the provisions of the Statutes of Maine and of the ordinances of the City of Portland regulating the construction, maintenance and use of buildings and structures, and of the application on file in this department.

Apply to Public Works for street line and grade if nature of work requires such information.

Notification of inspection must be given and work on permit in progress before this building or part thereof is opened or closed-in. **HEAVY NOTICE IS REQUIRED.**

A certificate of occupancy must be procured by owner before this building or part thereof is occupied.

**OTHER REQUIRED APPROVALS**

Fire Dept. [Signature]

Health Dept. \_\_\_\_\_

Appeal Board \_\_\_\_\_

Other \_\_\_\_\_  
Department Name

[Signature]  
Director - Building Inspection Services

**PENALTY FOR REMOVING THIS CARD**

# ELECTRICAL PERMIT

## City of Portland, Me.



*Com*

To the Chief Electrical Inspector, Portland Maine:  
 The undersigned hereby applies for a permit to make electrical installations in accordance with the laws of Maine, the City of Portland Electrical Ordinance, National Electrical Code and the following specifications:

Date 3/21/01  
 Permit # 1345  
 CBL# 375 R001

LOCATION: 32 Auburn Street METER MAKE & # \_\_\_\_\_  
 CMP ACCOUNT # \_\_\_\_\_ OWNER \_\_\_\_\_  
 TENANT \_\_\_\_\_ PHONE # \_\_\_\_\_

OUTLETS	Receptacles	Switches	Smoke Detector	TOTAL EACH FEE
				.20
FIXTURES	Incandescent /0	Fluorescent	Strips 2	.20 2.40
SERVICES	Overhead	Underground	TTL AMPS <800	15.00
	Overhead	Underground	>800	25.00
Temporary Service	Overhead	Underground	TTL AMPS	25.00
METERS	(number of)			25.00
MOTORS	(number of)			1.00
RESID/COM	Electric units			2.00
HEATING	oil/gas units	Interior	Exterior	1.00
APPLIANCES	Ranges	Cook Tops	Wall Ovens	5.00
	Insta-Hot	Water heaters	Fans	2.00
	Dryers	Disposals	Dishwasher	2.00
	Compactors	Spa	Washing Machine	2.00
	Others (denote)			2.00
MISC. (number of)	Air Cond/win			3.00
	Air Cond/cent		Pools	10.00
	HVAC	EMS	Thermostat	5.00
	Signs			10.00
	Alarms/res			5.00
	Alarms/com			15.00
	Heavy Duty(CRKT)			2.00
	Circus/Carnv			25.00
	Alterations			5.00
	Fire Repairs			15.00
	E Lights			1.00
	E Generators			20.00
PANELS	Service	Remote	Main	
TRANSFORMER	0-25 Kva			4.00
	25-200 Kva			5.00
	Over 200 Kva			8.00
				10.00
	MINIMUM FEE/COMMERCIAL 45.00			TOTAL AMOUNT DUE
	INSPECTION: Will be ready _____ or will call _____			MINIMUM FEE 35.00

75.00

CONTRACTORS NAME DANIEL TURNER MASTER LIC. # MS 6000 3702  
 ADDRESS 105 SIMMONS ROAD S. PORTLAND LIMITED LIC. # \_\_\_\_\_  
 TELEPHONE 799-8712

SIGNATURE OF CONTRACTOR *Daniel Turner*

**City of Portland, Maine - Building or Use Permit**

389 Congress Street, 04101 Tel: (207) 874-8703, Fax: (207) 874-8716

Permit No: 04-1116	Date Applied For: 08/04/2004	CBL: 375 E001001
-----------------------	---------------------------------	---------------------

Location of Construction: 32 Auburn St	Owner Name: Libby Ruth	Owner Address: 252 Virginia St	Phone:
Business Name:	Contractor Name: Bob Dawloski	Contractor Address: 90 Continental Dr Portland	Phone (207) 797-3772
Lessee/Buyer's Name	Phone:	Permit Type: Alterations - Commercial	

Proposed Use: Dairy Treats / add walk in freezer	Proposed Project Description: add walk in freezer
---	--

Dept: Zoning      Status: Approved      Reviewer: Marge Schmuckal      Approval Date: 08/09/2004  
 Note:      Ok to Issue:

Dept: Building      Status: Approved with Conditions      Reviewer: Mike Nugent      Approval Date: 10/06/2004  
 Note:      Ok to Issue:   
 1) Accoustical screening method as submitted 10/6/04, must be tested and approved prior to use of the unit. The owner has been advised that he proceeds at his own risk and if the unit exceeds the dB level in the Zone, modifications must be made and the unit cannot be used.

Dept: Fire      Status: Approved      Reviewer: Lt. MacDougal      Approval Date: 08/11/2004  
 Note:      Ok to Issue:

Dept: Historical      Status: Approved      Reviewer: Deborah Andrews      Approval Date: 10/06/2004  
 Note:      Ok to Issue:

**Comments:**  
 8/19/2004-mjn: The submissions show that the dB level of the proposed equipment violates the 55 dB limit at the lot line  
 8/19/2004-gg: Received site plan exemption. Attached to permit. /gg

Post it	Date	# of pages
Fax Note R7673	10/6/04	1
To MIKE NEUGENT		
Fax# 874-8716		
From BOB PAULOSKI		
Phone# 207 282-1521		



344 Riverside Street  
 Portland, ME 04103  
 Phone: (207) 775-6512  
 Fax: (207) 774-3384

Customer Name: Matt

Expiration Date: 12/31/2004 Location: Portland

Basics			
Customer Name:	Matt PAULOSKI (AT SW)	Main phone:	749-1150
Customer#		FAX phone:	
Street address:		Contact:	
City, State Zip		Job Name:	


QTY	Product Code	Price	Line Total
	54"x48"x54" x40' high		\$1680.00
	2'x2' bent angle frame		\$0.00
	bbc-14 curtain panels w/ grommets across top edges , mating *(exterior grade) vertical velcro, and a corner seal.		
	bb-rp *(silicone) roof panel		\$0.00
	(2) *side vent baffles.		\$0.00
	freight		\$200.00
			\$0.00
			\$0.00
			\$0.00
			\$0.00
			\$0.00
			\$0.00
			\$0.00
			\$0.00
			\$0.00
			\$0.00
			\$0.00
			\$0.00
		TOTAL	\$1,880.00

AT KAMCO

Jack Supple  
 10/05/2004


# All Purpose Building Permit Application

If you or the property owner owes real estate or personal property taxes or user charges on any property within the City, payment arrangements must be made before permits of any kind are accepted.

Location/Address of Construction: <u>LJB'S DAIRY TREATS, 32 AUBURN ST., PORTLAND, ME 04103</u>		
Total Square Footage of Proposed Structure <u>72 SQ FT (6 FT X 12 FT)</u>	Square Footage of Lot <u>14,490 SQ FT</u>	
Tax Assessor's Chart, Block & Lot Chart#            Block#            Lot# <u>375                E                1</u>	Owner: <u>BRENDA G. PAWLOSKI</u>	Telephone: <u>H 797-6252</u> <u>W 797-4133</u>
Lessee/Buyer's Name (If Applicable)	Applicant name, address & telephone: <u>BOB PAWLOSKI</u> <u>90 CONTINENTAL DR. PORT.</u> <u>H 797-6252 W 282-1521</u>	Cost Of Work: \$ <u>11,000 EST</u>  Fee: \$ <u>120.-</u>
Current use: <u>SOFT SERVE ICE CREAM SHOP</u>		
If the location is currently vacant, what was prior use: _____		
Approximately how long has it been vacant: _____		
Proposed use: <u>SOFT SERVE ICE CREAM SHOP</u>		
Project description: <u>ADD A WALK-IN FREEZER.</u>		
		
Contractor's name, address & telephone: <u>BOB PAWLOSKI, 90 CONTINENTAL DR, 797-6252 FREEZER</u> <u>KERLEY ELECTRICAL, RIVERSIDE ST. 797-3772 FOR ELECTRICAL PORTION</u>		
Who should we contact when the permit is ready: <u>BOB PAWLOSKI</u>		
Mailing address: <u>90 CONTINENTAL DR</u> <u>PORTLAND, ME 04103</u>		
We will contact you by phone when the permit is ready. You must come in and pick up the permit and review the requirements before starting any work, with a Plan Reviewer. A stop work order will be issued and a \$100.00 fee if any work starts before the permit is picked up.      PHONE: _____		

**IF THE REQUIRED INFORMATION IS NOT INCLUDED IN THE SUBMISSIONS THE PERMIT WILL BE AUTOMATICALLY DENIED AT THE DISCRETION OF THE BUILDING/PLANNING DEPARTMENT, WE MAY REQUIRE ADDITIONAL INFORMATION IN ORDER TO APPROVE THIS PERMIT.**

*I hereby certify that I am the Owner of record of the named property, or that the owner of record authorizes the proposed work and that I have been authorized by the owner to make this application as his/her authorized agent. I agree to conform to all applicable laws of this jurisdiction. In addition, if a permit for work described in this application is issued, I certify that the Code Official's authorized representative shall have the authority to enter all areas covered by this permit at any reasonable hour to enforce the provisions of the codes applicable to this permit.*

Signature of applicant: 	Date: <u>8/3/04</u>
---	---------------------

**This is NOT a permit, you may not commence ANY work until the permit is issued.  
If you are in a Historic District you may be subject to additional permitting and fees with the  
Planning Department on the 4<sup>th</sup> floor of City Hall**

**City of Portland, Maine - Building or Use Permit**

389 Congress Street, 04101 Tel: (207) 874-8703, Fax: (207) 874-8716

Permit No: 04-1116	Date Applied For: 08/04/2004	CBL: 375 E001001
-----------------------	---------------------------------	---------------------

Location of Construction: 32 Auburn St	Owner Name: Libby Ruth	Owner Address: 252 Virginia St	Phone:
Business Name:	Contractor Name: Bob Dawloski	Contractor Address: 90 Continental Dr Portland	Phone (207) 797-3772
Lessee/Buyer's Name	Phone:	Permit Type: Alterations - Commercial	

Proposed Use: Dairy Treats / add walk in freezer	Proposed Project Description: add walk in freezer
---	--

Dept: Zoning Note:	Status: Approved	Reviewer: Marge Schmuckal	Approval Date: 08/09/2004 Ok to Issue: <input checked="" type="checkbox"/>
Dept: Building Note:	Status: Pending	Reviewer: Mike Nugent	Approval Date: Ok to Issue: <input type="checkbox"/>
Dept: Fire Note:	Status: Approved	Reviewer: Lt. MacDougal	Approval Date: 08/11/2004 Ok to Issue: <input checked="" type="checkbox"/>

**Comments:**  
08/19/2004-mjn: The submissions show that the dB level of the proposed equipment violates the 55 dB limit at the lot line

# BUSH REFRIGERATION

1700 Admiral Wilson Blvd.  
Camden, NJ 08109  
800-220-2874  
Fax 856-963-0770

Submitted to: Libs Dairy Treats	Other Phone: Fax
Contact: Bob Pawloski	Job Address:
Address:	City, State, Zip:
City, State, Zip: Portland, ME 04103	Job Phone:
Phone: 207-282-1521	Date: July 16, 2004

### EXPANDABLE WALK-IN STORAGE FREEZER

- EQUIPMENT:
- One (1) Expandable Walk-In Storage Freezer  
\*Exterior Dimensions: 6'10" x 12'6" x 7'10" high with camlock ceilings and stainless steel floor
  - One (1) 2.5 horsepower, low-temp, air-cooled, outdoor condensing unit, R-404a, with sight glass, drier, pressure control, crankcase heater, low ambient fan cycling control, weatherhood, defrost timer, and 15' precharged line
  - One (1) matching 3-fan electric defrost evaporator coil with expansion valve, solenoid valve and thermostat
  - One (1) hinged, access door with light and switch  
Dimensions: 34" x 78" high
  - One (1) dial thermometer
  - 5" CFC free urethane foamed-in-place insulation, R-40
  - Exterior finish: Galvanized steel
  - Interior finish: Galvanized steel

ELECTRIC: Customer is responsible for all electrical hook-up. This consists of a \_\_\_ amp, 230v. A.C., \_\_\_\_\_ phase disconnect box located within 5 feet of compressor location with 8 feet of wire for compressor hook-up, and a 15 amp, 230v. A.C. electric line with a safety switch and sufficient wire to reach the top center of freezer for evaporator coil hook-up and storage compartment light. It is also necessary to run a control wire between the evaporator coil and the condensing unit.

DRAINAGE: Customer is responsible for drainage hook-up.

\*Actual Dimensions may vary, if critical, notify Bush Refrigeration.



# BUSH REFRIGERATION

**WARRANTY:**

One (1) year on parts  
Five (5) years on compressor  
Ten (10) years on panels

Bush Refrigeration strives to use the best quality parts and systems available. We reimburse your warranty claims quickly. However, product loss remains a potential occurrence with all commercial refrigeration. If product loss occurs, we will not reimburse these expenses. Please discuss this coverage with your insurance carrier.

Replacement parts are available to you in an even exchange for faulty parts covered by your warranty. If you purchase parts from your local service person, we will reimburse you our cost for said part(s).

Any service to be provided under these warranties must be paid to the service personnel by the customer and Bush Refrigeration will reimburse the customer to the extent allowed under these warranties and agreed to, in advance, by Bush personnel. The customer may not deduct service bills from any monies owing and due to Bush Refrigeration, Inc.

# BUSH REFRIGERATION

**INSTALLATION:** Your equipment will be delivered by a common carrier. You must inspect crates and/or boxes for damage before signing for shipment. (note any damage on freight bill). You are responsible for the unloading (which means removing equipment from truck to ground) and installation of your equipment.

**NOTE:** Regardless of the care and precautions taken by us, damage can occur in shipping. The common carrier is responsible for such damage. It is your responsibility to report and/or be responsible for damage which is caused by the common carrier. You must immediately report any freight damage to the carrier. All boxes and packing materials should be saved as they, along with the damaged merchandise, will need to be inspected by the freight company before a claim is resolved. If you have any questions, please call Bush Refrigeration.

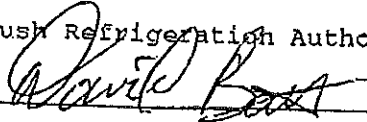
<b>PRICE:</b>	\$8,550.00	(Includes shipping)
<b>TERMS:</b>	\$4,275.00	DEPOSIT IS PAYABLE BY CHECK, DUE WITH SIGNED CONTRACT.
	\$4,275.00	BALANCE IS PAYABLE BY CHECK, DUE BEFORE SHIPPING OF EQUIPMENT.

**NOTE:** PLEASE MAKE CHECKS PAYABLE TO BUSH REFRIGERATION.

### Acceptance of Contract:

The above prices and specifications are satisfactory and are hereby accepted. Cancellation of contract will subject customer to a restocking charge of 25% to 50% of the entire contract price.

Bush Refrigeration Authorization:



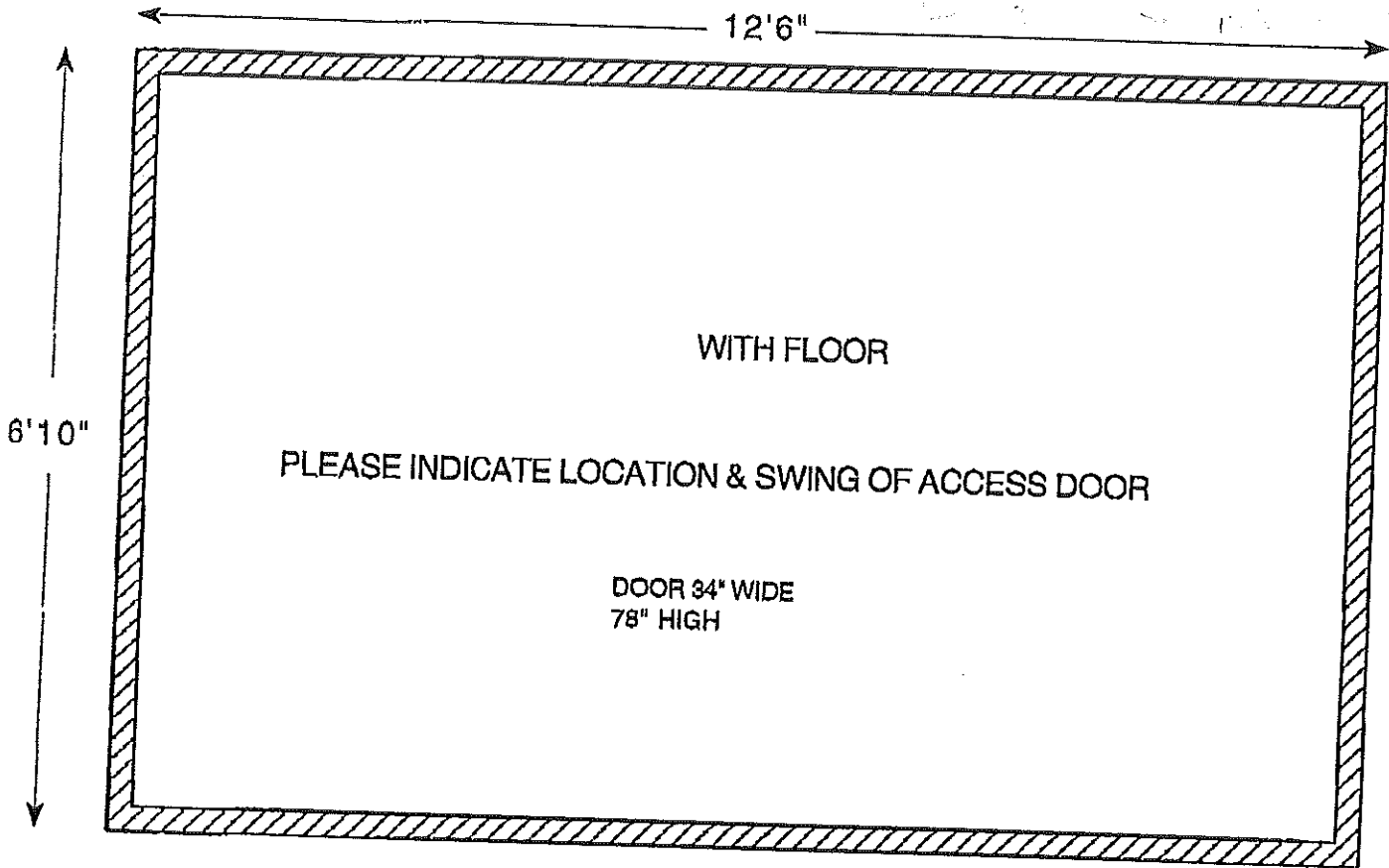
Date: July 16, 2004

Customer Authorization:

Date: \_\_\_\_\_



# BUSH REFRIGERATION SKETCH APPROVAL FORM



Job Name: **LIBS DAIRY TREATS**

Equipment: **6'10" x 12'6" x 7'10" Walk-In Storage Freezer**

Sales Person: **Dave Barnett**

Customer Acceptance: \_\_\_\_\_ Date: \_\_\_\_\_

Please sign this copy and keep a copy for your-self, we can not build your unit until we have your OK. Please indicate your approval by signing this form.

## EXPRESS WARRANTY

A Limited Express Warranty, subject to terms and conditions, covers all refrigeration units sold by Bush Refrigeration, Inc. hereunder, such warranty shall provide as follows:

- A. One Year for Parts (excluding glass shelves and lamps)  
 B. Five Years for Compressor.
1. The Warranty period shall begin on the date of delivery of the unit to the jobsite as described on the purchase contract. A delay in installation or the putting into service of said unit would not postpone the start of the warranty period.
  2. Due to handling of the unit, under normal circumstances, unit can take 48 to 120 hours for the temperature to regulate. Bush Refrigeration, Inc. does not recommend putting product into the unit during this time frame.
  3. The Warranty is subject to compliance with certain requirements, which shall include but not be limited to:
    - a) The power source must be maintained so as to provide the power specified by electrical specifications of the unit.
    - b) The unit must be taken out of service immediately, if it malfunctions in any way.
    - c) The unit must not be used for any purpose other than that which was specified at the time of purchase.
    - d) The specified air or water flow to the condensing unit must be maintained at all times while the unit is in operation.
    - e) The cabinet access door must not be permitted to remain open for extended periods of time.
    - f) The condenser coil must be cleaned as often as necessary to prevent buildup of foreign materials, which will impede or block the required airflow.
    - g) The unit must not be altered or moved from the original place of installation at the job site or moved to another job site.
    - h) The unit must not be subject to abuse in any way.
    - i) Failure to notify Bush Refrigeration of the service problem, prior to repairing, voids Bush from being held responsible for paying the claim.
    - j) Any defective parts or invoices must be returned to Bush Refrigeration within 30 days of the date of service.
    - k) All returns must have a clearly marked return authorization number.
4. EXPRESS WARRANTIES

- a) PARTS WARRANTY - Bush Refrigeration, Inc. will replace any existing parts, except those excluded below, to your unit, during the period of 1 year from the date of delivery. Defective parts must be returned to Bush Refrigeration, Inc. within 30 days, and be accompanied by a return authorization number.
- b) COMPRESSOR WARRANTY - The compressor is warranted for 5 years from the date of delivery and subject to the servicing and replacement procedure indicated below.
- c) WARRANTY EXCLUSION - Bush Refrigeration, Inc. hereby specifies that there are certain conditioned and/or items which are excluded, but not limited to the following, as listed below:
  1. Bush Refrigeration Inc. under no circumstances shall be responsible for any loss of any type of product, including, but not limited to any flower, plant and/or foodstuff loss or loss of business, due to any defect, delay or malfunction of any equipment. Moreover, Bush Refrigeration, Inc. shall not be responsible for any damage or economic loss resulting from fire, flood, civil disorder, earthquake or any other event not covered under the enclosed warranty.
  2. Under the parts warranty above, the light bulbs and glass shelves are specifically excluded and these parts are the sole responsibility of the buyer.

\* PLEASE NOTE THE FOLLOWING EXCLUSIONS UNDER "C" COMPRESSOR WARRANTY: FILTERS/DRYER AND STARTING COMPONENTS SHOULD BE CONSIDERED PARTS. THEY ARE NOT COVERED AFTER A 1-YEAR PERIOD WHEN A COMPRESSOR IS REPLACED.

\* PLEASE NOTE THE FOLLOWING EXCLUSIONS UNDER "D," WARRANTY EXCLUSIONS: FREON IS NEVER CONSIDERED A PART. IT IS NOT COVERED UNDER ANY PORTION OF THE BUSH REFRIGERATION, INC. EXPRESS WARRANTY.

Bush Refrigeration, Inc. and buyer specifically understand and acknowledge that there are no warranties, either expressed or implied hereunder other than the warranties which are specifically stated herein, and that said buyer shall rely on no other assertions, representation or statements, other than are specifically expressed in this warranty and/or attached purchase agreement, or expressed in writing, signed by a duly authorized agent of Bush Refrigeration, Inc. Warranties are non-transferable, unless previous written consent has been provided from Bush Refrigeration, Inc.

Signature: \_\_\_\_\_

Date: \_\_\_\_\_

Bush Refrigeration Copy



**FAX PAGE**

**THANK YOU FOR ORDERING FROM BUSH REFRIGERATION  
FAX TO BUSH REFRIGERATION AT 1(856) 963-0770**

Please print the following information:

Business Name: \_\_\_\_\_

Street Address: \_\_\_\_\_

City, State, Zip: \_\_\_\_\_

Phone # \_\_\_\_\_

Fax # \_\_\_\_\_

Bank Name: \_\_\_\_\_

Bank Phone # \_\_\_\_\_

Branch: \_\_\_\_\_

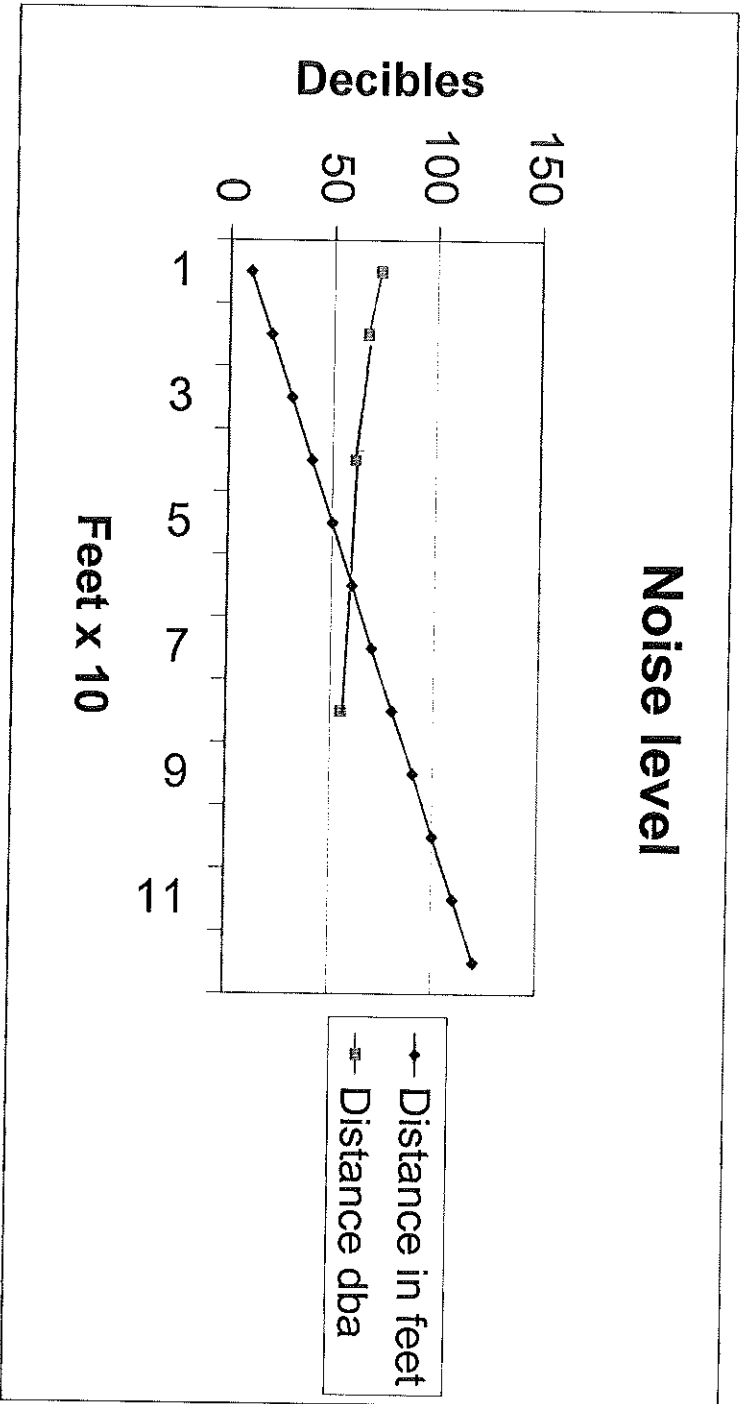
Street Address: \_\_\_\_\_

City, State Zip: \_\_\_\_\_

**PLEASE TAPE CHECK HERE AND FAX TO:**

**1(856) 963-0770**

Distance in feet	dba
10	73
20	67
30	
40	61
50	
60	
70	
80	55
90	
100	
110	
120	



Distance in feet	dba
10	73
20	67
30	
40	61
50	
60	
70	
80	55

# 1/2 TO 6 HP INDOOR & OUTDOOR CONDENSING UNITS

## Unit Specifications - Scroll Compressors



Model Number	Fig. ++	Compressor	Connections (ID)		Receiver 90% Full Lbs.	Fan(s)	Dimensions			Net Wt. Lbs.	Sound Data dba <sup>1</sup>
			Liquid	Suction			D In.	W In.	H In.		
BZ*020M6	C	ZS15K4E	1/2	7/8	14	2	28.25	37.75	19.75	209	71
BZ*025M6	C	ZS19K4E	1/2	7/8	14	2	28.25	37.75	19.75	218	73
BZ*030M6	D	ZS21K4E	1/2	7/8	20	1	30.25	42.5	29.75	287	72
BZ*035M6	D	ZS26K4E	1/2	7/8	20	1	30.25	42.5	29.75	290	74
BZ*045M6	D	ZS30K4E	1/2	1-1/8	20	1	30.25	42.5	29.75	317	73
BZ*055M6	D	ZS38K4E	1/2	1-1/8	20	1	30.25	42.5	29.75	317	74
BZ*060M6	D	ZS45K43	1/2	1-1/8	20	1	30.25	42.5	29.75	317	76
BZ*020L6	C	ZF06K4E	1/2	7/8	14	2	28.25	37.75	19.75	209	71
BZ*025L6	C	ZF08K4E	1/2	7/8	14	2	28.25	37.75	19.75	218	73
BZ*030L6	C	ZF09K4E	1/2	7/8	14	2	28.25	37.75	19.75	218	71
BZ*035L6	C	ZF11K4E	1/2	7/8	14	2	28.25	37.75	19.75	217	73
BZ*045L6	D	ZF13K4E	1/2	1-1/8	20	1	30.25	42.5	29.75	307	73
BZ*055L6	D	ZF15K4E	1/2	1-1/8	20	1	30.25	42.5	29.75	313	74
BZ*060L6	D	ZF18K4E	1/2	1-1/8	20	1	30.25	42.5	29.75	317	76

\* = T for Outdoor, N for Indoor, B for Bohnmizer, S for Beacon II  
 ++ = See back page for details, † = Estimated sound pressure values are 10 feet from the unit. For estimating sound pressure from the unit at different distances, deduct the following from the unit values: 20 feet, deduct 6 dba..... for 40 feet, deduct 12 dba....., for 80 feet, deduct 18 dba. This data is typical of "free field" conditions for horizontal air cooled condensing units at the outlet of the discharge air. The actual sound measurements may vary depending on the condensing unit installation. Factors such as reflecting walls, background noise and mounting conditions may have a significant influence on this data.

## Electrical Data - Scroll Compressors

*Max Fuse Size*

Model Number	Part Number	Power Supply			Compressor		Fan Motor		MCA		MOPD		Evap. Defrost		
		Volts	Ph	Hz	RLA	LRA	Qty.	HP	FLA	Air	Elec.	Air	Elec.	Fan Amps	Heater Amps
BZ*020M6B	ZS15K4E-PPV	208-230	1	60	12.2	61	2	1/15	1	20	25	38	40	12	30
BZ*020M6C	ZS15K4E-TF5	208-230	3	60	8.3	55	2	1/15	1	15	15	24	25	9	19
BZ*020M6D	ZS15K4E-TFD	460	3	60	3.8	27	2	1/15	1	15	15	24	25	9	19
BZ*025M6B	ZS19K4E-PPV	208-230	1	60	14.7	73	2	1/15	1	15	15	24	25	9	19
BZ*025M6C	ZS19K4E-TF5	208-230	3	60	8.7	63	2	1/15	1	20	30	38	45	12	30
BZ*025M6D	ZS19K4E-TFD	460	3	60	4.5	31	2	1/15	1	15	20	29	30	11	23
BZ*030M6B	ZS21K4E-PPV	208-230	1	60	14.7	88	1	1/3	3.5	15	15	24	25	9	19
BZ*030M6C	ZS21K4E-TF5	208-230	3	60	9.9	77	1	1/3	3.5	22	38	35	45	12	30
BZ*030M6D	ZS21K4E-TFD	460	3	60	5.1	39	1	1/3	3.5	20	38	25	40	12	30
BZ*035M6B	ZS26K4E-PPV	208-230	1	60	18.6	109	1	1/3	3.5	15	24	15	25	9	19
BZ*035M6C	ZS26K4E-TF5	208-230	3	60	12.2	88	1	1/3	3.5	27	39	45	50	12	30
BZ*035M6D	ZS26K4E-TFD	460	3	60	6.4	44	1	1/3	3.5	20	38	30	40	12	30
BZ*045M6B	ZS30K4E-PPV	208-230	1	60	24.0	129	1	1/3	3.5	15	24	15	25	9	19
BZ*045M6C	ZS30K4E-TF5	208-230	3	60	13.5	99	1	1/3	3.5	34	59	50	60	11	47
BZ*045M6D	ZS30K4E-TFD	460	3	60	7.4	49.5	1	1/3	3.5	20	44	30	45	12	35
BZ*055M6B	ZS38K4E-PPV	208-230	1	60	28.8	169	1	1/3	3.5	15	29	15	30	11	23
BZ*055M6C	ZS38K4E-TF5	208-230	3	60	19.2	123	1	1/3	3.5	40	59	50	60	12	47
BZ*055M6D	ZS38K4E-TFD	460	3	60	8.7	62	1	1/3	3.5	28	44	45	50	12	35
BZ*060M6C	ZS45K4E-TF5	208-230	3	60	21.5	156	1	1/3	3.5	15	29	20	30	10	23
BZ*060M6D	ZS45K4E-TFD	460	3	60	8.3	70	1	1/3	1.9	15	29	20	30	10.6	23
BZ*020L6B	ZF06K4E-PPV	208-230	1	60	12.2	61	2	1/15	1	20	25	38	40	12	30
BZ*020L6C	ZF06K4E-TF5	208-230	3	60	8.3	55	2	1/15	1	15	15	24	25	9	19
BZ*020L6D	ZF06K4E-TFD	460	3	60	3.8	27	2	1/15	1	15	15	24	25	9	19
BZ*025L6B	ZF08K4E-PPV	208-230	1	60	14.7	73	2	1/15	1	15	15	24	25	9	19
BZ*025L6C	ZF08K4E-TF5	208-230	3	60	8.7	63	2	1/15	1	20	30	38	45	12	30
BZ*025L6D	ZF08K4E-TFD	460	3	60	4.5	31	2	1/15	1	15	20	29	30	11	23
BZ*030L6B	ZF09K4E-PPV	208-230	1	60	14.7	88	2	1/15	1	15	15	24	25	9	19
BZ*030L6C	ZF09K4E-TF5	208-230	3	60	9.9	77	2	1/15	1	20	38	30	45	12	30
BZ*030L6D	ZF09K4E-TFD	460	3	60	5.1	39	2	1/15	1	15	24	20	25	9	19
BZ*035L6B	ZF11K4E-PPV	208-230	1	60	18.6	109	2	1/15	1	15	15	15	15	9	19
BZ*035L6C	ZF11K4E-TF5	208-230	3	60	12.2	88	2	1/15	1	24	38	40	50	12	30
BZ*035L6D	ZF11K4E-TFD	460	3	60	6.4	44	2	1/15	1	20	29	25	30	6	23
BZ*045L6B	ZF13K4E-PPV	208-230	1	60	24.0	129	1	1/3	3.5	15	15	15	15	9	19
BZ*045L6C	ZF13K4E-TF5	208-230	3	60	13.5	99	1	1/3	3.5	34	59	50	60	11	47
BZ*045L6D	ZF13K4E-TFD	460	3	60	7.4	49.5	1	1/3	3.5	20	38	30	40	11	30
BZ*055L6B	ZF15K4E-PPV	208-230	1	60	28.8	169	1	1/3	3.5	15	24	15	25	9	19
BZ*055L6C	ZF15K4E-TF5	208-230	3	60	19.2	123	1	1/3	3.5	40	50	50	60	10	30
BZ*055L6D	ZF15K4E-TFD	460	3	60	8.7	62	1	1/3	3.5	28	40	45	50	10	30
BZ*060L6C	ZF18K4E-TF5	208-230	3	60	21.5	156	1	1/3	3.5	15	24	20	25	8	19
BZ*060L6D	ZF18K4E-TFD	460	3	60	8.3	70	1	1/3	1.9	15	29	20	30	11	23

\* = T for Outdoor, N for Indoor, B for Bohnmizer, S for Beacon II  
 Per UL and NEC, RLA values have been calculated by dividing the Maximum Continuous Current (MCC) by 1.56.  
 † Power supplied by customer.  
 † Consult factory for 50 HZ applications.



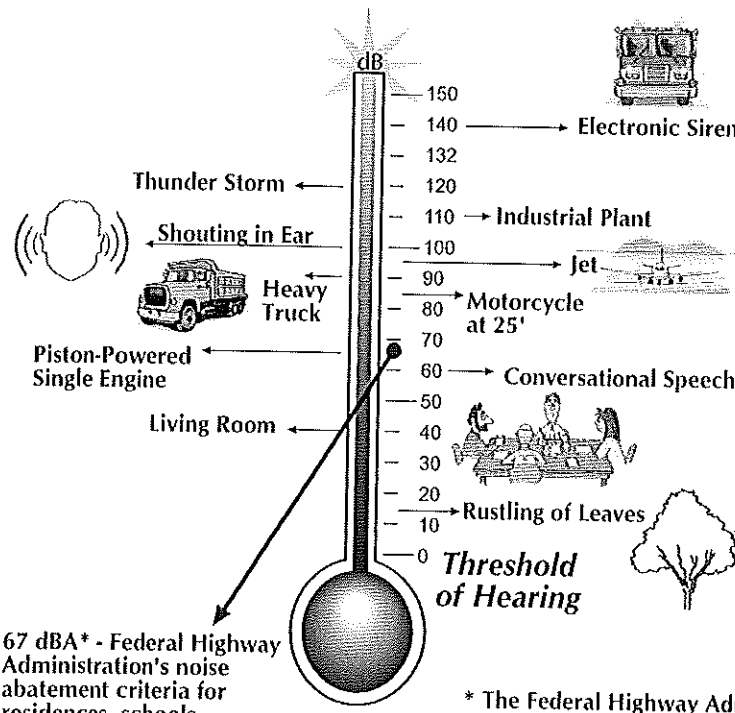
### Noise Abatement Criteria (NAC) Hourly A-Weighted Sound Level - decibels (dBA)\*

Activity Category	Leq(h)	L10(h)	Description of Activity Category
A	57 (Exterior)	60 (Exterior)	Lands on which serenity and quiet are of extraordinary significance and serve an important public need and where the preservation of those qualities is essential if the area is to continue to serve its intended purpose.
B	67 (Exterior)	70 (Exterior)	Picnic areas, recreation areas, playgrounds, active sports areas, parks, residences, motels, hotels, schools, churches, libraries, and hospitals.
C	72 (Exterior)	75 (Exterior)	Developed lands, properties, or activities not included in Categories A or B above.
D	--	--	Undeveloped lands.
E	52 (Interior)	55 (Interior)	Residences, motels, hotels, public meeting rooms, schools, churches, libraries, hospitals, and auditoriums.

\* Either L10(h) or Leq(h) (but not both) may be used on a project.

Source: Procedures for Abatement of Highway Traffic Noise and Construction Noise. Federal-Aid Highway Program Manual Volume 7, Chapter 7, Section 3. Federal Highway Administration.

### Sound Level Comparisons

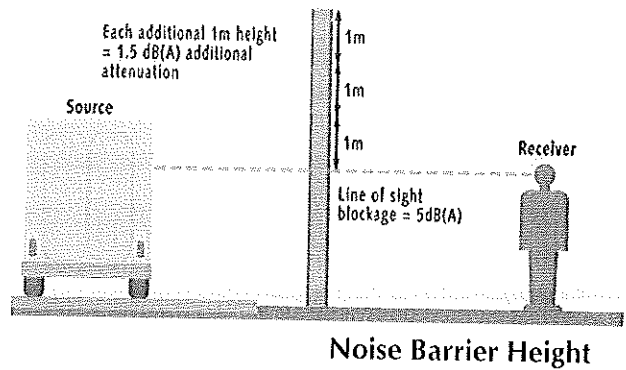


\* The Federal Highway Administration's noise abatement criteria are listed as dBA. dBA is a time weighted value for noise. dB represents an individual noise event. dBA for a noise source is generally less than dB.

## How Does a Noise Barrier Work?

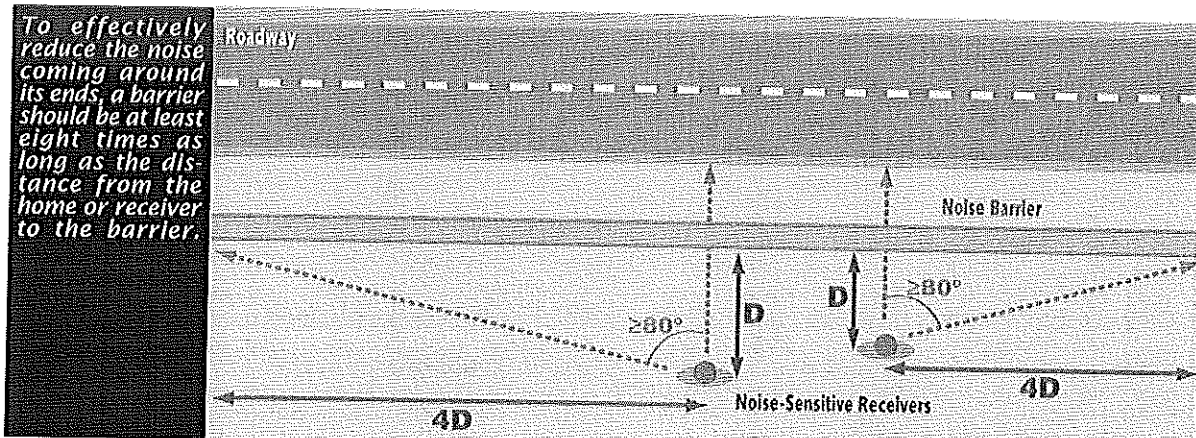
Noise barriers reduce sound which by either absorbing the sound, transmitting it, reflecting it back across the highway, or forcing it to take a longer path over and around the barrier.

A noise barrier must be tall enough and long enough to block the view of a highway from the area that is to be protected.



Openings in noise barriers for driveways or intersecting streets reduce their effectiveness. If homes are far apart noise barriers cannot be built at a reasonable cost.

Noise barriers are normally most effective in reducing noise for areas that are within approximately 61 meters (200 feet) of a highway (usually the first row of homes).



Noise Barrier Length

Source: US Department of Transportation  
Federal Highway Administration



APPLICATION FOR EXEMPTION FROM SITE PLAN REVIEW

OK

Applicant Bob Dawloski

90 Continental Dr.  
Applicant's Mailing Address

797-3772  
Consultant/Agent/Phone Number

8/9/04  
Application Date

LIBS Dairy Treats  
Project Name/Description

32 Auburn St  
Address of Proposed Site

CBL: 375-E-001

Description of Proposed Development:  
Add a walk-in cooler

Please Attach Sketch/Plan of Proposal/Development

Criteria for Exemptions:

See Section 14-523 (4) on back side of form

- a) Within Existing Structures; No New Buildings, Demolitions or Additions
- b) Footprint Increase Less Than 500 Sq. Ft.
- c) No New Curb Cuts, Driveways, Parking Areas
- d) Curbs and Sidewalks in Sound Condition/Comply with ADA
- e) No Additional Parking/ No Traffic Increase
- f) No Stormwater Problems
- g) Sufficient Property Screening
- h) Adequate Utilities

Applicant's Assessment (Yes, No, N/A)	Planning Office Use Only
	✓
	✓
	✓
	✓
	✓
	✓
	✓
	✓

Planning Division Use Only

Exemption Granted  Partial Exemption \_\_\_\_\_ Exemption Denied \_\_\_\_\_



Planner's Signature [Signature] Date 8/18/04