















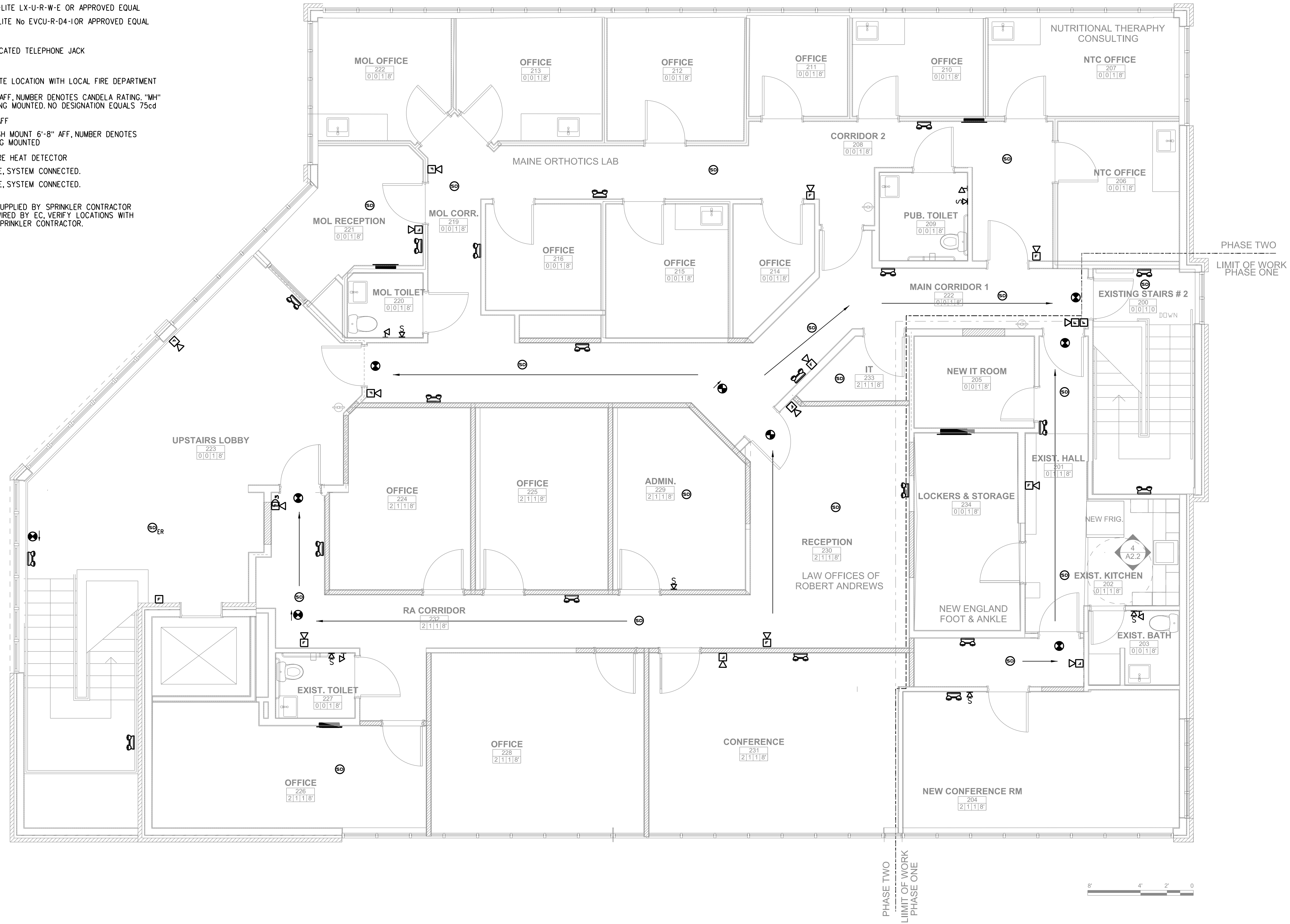


SYMBOL LEGEND

-  SELF CONTAINED EMERGENCY LIGHT W/2 HEADS DUAL-LITE (LED) MODEL LZ25-03L, 25 WATTS FOR 90 MINUTES, COLOR BY ARCHITECT
-  EXTERIOR REMOTE HEAD DUAL-LITE (LED) MODEL No OCRD 1203L COLOR BY ARCHITECT
-  INTERIOR REMOTE HEAD DUAL-LITE (LED) MODEL LZR-S-x-03L COLOR BY ARCHITECT
-  EXIT LIGHT FIXTURE, UNSWITCHED, DUAL-LITE LX-U-R-W-E OR APPROVED EQUAL
-  EXIT/ EMERGENCY LIGHT COMBO, DUAL-LITE No EVCU-R-D4-1OR APPROVED EQUAL COLOR BY ARCHITECT
-  FIRE ALARM CONTROL PANEL WITH DEDICATED TELEPHONE JACK
-  FIRE ALARM ANNUNCIATOR PANEL
-  FIRE DEPARTMENT KNOX BOX, COORDINATE LOCATION WITH LOCAL FIRE DEPARTMENT
-  FIRE ALARM AUDIO/VISUAL, MOUNT 6'-8" AFF, NUMBER DENOTES CANDELA RATING. "MH" DENOTES MINIHORN, "CL" DENOTES CEILING MOUNTED. NO DESIGNATION EQUALS 75cd
-  FIRE ALARM PULL STATION, MOUNT 48" AFF
-  FIRE ALARM VISUAL STROBE ONLY, FLUSH MOUNT 6'-8" AFF, NUMBER DENOTES CANDELA RATINGS. "CL" DENOTES CEILING MOUNTED
-  SYSTEM CONNECTED FIXED TEMPERATURE HEAT DETECTOR
-  SMOKE DETECTOR, PHOTOELECTRIC TYPE, SYSTEM CONNECTED.
-  SMOKE DETECTOR, PHOTOELECTRIC TYPE, SYSTEM CONNECTED. "ER" DENOTES ELEVATOR RECALL
-  SPRINKLER SYSTEM FLOW SWITCH } SUPPLIED BY SPRINKLER CONTRACTOR
-  SPRINKLER SYSTEM TAMPER SWITCH } WIRED BY EC, VERIFY LOCATIONS WITH SPRINKLER CONTRACTOR.

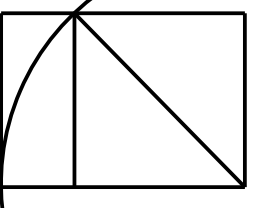


1  
E2.2 SECOND FLOOR LIFE SAFETY PLAN  
SCALE: 1/4" = 1'-0"



MEDICAL OFFICES FOR  
NEW ENGLAND FOOT & ANKLE  
RENOVATIONS TO  
117 AUBURN STREET  
PORTLAND • MAINE

WHIPPLE  
CALLENDER  
ARCHITECTS



136 PLEASANT AVE.  
PORTLAND, ME 04103  
P 207.775.3696  
F 207.775.3631  
www.whipplecallender.com

DATE	DESCRIPTION
8/25/2017	SECOND FLOOR REVISED TENANT FIT-UP

DATE:	8/28/17
CHECKED BY:	SAJ
DRAWN BY:	PMC
JOB:	#Pln
SHEET TITLE:	

SECOND FLOOR  
LIFE SAFETY  
PLAN

LS2.2

ISSUED FOR PERMIT 3-6-2017  
REVISED 8-28-2017

THIS DRAWING IS AN INSTRUMENT OF SERVICE AND SHALL REMAIN THE PROPERTY OF WHIPPLE CALLENDER ARCHITECTS. IT SHALL NOT BE USED FOR ANY OTHER PURPOSE THAT FOR WHICH IT IS SPECIFICALLY FURNISHED.