

















SYMBOL LEGEND

-  SELF CONTAINED EMERGENCY LIGHT W/2 HEADS DUAL-LITE (LED) MODEL LZ25-03L, 25 WATTS FOR 90 MINUTES, COLOR BY ARCHITECT
-  EXTERIOR REMOTE HEAD DUAL-LITE (LED) MODEL No OCRD 1203L COLOR BY ARCHITECT
-  INTERIOR REMOTE HEAD DUAL-LITE (LED) MODEL LZR-S-x-03L COLOR BY ARCHITECT
-  EXIT LIGHT FIXTURE, UNSWITCHED, DUAL-LITE LX-U-R-W-E OR APPROVED EQUAL
-  EXIT/ EMERGENCY LIGHT COMBO, DUAL-LITE No EVCU-R-D4-10R APPROVED EQUAL COLOR BY ARCHITECT
-  FIRE ALARM CONTROL PANEL WITH DEDICATED TELEPHONE JACK
-  FIRE ALARM ANNUNCIATOR PANEL
-  FIRE DEPARTMENT KNOX BOX, COORDINATE LOCATION WITH LOCAL FIRE DEPARTMENT
-  FIRE ALARM AUDIO/VISUAL, MOUNT 6'-8" AFF, NUMBER DENOTES CANDELA RATING. "MH" DENOTES MINIHORN, "CL" DENOTES CEILING MOUNTED. NO DESIGNATION EQUALS 75cd
-  FIRE ALARM PULL STATION, MOUNT 48" AFF
-  FIRE ALARM VISUAL STROBE ONLY, FLUSH MOUNT 6'-8" AFF, NUMBER DENOTES CANDELA RATINGS. "CL" DENOTES CEILING MOUNTED
-  SYSTEM CONNECTED FIXED TEMPERATURE HEAT DETECTOR
-  SMOKE DETECTOR, PHOTOELECTRIC TYPE, SYSTEM CONNECTED.
-  SMOKE DETECTOR, PHOTOELECTRIC TYPE, SYSTEM CONNECTED. "ER" DENOTES ELEVATOR RECALL
-  SPRINKLER SYSTEM FLOW SWITCH } SUPPLIED BY SPRINKLER CONTRACTOR
-  SPRINKLER SYSTEM TAMPER SWITCH } WIRED BY EC, VERIFY LOCATIONS WITH SPRINKLER CONTRACTOR.



COORDINATE FINAL KNOX BOX LOCATION WITH FIRE DEPARTMENT PRIOR TO INSTALL

INFILL WITH NEW GWB WALL

NEW ONE-WAY WINDOW


MODIFY EXIST. WINDOW FOR ADA

MODIFY EXIST. WINDOW FOR ADA

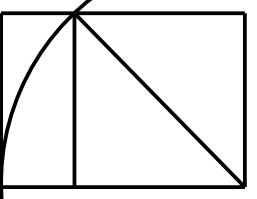
EXISTING BATHROOM & FIXTURES TO REMAIN

EXISTING BATHROOM & FIXTURES TO REMAIN

EXISTING MOP SINK TO REMAIN



WHIPPLE
CALLENDER
ARCHITECTS



136 PLEASANT AVE.
PORTLAND, ME 04103
P 207.775.3696
F 207.775.3631
www.whipplecallender.com

MARK	DATE	DESCRIPTION

DATE: 4/13/17
CHECKED BY: SAJ
DRAWN BY: PMC
JOB: #Pln

SHEET TITLE:
**FIRST FLOOR
LIFE SAFETY
PLAN**

LS2.1

ISSUED FOR PERMIT 3-6-2017
REVISED 4-13-2017

1 FIRST FLOOR LIFE SAFETY PLAN
SCALE: 1/4" = 1'-0"

THIS DRAWING IS AN INSTRUMENT OF SERVICE AND SHALL REMAIN THE PROPERTY OF WHIPPLE CALLENDER ARCHITECTS. IT SHALL NOT BE USED FOR ANY OTHER PURPOSE THAT FOR WHICH IT IS SPECIFICALLY FURNISHED.