



Owner consent for sign Installation and permits

~~Location 20413~~

~~253 Low Street Newburyport, MA~~

125 AUBURN ST.  
PORTLAND, ME

I A+D REALTY, LLC / 125 Auburn St, LLC, property owner of the tenant space located at  
(individual's Name)

125 Auburn Street that is occupied by H&R Block do  
(street address) Portland, ME

hereby certify that I am allowing Everbrite, Inc. (and / or Installer) to obtain permits and install signage at the above mentioned address. — BASED ON ATTACHED DRAWINGS 10/17/13

Everbrite, LLC further agrees that all work will be done in compliance with all applicable laws, codes and ordinance, and any stipulations or restrictions listed on the permits.

Removal and Restoration limited to patching of mounting holes from the removed H&R Block signs with paintable caulk or silicone, painting of the patch to match the existing color as closely as local materials allow.

Office address:

A+D Realty, LLC  
do Winslow Property Mgt.  
80 Hayden Avenue  
Lexington, MA 02421

Signature [Signature]  
A+D Realty, LLC

Name 125 Auburn St, LLC

Date 10/17/2013

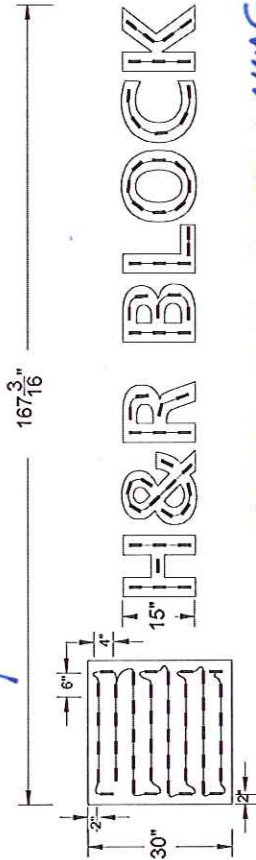
**Proposed**

Allowable SQ.FT. NA Total SQ.FT. NA

**Main ID**



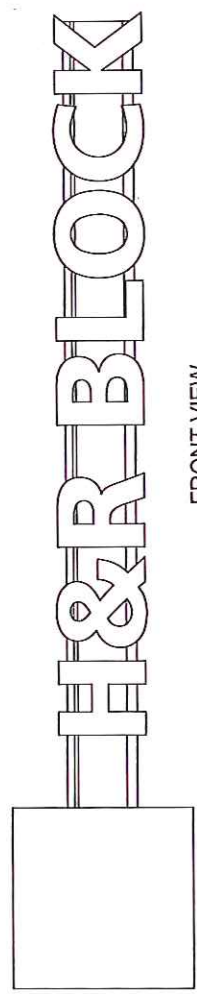
APPROVED  
 LOCATION  
 A + D REALTY, LLC  
 125 HAYDEN AVENUE  
 PORTLAND, ME 04106  
 10/17/2013



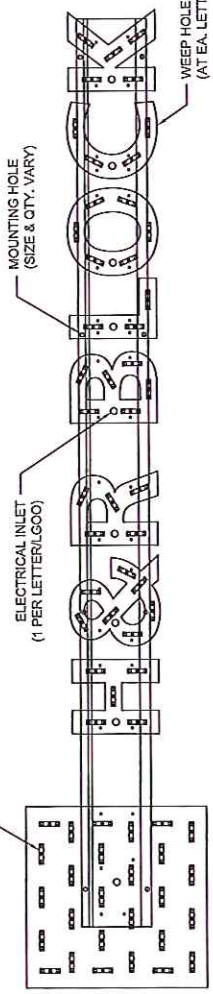
\* INSTALLER SHALL PROVIDE LIAB CERTIF NAMING LANDLORD AND WPM AS ADDITIONAL INSURED PRIOR TO COMMENCING ANY WORK. JAS  
 A+D REALTY, LLC  
 WINSLOW PROPERTY MANAGEMENT, INC.

Signage Recommendations			
<b>Leave As Is:</b> <input type="checkbox"/>	<b>Retrofit:</b> <input checked="" type="checkbox"/> <p>Face change?                  Yes <input checked="" type="checkbox"/> No <input type="checkbox"/></p> <p>Existing face color:                  White: <input type="checkbox"/> <input type="checkbox"/> <input type="checkbox"/> <input type="checkbox"/></p> <p>Day/Night: <input type="checkbox"/> <input type="checkbox"/> <input type="checkbox"/> <input type="checkbox"/></p> <p>Other: <input type="checkbox"/> <input type="checkbox"/> <input type="checkbox"/> <input type="checkbox"/></p> <p>New face color:                  White: <input type="checkbox"/> <input type="checkbox"/> <input type="checkbox"/> <input type="checkbox"/></p> <p>Day/Night: <input type="checkbox"/> <input type="checkbox"/> <input type="checkbox"/> <input type="checkbox"/></p> <p>Other: <input type="checkbox"/> <input type="checkbox"/> <input type="checkbox"/> <input type="checkbox"/></p>	<b>Channel Letters:</b> <input type="checkbox"/>	<b>Box Sign:</b> <input type="checkbox"/>
	RACEWAY PAGE 3	<b>Awning:</b> <input type="checkbox"/>	<b>Additional notes:</b> Pursuing a variance for this site as approved by HRB. This sign will be provided by H&R Block CEAT TRADER: A + D REALTY, LLC C/O WINSLOW PROPERTY MANAGEMENT 80 HAYDEN AVENUE LEXINGTON, MA 02421

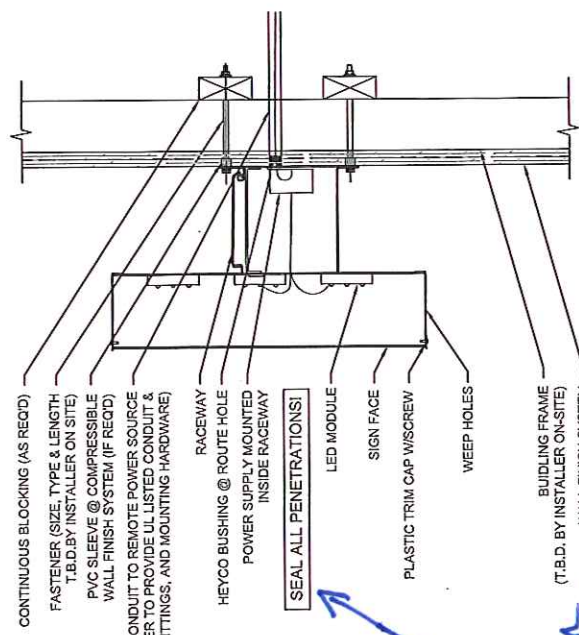
*Sign Approved Approved J. J. H. D. L. 10/17/2013*  
*INSURANCE REQUIRED*  
*ADD HEALTHY LLC*  
*125 Adams Ave*



FRONT VIEW  
SCALE 1:16



FRONT VIEW (W/O FACES)  
SCALE 1:16



SECTION VIEW  
SCALE 1:8

*INSTALLER TO VERIFY w/ LANDLORD MATERIALS TO BE USED TO SEAL PENETRATIONS.*


- INSTALLATION INSTRUCTIONS:**
1. OPEN PACKAGING CAREFULLY AND INSPECT FOR DAMAGE. IF DAMAGE IS FOUND, CLAIM MUST BE FILED WITHIN 15-DAYS WITH SHIPPING AGENT.
  2. DETERMINE SIGN LOCATION AND TAPE UP THE PROVIDED TEMPLATE ON THE SURFACE TO WHICH IT WILL BE INSTALLED, RECEIVE CONFIRMATION FROM CLIENT OR CONTRACTOR.
  3. LAYOUT AND PRE-DRILL ALL MOUNTING AND ELECTRICAL HOLES REQUIRED FOR MOUNTING THE SIGNRACEWAY ON THE WALL. IT IS TO BE INSTALLED.
  4. FILL ALL HOLES WITH SILICONE PRIOR TO MOUNTING THE SIGN.
  5. ATTACH THE HORIZONTAL BLOCKING BEHIND WALL STUDS SO ALL CONNECTION POINTS HAVE SUPPORT.
  6. ALIGN RACEWAY MATCHING PRE-DRILLED HOLES WHILE INSERTING FASTENER THROUGH RACEWAY, WALL AND BLOCKING. FASTEN WITH WASHERS & NUTS. USE PVC SLEEVES TO PROTECT BUILDING FINISH SYSTEM OVER SHEATHING.
  7. MAKE FINAL ELECTRICAL HOOK UP TO PRIMARY WIRING OF POWER SUPPLIES THROUGH DRILLED ELECTRICAL HOLES.
  8. TEST LIGHT THE SIGN TO ENSURE THE SIGN IS LIGHTED AND FUNCTIONING PROPERLY.
  9. PERFORM TOUCH UP AS REQUIRED
  10. CLEAN UP: CLEAN INSTALLATION WORK SITE OF ALL EXCESS MATERIALS AND DEBRIS.
  11. CLEAN UP NOTE: DO NOT DISCARD ANY MATERIAL OR DEBRIS INTO ON SITE DUMPSTERS.

*INSURANCE REQUIRED*  
*PER PAGE 2*

**GENERAL NOTES:**  
 INCLUDE PHOTOS OF MOUNTING/CONNECTION POINTS OVERALL COMPLETED ELEVATION.

THIS SIGN IS INTENDED TO BE INSTALLED IN ACCORDANCE WITH THE REQUIREMENTS OF ARTICLE 600 OF THE NATIONAL ELECTRIC CODE AND/OR OTHER APPLICABLE LOCAL CODES. THIS INCLUDES PROPER GROUNDING AND BONDING OF THE SIGN.

REVISIONS						
A	RELEASED FOR INSTALL	10-9-13	SAJ	RHB		
REV.	DESCRIPTION	DATE	DRN	CHK		
		10-9-13	SAJ	RHB		
		10-9-13	RHB	CHK		
		10-9-13	SAJ	RHB		
		10-9-13	RHB	CHK		
DWG TITLE		H&R BLOCK LED LOGO LETTERS ON RACEWAY - WALL MOUNT				
SITE		IN04034B				
STANDARD DRAWING		REV. A				
DWG NO.		303007				
SCALE		AS SHOWN				
DATE		10-9-13				
BY		SAJ				
CHKD BY		RHB				



THESE DRAWINGS ARE THE EXCLUSIVE PROPERTY OF EVERFORTE, LLC. USE OF, OR DUPLICATION IN ANY MANNER WITHOUT EXPRESS WRITTEN PERMISSION OF EVERFORTE, INC. IS PROHIBITED.

*PAGE 3 OF 3*