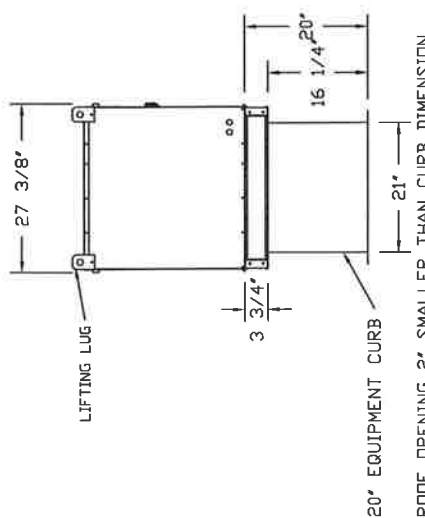
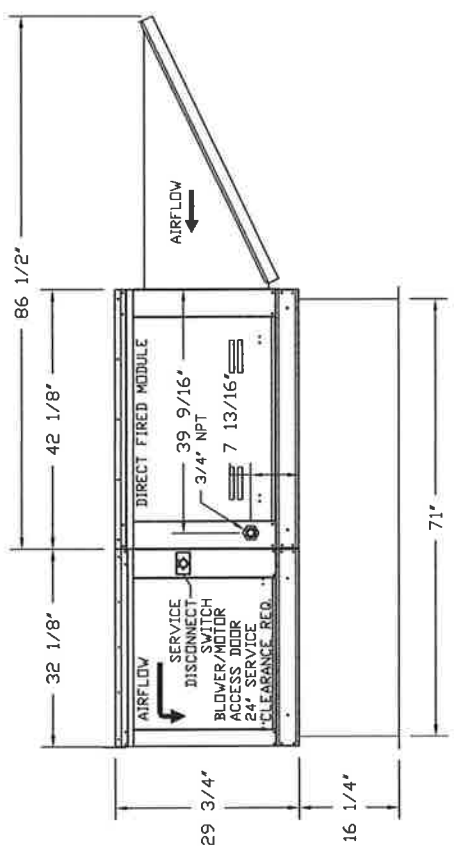
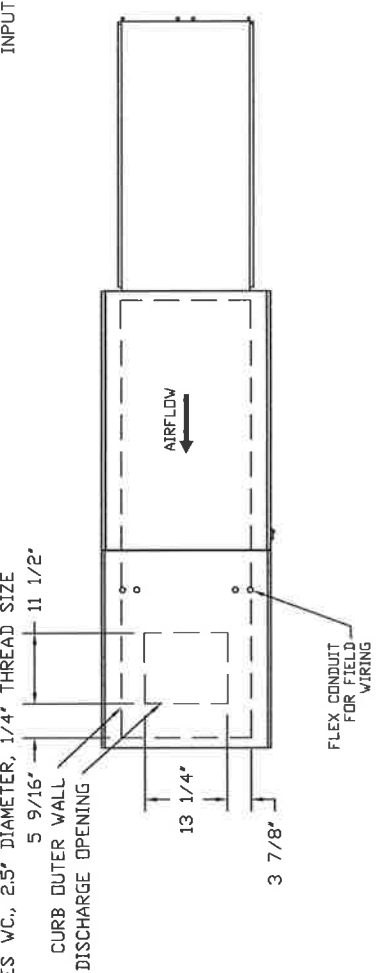


FAN #2 A1-D250-G10 - HEATER

1. DIRECT GAS FIRED HEATED MAKE UP AIR UNIT WITH 10" BLOWER
2. INTAKE HOOD WITH EZ FILTERS
3. DOWN DISCHARGE - AIR FLOW RIGHT -> LEFT
4. MOTORIZED BACK DRAFT DAMPER 16" X 18" FOR SIZE 1 STANDARD & MODULAR DIRECT FIRED HEATERS W/EXTENDED SHAFT, STANDARD GALVANIZED CONSTRUCTION, 3/4" REAR FLANGE, LF120S ACTUATOR INCLUDED
5. COOLING INTERLOCK RELAY, 24VAC COIL, 120V CONTACTS. LOCKS OUT BURNER CIRCUIT WHEN AC IS ENERGIZED.
6. FULL CRATING FOR COMMERCIAL HEATERS FOR SHIPPING.
7. LOW FIRE START, ALLOWS THE BURNER CIRCUIT TO ENERGIZE WHEN THE MODULATION CONTROL IS IN A LOW FIRE POSITION.
8. GAS PRESSURE GAUGE, 0-35", 2.5" DIAMETER, 1/4" THREAD SIZE
9. GAS PRESSURE GAUGE, -5 TO +15 INCHES WC., 2.5" DIAMETER, 1/4" THREAD SIZE

SUPPLY SIDE HEATER INFORMATION

WINTER TEMPERATURE = 0°F. TEMP. RISE = 85°F.
BTUS CALCULATED OFF ACTUAL AIR DENSITY
OUTPUT BTUS AT ALTITUDE OF 0.0 ft. = 161684
INPUT BTUS AT ALTITUDE OF 0.0 ft. = 175744



20" EQUIPMENT CURB
ROOF OPENING 2" SMALLER THAN CURB DIMENSION.

CUSTOMER APPROVAL TO MANUFACTURE:

Approved as Noted

Approved with NO Exception Taken

Revise and Resubmit

SIGNATURE _____ Date _____

Your Title _____

JOB	First Lutheran Church
LOCATION	LEWISTON, ME
DATE	3/7/2014
DWG #	5
REV.	
JOB #	1986426
DRAWN BY	BFC-21
SCALE	3/8" = 1'-0"

CAPTIVEAIRE

ETI
ETI
ETI

ETI
ETI
ETI