
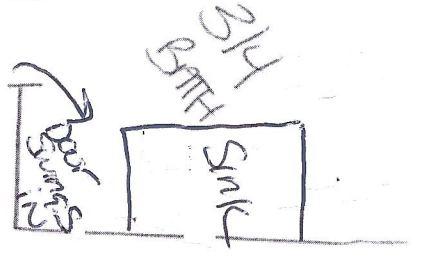




Loft room



Open up
Loft to
1st floor

Earthling



Skylights

First floor



THIS DRAWING IS BASED ON THE BEST OF MY KNOWLEDGE I AM NOT A CONTRACTOR. WALLS ARE FRAMED & SHEETROCKED. I DONT KNOW THE DEPTH OF THE WALLS BUT IF STANDING CONSTRUCTION PROGRAM 2X4 and 1/2" x 3/4" inch sheetrock