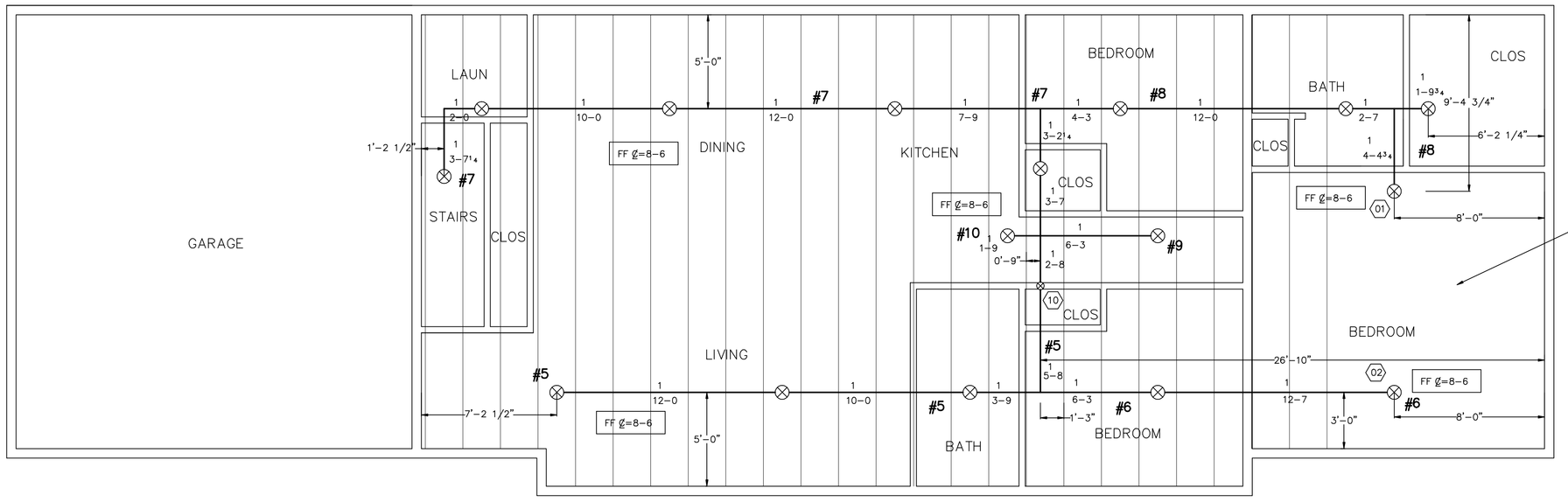

FIRST FLOOR

CALC; BALLPARK DRIVE.WXF

HYDRAULIC DATA:

BASIS OF DESIGN:
DENSITY AREA OF COVERAGE
0.05 2 SPRINKLERS

	TOTAL	ORIFICE	TEMP
SPRINKLERS	2	1/2"	155°

SYSTEM DEMAND AT CITY:

PRESSURE	FLOW	DOMESTIC
47.9	26.3	5

SAFETY MARGIN 22.1 PSI
OCCUPANCY: RESIDENCE

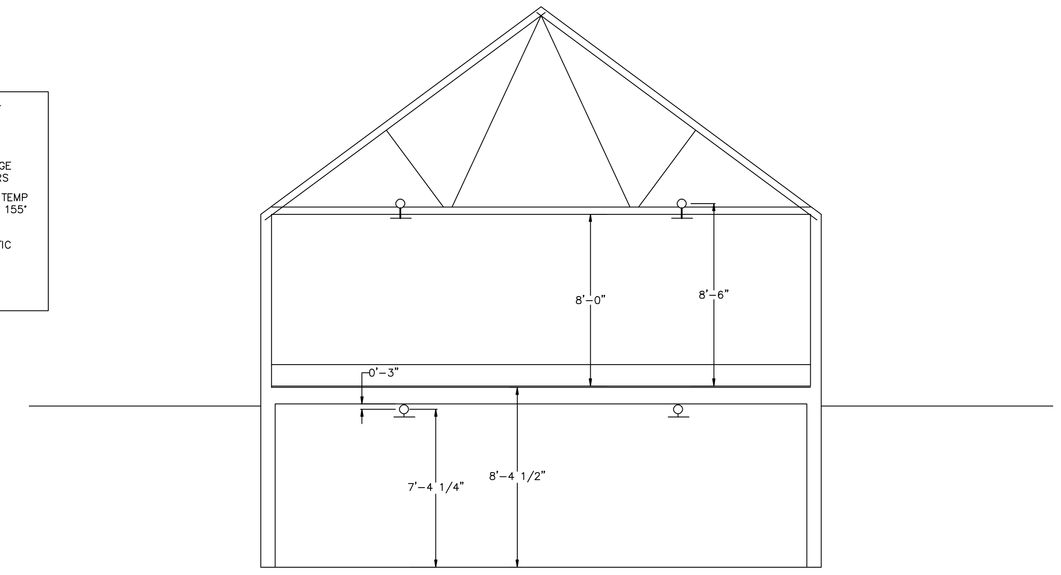

BUILDING SECTION

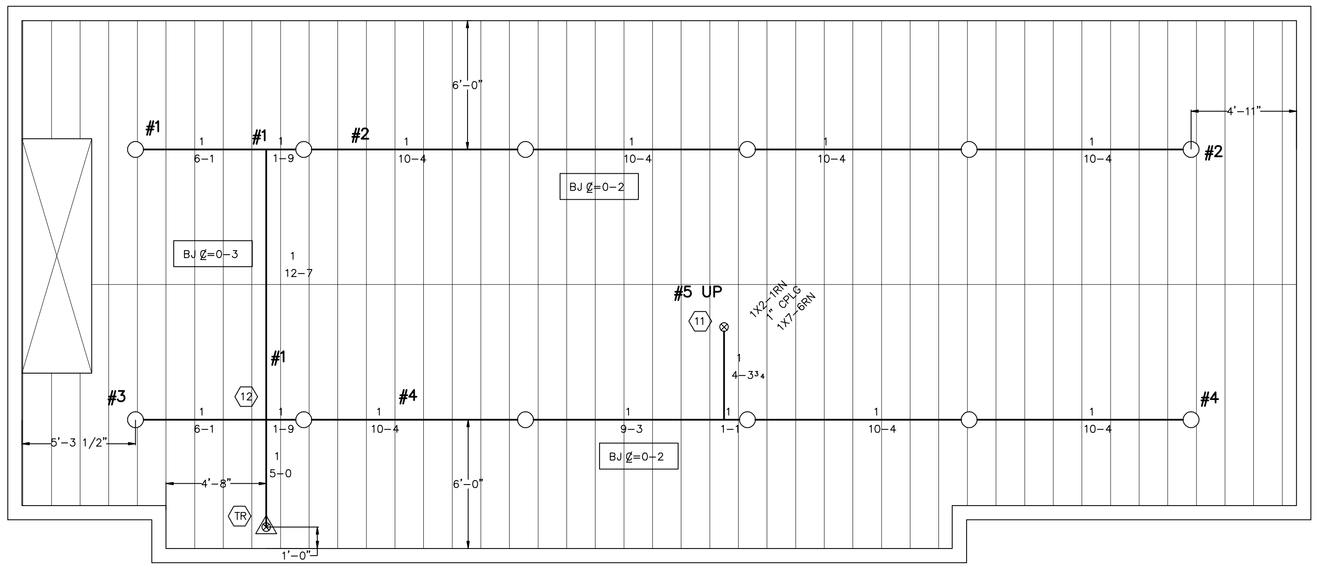

BASEMENT

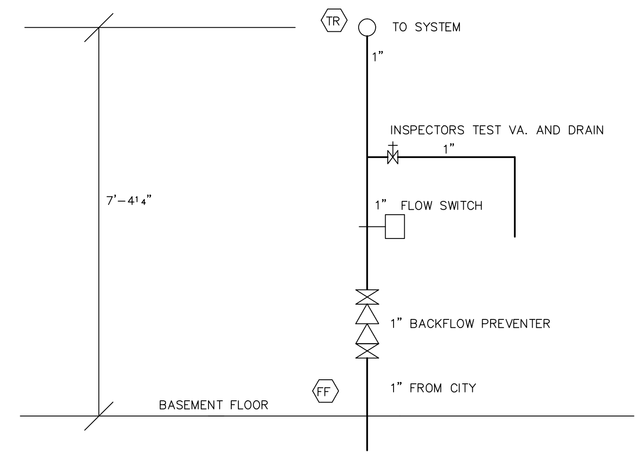

RISER SECTION
NO SCALE

LEGEND

○ 12-155° VIKING MICROFAST Q R BRASS PENDENTS BASEMENT

⊗ 16-155° VIKING FREEDOM RES. WHITE CONCEALED PENDENT LIVING SPACE

FF ℄=XX FIN FLR TO CENTERLINE OF PIPE

J ℄=XX BOTTOM OF JOISTS TO CENTERLINE OF PIPE

TJ ℄=XX TOP OF JOISTS TO CENTERLINE OF PIPE

∘ RISE OR DROP NIPPLE

⊗ RISER BETWEEN FLOORS

○ 12 / 155° VIKING MICROFAST Q R BRASS PENDENTS 1/2"X1/2" K=5.6 BASEMENT

⊗ 16 / 155° VIKING FREEDOM RESIDENTIAL WHITE PENDENT CONCEALED 1/2"X1/2" K=4.9 LIVING SPACE

GENERAL NOTES

ALL DIMENSIONS ARE CENTER TO CENTER U/N
ALL 2" AND SMALLER PIPE TO SCH 40 BLACK STEEL
ALL SCREWED FITTINGS TO BE STD. WT. C.I. BLACK U/N
BUYER/OWNER TO MAINTAIN A TEMPERATURE OF ABOVE 40 DEGREES INCLUDING AREAS PROPERLY INSULATED TO MAINTAIN 40 DEGREES TO PREVENT THE SPRINKLER SYSTEM FROM FREEZING.

SYSTEM CLASSIFICATION

A WET PIPE NFPA #13D
SPRINKLER SYSTEM TO BE INSTALLED IN ALL AREAS OF THE RESIDENCE TO MEET NFPA, STATE, AND CITY OF PORTLAND CODES.

DEAN & ALLYN, INC.
FIRE PROTECTION · SPECIAL HAZARD
PO BOX 709, GRAY, MAINE 04039
(207)657-5646 FAX: (207)657-5647

REVISIONS			/ /	APPROVED BY	DATE	SURVEYED BY	HAK	6-9-12
			/ /		/ /	DRAWN BY	HAK	6-9-12
			/ /		/ /	CHECKED BY	DAS	xxxx
			/ /		/ /	AT DEAN & ALLYN, INC		
			/ /		/ /	SCALE 1/4"=1'-0"		
		REVISIONS	DATE		/ /	SHEET NO. 1 OF 1		

TITLE
DIMILLO RESIDENCE
11 BALLPARK DRIVE
PORTLAND, MAINE

NO. OF SPRINKLERS SHOWN ON THIS SHEET: 28
NO. OF SPRINKLERS ON JOB: 28
CONTRACT NO. C121088