


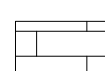
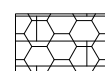
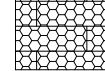
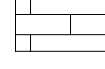
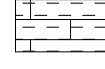



FLOOR FINISH LEGEND

-  ENTRY MAT, EM1
-  RESILIENT PLANK, R1
-  RESILIENT SHEET VINYL, R2
-  CARPET PLANK, CPT1
-  CARPET PLANK, CPT2
-  CARPET PLANK, CPT3
-  CARPET PLANK, CPT5
-  CARPET PLANK, CPT4

GENERAL FLOOR FINISH NOTES

1. REFERENCE FLOOR FINISH LEGEND & SCHEDULE FOR MATERIALS AND LOCATIONS.
2. EXTEND FLOOR FINISHES UNDER WALL BASE, CASEWORK, COUNTERTOPS AND ALL PLUMBING FIXTURES. TYPICAL ALL SPACES.
3. PREPARE EXISTING SLAB AND UNDERLAYMENT AS REQUIRED PER FLOORING MANUFACTURER'S REQUIREMENTS PRIOR TO FLOOR FINISH INSTALLATIONS.
4. HATCH PATTERNS ARE A GRAPHICAL REPRESENTATION OF THE FLOORING PATTERN LAYOUTS. REFERENCE INTERIOR FINISH LEGEND AND SPECIFICATIONS.



DESIGNER

OWNER

FAIRPOINT COMMUNICATIONS

PROJECT

5 DAVIS FARM ROAD MERGER

DRAWING

GROUND FLOOR FINISHES PLAN

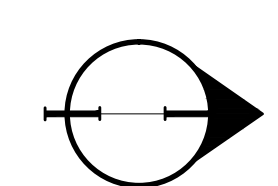
REVISIONS

DRAWING NUMBER

**A9.00**

SCALE: AS NOTED  
DATE: 1-2-2018

PROJECT NORTH



**A5** GROUND FLOOR FINISHES PLAN  
REFERENCED FROM: SCALE: 1/8" = 1'-0"