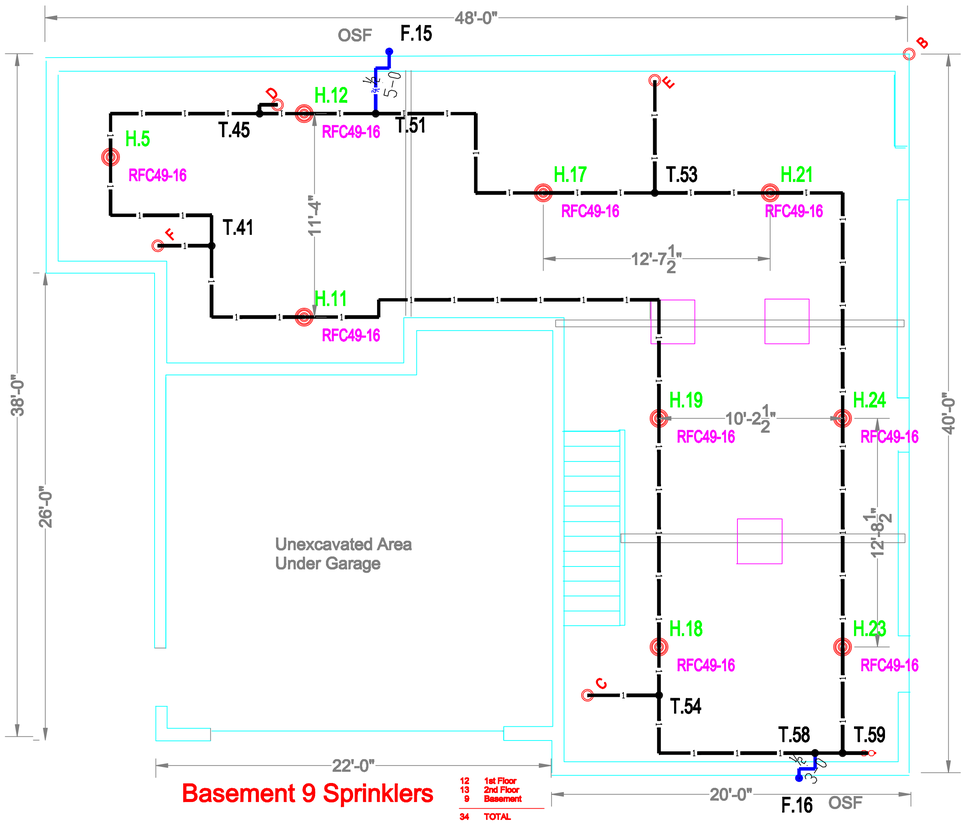

Basement 9 Sprinklers

12	1st Floor
13	2nd Floor
9	Basement
34	TOTAL

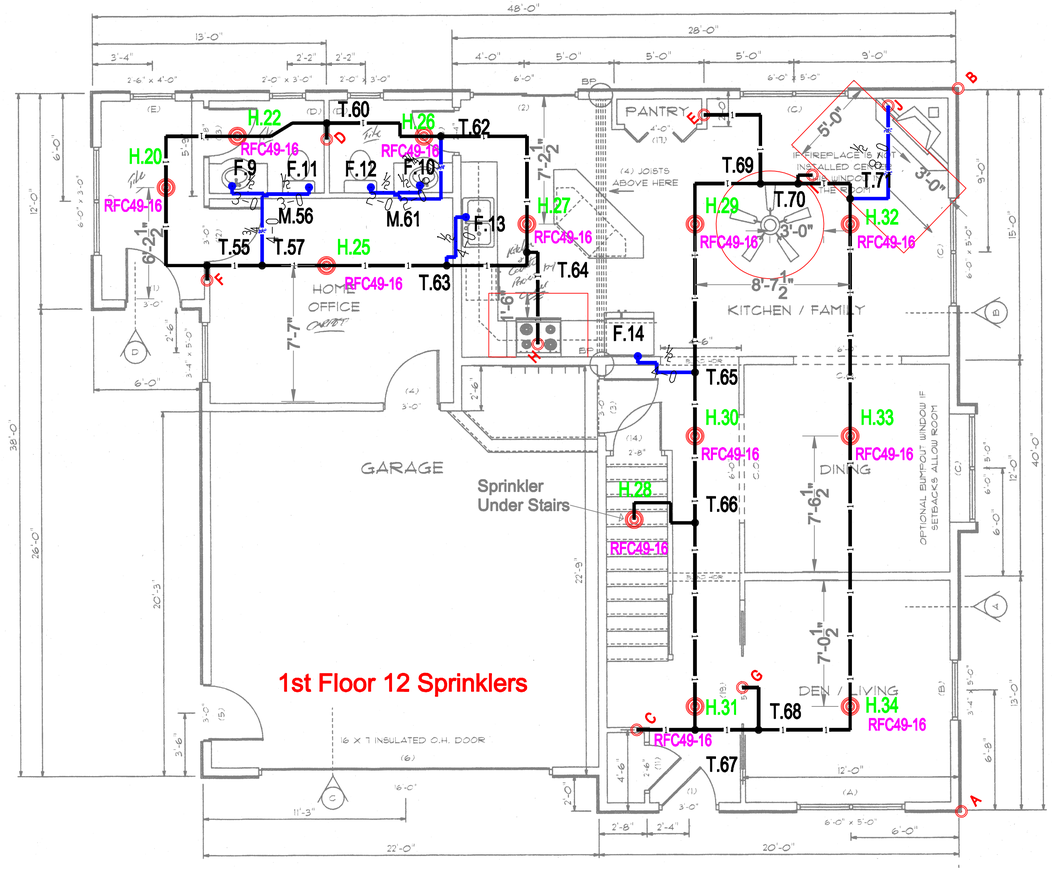

1st Floor 12 Sprinklers

RFC49-16 - - - 34

RELIABLE Model RFC49 Concealed Pendant Spr FP
K=4.9, 165°F, 7/16" Orifice, Maximum Spacing 16'x16'
Sprinkler head demand: 13 gpm @ 7.04

LEGEND	
	Manifold
A	Inter Level Connection
irAB1+	Hot Water Fixture
irAB1+	Cold Water Fixture
	Type K Copper w/ ProPress Fittings
	Type L Copper w/ ProPress Fittings
	Type M Copper w/ ProPress Fittings
	ViegaPEX Ultra Black
	ViegaPEX Ultra Blue - Cold Plumbing
	ViegaPEX Ultra Blue - Hot Plumbing

Most Demanding Single Head Information	
Information	Results
Flow Required at Head (GPM):	13
Source Pressure at Head (PSI):	7.04
Maximum Spacing (length):	16
Maximum Spacing (Width):	16
Domestic Flow Added (GPM):	0
Sprinkler Model:	RFC49
Elevation of Highest Head:	127
K-Factor	4.9
Temperature Rating:	165
Flow Required at Source (GPM)	13
Pressure Required at Source (psi)	45.63
Source Reference Point:	At Ref Pt STR
C-Factor of Sprinkler Pipe	150
C-Factor of Service Line	150
Head Reference Point:	H.3

Most Demanding Two Head Information	
Information	Results
Flow Required at Head (GPM):	13
Source Pressure at Head (PSI):	7.04
Maximum Spacing (length):	16
Maximum Spacing (Width):	16
Domestic Flow Added (GPM):	0
Sprinkler Model:	RFC49
Elevation of Highest Head:	127
K-Factor	4.9
Temperature Rating:	165
Flow Required at Source (GPM)	26.0355
Pressure Required at Source (psi)	67.3
Source Reference Point:	At Ref Pt STR
C-Factor of Sprinkler Pipe	150
C-Factor of Service Line	150
Head Reference Point:	H.2 & H.1

TO S-1 BALL VALVE LOCATION

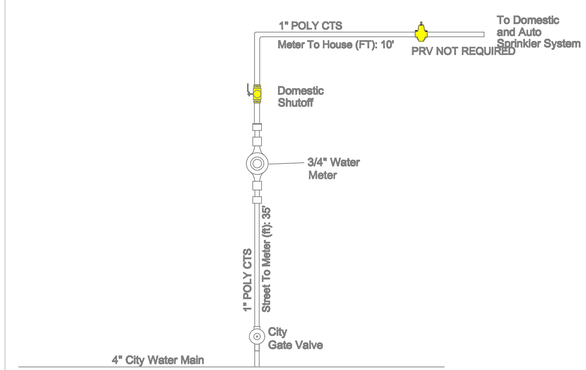

Flow at Source (GPM): 300
Supply Static Pressure (PSI): 80
Residual Pressure (PSI): 70
Supply Elevation (FT): 98
Information Source: WILLIAM PLUMMER / PAUL JAPPE

Viega

Provided only for general quotation purposes. No representations, warranties, or guarantees are made as to the suitability of the drawing to meet code requirements for any particular project, nor to the accuracy of the costing of any project based upon this drawing. The user must determine suitability of the drawing and information for user's intended use and shall assume all risk and liability in connection therewith, including that the user must seek on his own licensed local professional advice for any particular project. Viega LLC DISCLAIMS ALL WARRANTIES, EXPRESS OR IMPLIED, INCLUDING BUT NOT LIMITED TO ANY IMPLIED WARRANTIES OF MERCHANTABILITY OR FITNESS FOR A PARTICULAR PURPOSE.

Copyright 2013 Viega LLC. All Rights Reserved, in particular rights concerning translation, reproduction, making photocopies, electronic transmissions, reproduction in photographs or by similar means and the archiving of this document in a database are not permitted.

VIEGA 13D Fire Protection Design
TECHNICAL SERVICE DEPARTMENT
59E DANIEL WEBSTER HIGHWAY, MERRIMACK, NH 03054
Ph.: 603 882 7171, Fx.: 603-579-9673

Project:
THE GREAVES RESIDENCE
106 SKYLARK AVE.
PORTLAND, ME. 04103

Dwg no.:
FP1

Title:
BASEMENT & 1ST FLOOR

Quotation no.: FPTK1301-010 ME	
Drawn by:	T.K.
Approv. by:	
Date Submitted:	JAN. 25, 2013
Scale:	1/4" = 1'
Revisions No:	Revision Date: