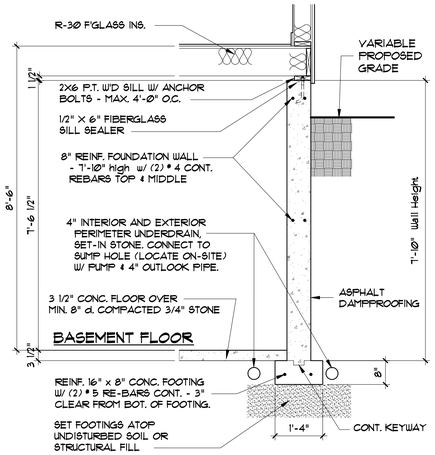

1 BASEMENT FDT'N WALL
SCALE: 1/2" = 1'-0"

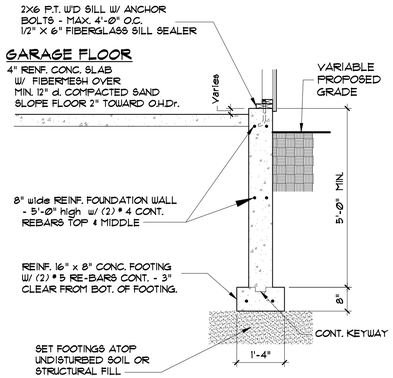

2 GARAGE FDT'N WALL
SCALE: 1/2" = 1'-0"

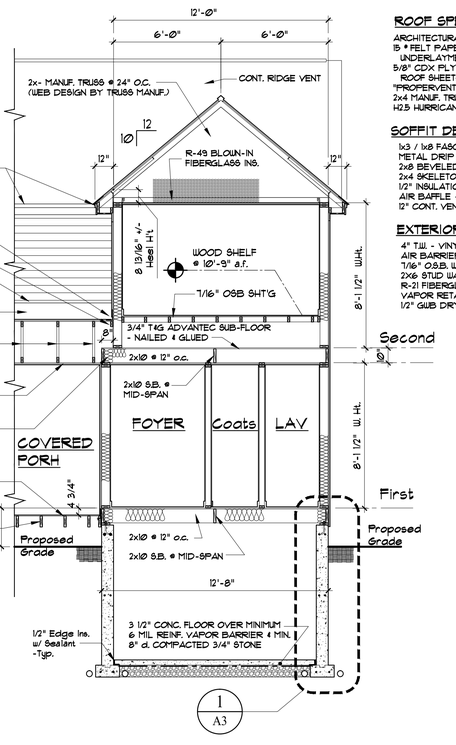

C BUILDING SECTION
Scale: 1/4" = 1'-0"

ROOF SPECS:

ARCHITECTURAL ASPHALT SHINGLES
15 # FELT PAPER / MIN. 36" WIDE UNDERLAYMENT @ EAVES TYPICAL
5/8" CDX PLYWOOD (OPTIONAL 5/8" OSB) ROOF SHEETHING w/CLIPS)
"PROPERVENT" AIR BAFFLE - TYP.
2x4 MANUF. TRUSS @ 24" O.C.
H2.5 HURRICANE ANCHORS - TYP.

SOFFIT DETAIL (TYP.)

1x3 / 1x8 FASCIA W/ MT'L WRAP
METAL DRIP EDGE
2x8 BEVELED SUB-FASCIA
2x4 SKELETON @ 24" o.c.
1/2" INSULATION STOP
AIR BAFFLE - SIM. TO PROP-A-VENT
12" CONT. VENTED VINYL SOFFIT

EXTERIOR WALL (TYP.)

4" T.W. - VINYL SIDING. (UNO)
AIR BARRIER - SIM. TO TYVEK
7/16" OSB. WALL SHEATHING.
2X6 STUD WALL @ 16" O.C.
R-21 FIBERGLASS BATT INSULATION.
VAPOR RETARDER
1/2" GWB DRYWALL

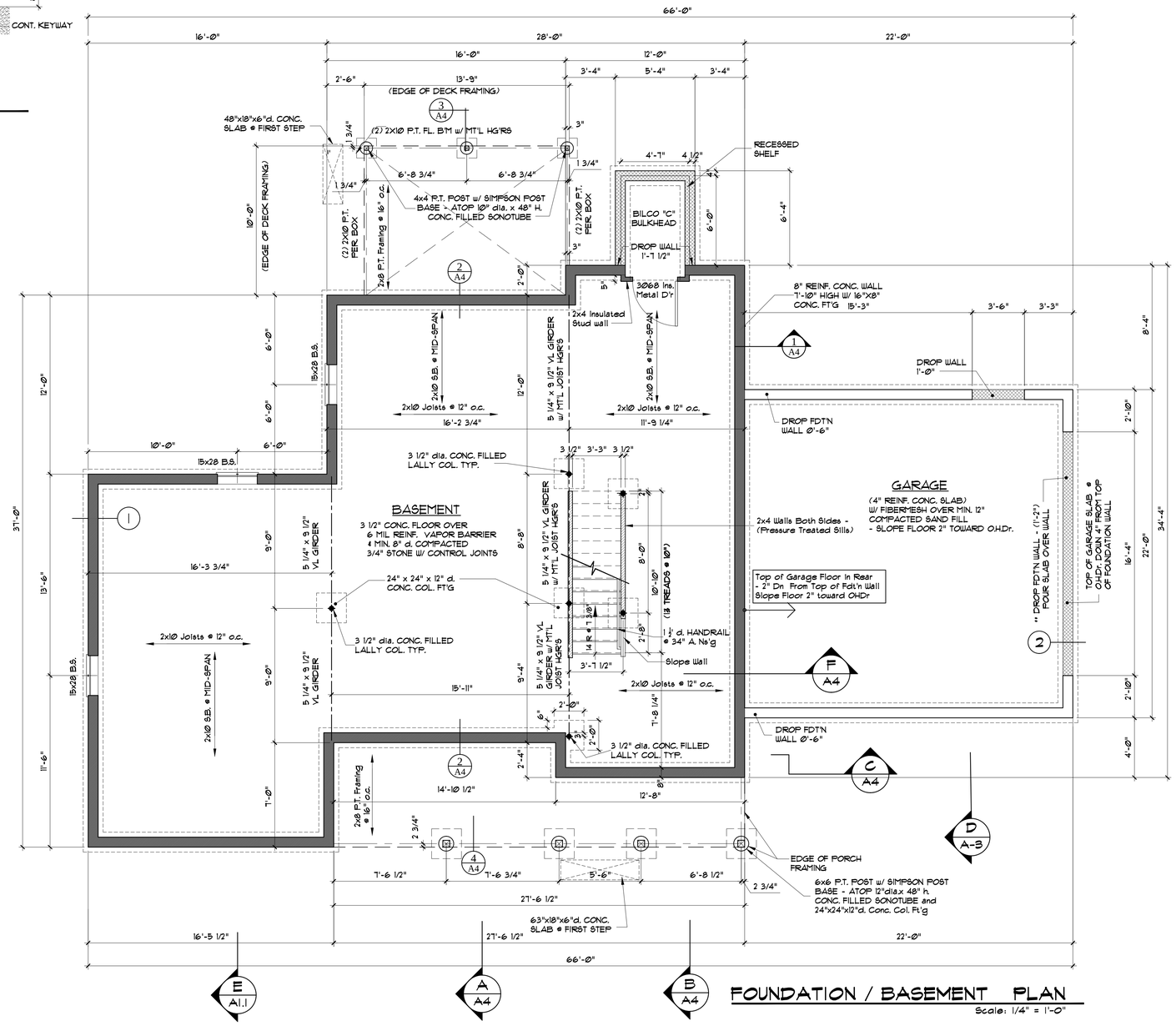

FOUNDATION / BASEMENT PLAN
Scale: 1/4" = 1'-0"

FOR CONSTRUCTION_07-14-15

DIDONATO ARCHITECTS
Commercial • Residential
134 Guinea Road Kennebunkport, ME 04046
P: 207.286-2900 F: 207.286-2900
"E" Mail: jfd@donatoarchitects.com
www.didonatoarchitects.com

NO.	DATE	REVISION DESCRIPTION
1	01/02/15	CHANGE 5/8" GWB TO 1/2" GWB IN GARAGE

Lot # 11 SKYLARK COMMONS
COLONIAL DESIGN
w/ First Fl'r Master Suite
FRANK & SANTO DIDONATO
89 Skylark Road
Portland, MAINE

DRAWINGS THIS SHEET
FOUNDATION PLAN & DETAILS

DATE: -
REVISION DATE: -
DRAWN BY: JFD

SHEET: A3

- OF -

© COPYRIGHT
REPRODUCTION OR REUSE OF THIS DOCUMENT WITHOUT WRITTEN PERMISSION OF DIDONATO ARCHITECTS IS PROHIBITED