

City of Portland, Maine - Building or Use Permit Application

389 Congress Street, 04101 Tel: (207) 874-8703, Fax: (207) 874-8716

PERMIT ISSUED

Permit No: 810453 11-5-00	Issue Date: DEC 12 2001	EBL: 348 E034001
---------------------------------	----------------------------	---------------------

Location of Construction: 55 Greenwood Ln	Owner Name: Gavitt Joyce L &	Owner Address: 55 Greenwood Ln	Phone: 207-797-0610
Business Name: n/a	Contractor Name: North Atlantic Custom Builders, Inc.	Contractor Address: PO Box 1973 Portland	Phone: 2078313947
Lessee/Buyer's Name: n/a	Phone: n/a	Permit Type: Sheds	Zone: R-3

Past Use: Single Family	Proposed Use: Single Family / 8' x 12' shed	Permit Fee: \$36.00	Cost of Work: \$1,559.00	CEO District: 2
Proposed Project Description: Build 8' x 12' Shed		FIRE DEPT: N/A <input type="checkbox"/> Approved <input checked="" type="checkbox"/> Denied	INSPECTION: Use Group: <input checked="" type="checkbox"/> Type: SB BOCA 1999 Signature: T Munson	

PEDESTRIAN ACTIVITIES DISTRICT (P.A.D.)	
Action: <input type="checkbox"/> Approved <input checked="" type="checkbox"/> N/A <input type="checkbox"/> Conditions <input type="checkbox"/> Denied	Signature: _____ Date: _____

Permit Taken By: gg	Date Applied For: 11/26/2001	Zoning Approval	
-------------------------------	--	------------------------	--

<p>1. This permit application does not preclude the Applicant(s) from meeting applicable State and Federal Rules.</p> <p>2. Building permits do not include plumbing, septic or electrical work.</p> <p>3. Building permits are void if work is not started within six (6) months of the date of issuance. False information may invalidate a building permit and stop all work..</p>	Special Zone or Reviews <input type="checkbox"/> Shoreland <input type="checkbox"/> Wetland <input type="checkbox"/> Flood Zone <input type="checkbox"/> Subdivision <input type="checkbox"/> Site Plan Maj <input type="checkbox"/> Minor <input type="checkbox"/> MM <input type="checkbox"/> Date: 12/12/01	Zoning Appeal <input type="checkbox"/> Variance <input type="checkbox"/> Miscellaneous <input type="checkbox"/> Conditional Use <input type="checkbox"/> Interpretation <input type="checkbox"/> Approved <input type="checkbox"/> Denied Date: _____	Historic Preservation <input checked="" type="checkbox"/> Not in District or Landmark <input type="checkbox"/> Does Not Require Review <input type="checkbox"/> Requires Review <input type="checkbox"/> Approved <input type="checkbox"/> Approved w/Conditions <input type="checkbox"/> Denied Date: 12/12/01
---	--	---	---

PERMIT ISSUED
DEC 12 2001
CITY OF PORTLAND

CERTIFICATION

I hereby certify that I am the owner of record of the named property, or that the proposed work is authorized by the owner of record and that I have been authorized by the owner to make this application as his authorized agent and I agree to conform to all applicable laws of this jurisdiction. In addition, if a permit for work described in the application is issued, I certify that the code official's authorized representative shall have the authority to enter all areas covered by such permit at any reasonable hour to enforce the provision of the code(s) applicable to such permit.

SIGNATURE OF APPLICANT _____ ADDRESS _____ DATE _____ PHONE _____

RESPONSIBLE PERSON IN CHARGE OF WORK, TITLE _____ DATE _____ PHONE _____

11 5100

All Purpose Building Permit Application

If you or the property owner owes real estate or personal property taxes or user charges on any property within the City, payment arrangements must be made before permits of any kind are accepted.

Location/Address of Construction: <u>55 Greenwood Lane</u>		
Total Square Footage of Proposed Structure <u>8x12</u>	Square Footage of Lot	
Tax Assessor's Chart, Block & Lot Chart# <u>348</u> Block# <u>E</u> Lot# <u>034</u>	Owner: <u>Stan Gavitt</u> <u>Joyce Gavitt</u>	Telephone: <u>797-0610</u>
Lessee/Buyer's Name (If Applicable)	Applicant name, address & telephone: <u>55 Greenwood Ln</u> <u>Portland, Me 797-0610</u>	Cost Of Work: \$ <u>1559.00</u> Fee: \$ <u>36.00</u>
Current use: <u>Residence / single family home</u>		
If the location is currently vacant, what was prior use: <u>lawn (where shed is going)</u>		
Approximately how long has it been vacant: _____		
Proposed use: <u>SAME</u>		
Project description: <u>8x12 shed in the back yard</u>		
Contractor's name, address & telephone: <u>North Atlantic Custom Builders Inc</u> <u>PO Box 1973 PMD ME 04104 831-3947</u>		
Who should we contact when the permit is ready: <u>Kevin Tracy</u>		
Mailing address: <u>PO Box 1973 PMD ME</u> <u>call</u> <u>KA</u> Phone: <u>831-3947</u>		

IF THE REQUIRED INFORMATION IS NOT INCLUDED IN THE SUBMISSIONS THE PERMIT WILL BE AUTOMATICALLY DENIED AT THE DISCRETION OF THE BUILDING/PLANNING DEPARTMENT, WE MAY REQUIRE ADDITIONAL INFORMATION IN ORDER TO APPROVE THIS PERMIT.

I hereby certify that I am the Owner of record of the named property, or that the owner of record authorizes the proposed work and that I have been authorized by the owner to make this application as his/her authorized agent. I agree to conform to all applicable laws of this jurisdiction. In addition, if a permit for work described in this application is issued, I certify that the Code Official's authorized representative shall have the authority to enter all areas covered by this permit at any reasonable hour to enforce the provisions of the codes applicable to this permit.

Signature of applicant: <u>Joyce S. Gavitt</u>	Date: <u>11/18/01</u>
--	-----------------------

This is not a permit, you may not commence ANY work until the permit is issued

NOV 26 2001
RECEIVED

Gavitt 11/26/01




NOV 26 2001

WE BUILD IT FOR YOU!

Home Depot & SHEDS USA

Finest Quality Sheds "Delivered, Built, Guaranteed"

Home Depot
Sku # 335-406



"The New Yorker"

All New Yorker storage sheds include:

- FREE choice of roof style & shingle color
- 40" double door (26" single door on 6x6 model)
- One window w/shutters & flower box
- Free pressure treated floor joists, free gable vents

"The Bostonian"

All Bostonian storage sheds include:

- FREE choice of roof style & shingle color
- 40" double door
- Two windows w/shutters & flower boxes
- Free pressure treated floor joists, free gable vents

This One

"The Portsmouth"

All Portsmouth storage sheds include:

- FREE choice of roof style & shingle color
- 40" double door *and* 26" single door
- Two windows w/shutters & flower boxes
- Free pressure treated floor joists, free gable vents

NEW YORKER PRICING

*Sizes Avail.	Vertical T-111	Horizontal Pine	Vertical Cedar
6x6 → New Smaller	\$899.00	\$999.00	\$1179.00
6x8 → Sizes!	\$969.00	\$1059.00	\$1299.00
8x8	\$1015.00	\$1099.00	\$1389.00
8x10	\$1245.00	\$1339.00	\$1539.00
10x10	\$1559.00	\$1689.00	\$1905.00

BOSTONIAN PRICING

*Sizes Avail.	Vertical T-111	Horizontal Pine	Vertical Cedar
8x12	\$1495.00	\$1559.00	\$1815.00
8x14	\$1765.00	\$1889.00	\$2085.00
8x16	\$2035.00	\$2169.00	\$2335.00
10x12	\$1919.00	\$2159.00	\$2275.00
10x14	\$2179.00	\$2299.00	\$2555.00
10x16	\$2435.00	\$2599.00	\$2925.00
12x12 →	\$2159.00	\$2379.00	\$2679.00
12x14 → New Larger	\$2429.00	\$2609.00	\$3029.00
12x16 → Sizes!	\$2689.00	\$2969.00	\$3419.00
12x20 →	\$3439.00	\$3679.00	\$4249.00

PORTSMOUTH PRICING

*Sizes Avail.	Vertical T-111	Horizontal Pine	Vertical Cedar
8x12	\$1569.00	\$1629.00	\$1889.00
8x14	\$1839.00	\$1959.00	\$2149.00
8x16	\$2109.00	\$2239.00	\$2399.00
10x12	\$1999.00	\$2199.00	\$2339.00
10x14	\$2259.00	\$2369.00	\$2619.00
10x16	\$2499.00	\$2659.00	\$2989.00
12x12 →	\$2249.00	\$2459.00	\$2749.00
12x14 → New Larger	\$2499.00	\$2689.00	\$3099.00
12x16 → Sizes!	\$2799.00	\$3029.00	\$3489.00
12x20 →	\$3549.00	\$3699.00	\$4299.00

Options for All Sheds

- 4' Pressure treated ramp.....\$44.00
- Window screen (each).....\$13.00
- 4' Storage loft for 6' wide sheds.....not available
- 4' Storage loft for 8' wide sheds.....\$65.00
- 4' Storage loft for 10' wide sheds.....\$80.00
- 4' Storage loft for 12' wide sheds.....\$95.00
- 8' Shelf (All sheds except cedar models)..... \$45.00

UPGRADES

- Pressure treated plywood floor..... \$1.20/sq.ft.
- 2"x6" Floor joists for 6' or 8' wide sheds..... \$.92/sq.ft.
(2"x6" floor joists are standard on all 10' & 12' wide sheds)
- **From 40" to 54" Double Door.....\$44.00
- **From 40" to 66" Double Door.....\$84.00
- **From 40" to 78" Double Door.....\$114.00

**54" Double Doors not available any 6' wide or 8x8 New Yorker.
66" & 78" Double Doors not available on any New Yorker or 8x12, 10x12 or 12x12 Bostonian due to space restrictions.

Price Includes...

- **FREE** Delivery (to most areas) & Professionally **BUILT** on your site.
- **FREE** Choice of roof style (Gambrel, Peak or Extended Front Peak).
- **FREE** Choice of shingle color (Black, Brown/Tan or White/Gray).

All sheds come complete with floors and asphalt shingles!



Shed Construction

SIDING

Wood has different characteristics including knots & color variations, none of which detract from the quality of your shed.

TEXTURE -111.....(all sheds come unfinished!)

- 1/2" 4'x8' sheets provide rigid construction (vertical only)
- Rustic looking, durable and economical

PINE.....(all sheds come unfinished!)

- Most popular material
- Withstands all types of weather
- Classic tongue & groove (horizontal only)

CEDAR.....(all sheds come unfinished!)

- Classic tongue & groove (vertical only)
- Durable and weather resistant
- Pleasant aroma naturally repels insects
- Ages beautifully and resists rotting
- Very stable, resists warping and buckling

WALLS

- 2x4 construction, 24" on center (horizontal siding)
- 2x4 horizontal construction (vertical siding)
- All galvanized nails and hardware included
- Wall height = 71" Extended front gable front wall = 75"

ROOF

- Your choice of gambrel, peak or extended front peak at no charge. (6' wide sheds available in peak roof only)
- 7/16" OSB
- 2x4 construction, 24" on center
- Self-sealing asphalt shingles with 20 year warranty available in black, brown or white/gray.

ROOF HEIGHTS (all heights are approximate)

- 6' wide peak = 8'
- 8' wide peak = 8'3" • 8' wide gambrel = 9'
- 10' wide peak = 8'11" • 10' wide gambrel = 9'5"
- 12' wide peak = 9'6" • 12' wide gambrel = 9'10"

FLOOR

- 5/8" OSB tongue and groove
- Pressure-treated floor joists standard
- *Optional* pressure-treated plywood available
- 2x4 construction, 16" on center for 6' + 8' wide units
- *Optional* 2x6 floor joists available for 6' + 8' wide units
- 2x6 construction, 16" on center for 10' + 12' wide units

WINDOWS

- Functional, includes flower box & shutters

DOORS

- 40" double door standard (6x6 =26" single door standard)
- *Optional* double doors up to 78"

CONCRETE BLOCK SUPPORTS

- 4 corners, front and back middle supports

Site Requirements

CLEARANCE

Shed site needs to be located at least 3' from any fences, trees, etc. Please remove tree branches or other obstacles 3' around perimeter of shed and 12' above. **Note additional charges.*

LAND GRADE

Land must have less than a 6" slope, with no protruding rocks or stumps in the area. **Note additional charges.*

ACCESS

Shed is delivered in large prefab panels; clear access to site is necessary - stairs, narrow walkways, fences, gates, shrubs, carports, awnings, arbors etc. may present difficulties and should be brought to the attention of SHEDS USA prior to delivery. **Note additional charges.*

LAND QUALITY

Consider other factors when choosing your site including proper drainage, firmness of earth, etc.

PERMITS

Permits are the sole responsibility of the homeowner. Please contact your local town office *soon* after ordering your shed to determine any restrictions or set back requirements.

*ADDITIONAL CHARGES

Shed site must be 150' (feet) or less from where a large tractor-trailer can park. Shed sites 150'-300' from parking area will incur a \$50.00 fee payable to the delivery crew. If your site is further than 300' please contact our main office.

The above site requirements allow us to build a safe, sturdy shed for our customers. If any of these requirements are not met, your shed may not be built and a reschedule fee of \$150.00 will be charged. A 20% restocking fee will result if your shed purchase is canceled after scheduling has occurred.

SHEDS USA will only reschedule a delivery/install date if forced to by events out of our control (weather concerns, illness, mechanical or other difficulties). SHEDS USA's crews deliver/install several sheds per day, therefore the status of one customers order affects many others. To provide the best service for all customers, once a delivery/install date has been agreed to and scheduled by the customer and SHEDS USA, postponement by the customer will result in a \$150.00 fee.

FLOOR DIMENSIONS

All shed size dimensions are approximate. If the customer chooses to install a concrete base or footings, they must first contact Sheds USA for exact outside floor measurements.

Product Warranty

Exclusive 10-YEAR Limited Warranty!

Sheds USA warranties the structural soundness of all its sheds for a period of 10 years from the date of delivery with proper maintenance. A detailed warranty and registration will be sent by mail to all new customers.

About Delivery

- SHEDS USA will acknowledge the receipt of your order by phone or mail. *Please provide a daytime phone number at time of purchase!*
- SHEDS USA will schedule delivery by contacting customer 1 to 2 weeks in advance.
- Delivery times fluctuate according to seasonal volume, weather conditions etc.
- Shed delivery date and installation date may differ.

How to Order Your Shed

Please make the following selections:

Roof style: 6' wide sheds available in peak roof only

- Gambrel Peak Extended Front Peak

Shingle color:

- Black Brown/Tan White/Gray

Shed & Siding Style(refers to door & window layout):

- The New Yorker - (T-111, Cedar, Pine)
 The Bostonian - (T-111, Cedar, Pine)
 The Portsmouth - (T-111, Cedar, Pine)

Shed size: 8 x 12

Options:

- 4' pressure treated ramp
 4' Storage Lofts for: 8' 10' 12'
 8' Shelf (not available on cedar sheds)
 Window screens (note quantity) _____

Upgrades:

- Door enlargement 54" 66" 78"
 Pressure treated plywood floor (enter Sq. Ft.)
 2" x 6" floor joist upgrade 6' sheds 8' sheds

