



STATE OF MAINE
DEPARTMENT OF ENVIRONMENTAL PROTECTION



PAUL R. LEPAGE
GOVERNOR

PATRICIA W. AHO
COMMISSIONER

May 2014

Frank DiDonato, Sr.
87 Skylark Road
Portland, ME 04103

RE: Natural Resources Protection Act Tier I Application, Portland, DEP #L-24212-TB-B-N

Dear Mr. DiDonato:

Please find enclosed a signed copy of your Department of Environmental Protection land use permit. You will note that the permit includes a description of your project, findings of fact that relate to the approval criteria the Department used in evaluating your project, and conditions that are based on those findings and the particulars of your project. Please take several moments to read your permit carefully, paying particular attention to the conditions of the approval. The Department reviews every application thoroughly and strives to formulate reasonable conditions of approval within the context of the Department's environmental laws. You will also find attached some materials that describe the Department's appeal procedures for your information.

If you have any questions about the permit or thoughts on how the Department processed this application please get in touch with me directly. I can be reached at (207) 615 -3236 or by e-mail at lisa.vickers@maine.gov.

Sincerely,

Lisa Vickers, Project Manager
Division of Land Resource Regulation
Bureau of Land & Water Quality

pc: File

AUGUSTA
17 STATE HOUSE STATION
AUGUSTA, MAINE 04333-0017
(207) 287-7688 FAX: (207) 287-7826

BANGOR
106 HOGAN ROAD, SUITE 6
BANGOR, MAINE 04401
(207) 941-4379 FAX: (207) 911-1584

PORTLAND
312 CANCO ROAD
PORTLAND, MAINE 04103
(207) 822-6300 FAX: (207) 822-6303

PRESQUE ISLE
1235 CENTRAL DRIVE, SKYWAY PARK
PRESQUE ISLE, MAINE 04769
(207) 764-0477 FAX: (207) 760-3143



STATE OF MAINE
DEPARTMENT OF ENVIRONMENTAL PROTECTION
17 STATE HOUSE STATION AUGUSTA, MAINE 04333-0017

DEPARTMENT ORDER

IN THE MATTER OF

FRANK DIDONATO, SR.) NATURAL RESOURCES PROTECTION ACT
Portland, Cumberland County) FRESHWATER WETLAND ALTERATION
LOT 13 DEVELOPMENT) WATER QUALITY CERTIFICATION
L-24212-TB-B-N (partial ATF approval)) FINDINGS OF FACT AND ORDER

Project Description: In Department Order #L-24212-TB-A-N, dated July 22, 2008, the Department approved the alteration of 7,601 square feet of forested, freshwater wetlands for the creation of lots, including Lot 13, and rights of way associated with a 17-lot subdivision known as Skylark Commons. The approved wetland impact on Lot 13 was incorrectly depicted as 337 square feet on the original subdivision plan, and the applicant subsequently determined that 658 square feet of forested, freshwater wetlands were altered for the construction of the house. The applicant proposes to alter an additional 370 square feet of forested, forested wetlands for the development associated with Lot 13. With the proposed wetland alteration on Lot 13, cumulative wetland impacts associated with the subdivision will total 8,294 square feet. There is an isolated wetland located six to eight feet from the building, and the applicant proposes to alter this wetland to achieve positive drainage around the building foundation. The area will be re-vegetated with lawn. The proposed project, including the previous wetland that was altered on Lot 13, is shown a plan titled "Wetland Alteration – Lot 13," prepared by BH2M, and dated April 3, 2014.

The applicant has avoided and minimized wetland impacts to the greatest extent practicable through the overall design of the subdivision. The applicant stated that the usable building envelopes within each lot are relatively small, and since the house is already constructed, there are limited options that allow for positive drainage around the building foundation. According to the Department's Geographic Information System (GIS), there are no mapped significant wildlife habitats associated with the project site. The proposed project is located on Skylark Road in the City of Portland.

Permit for:	<input checked="" type="checkbox"/> Tier I
DEP Decision:	<input checked="" type="checkbox"/> Approved <input type="checkbox"/> Denied (see attached letter)
CORPS Action:	<input checked="" type="checkbox"/> The Corps has been notified of your application. The following are subject to Federal screening: (1) projects with previously authorized or unauthorized work, in combination with a Tier I permit for a single and complete project, which total more than 15,000 square feet of altered area; (2) projects with multiple state permits and/or state exemptions which apply to a single and complete project that total more than 15,000 square feet of altered area; and (3) projects that may impact a vernal pool, as determined by the State of Maine or the Corps. If your activity is listed above, <i>Corps approval is required for your project.</i> For information regarding the status of your application contact the Corps' Maine Project Office at 623-8367.

Standard Conditions:


- 1) If construction or operation of the activity is not begun within four (4) years from the date signed, this permit shall lapse and the applicant shall reapply to the Department for a new permit. This permit is transferable only with prior approval from the Department. If the activity is associated with a larger project, starting any aspect of that project constitutes start of construction.
- 2) The project shall be completed according to the plans in the application. Any change in the project plans must be reviewed and approved by the Department.
- 3) Properly installed erosion control measures shall be installed prior to beginning the project, and all disturbed soil should be stabilized immediately upon project completion.
- 4) A copy of this approval will be sent to the City of Portland. Department approval of your activity does not supersede or substitute the need for any necessary local approvals.

THIS APPROVAL DOES NOT CONSTITUTE OR SUBSTITUTE FOR ANY OTHER REQUIRED STATE, FEDERAL OR LOCAL APPROVALS NOR DOES IT VERIFY COMPLIANCE WITH ANY APPLICABLE SHORELAND ZONING ORDINANCES.

DONE AND DATED IN AUGUSTA, MAINE, THIS 23RD DAY OF May, 2014.

DEPARTMENT OF ENVIRONMENTAL PROTECTION

BY: Michael Kuhn
For: Patricia W. Aho, Commissioner



PLEASE NOTE THE ATTACHED SHEET FOR GUIDANCE ON APPEAL PROCEDURES...

lv/L24212bn/ATS#77585



Natural Resources Protection Act (NRPA) Standard Conditions

THE FOLLOWING STANDARD CONDITIONS SHALL APPLY TO ALL PERMITS GRANTED UNDER THE NATURAL RESOURCE PROTECTION ACT, TITLE 38, M.R.S.A. SECTION 480-A ET. SEQ. UNLESS OTHERWISE SPECIFICALLY STATED IN THE PERMIT.

- A. Approval of Variations From Plans. The granting of this permit is dependent upon and limited to the proposals and plans contained in the application and supporting documents submitted and affirmed to by the applicant. Any variation from these plans, proposals, and supporting documents is subject to review and approval prior to implementation.
- B. Compliance With All Applicable Laws. The applicant shall secure and comply with all applicable federal, state, and local licenses, permits, authorizations, conditions, agreements, and orders prior to or during construction and operation, as appropriate.
- C. Erosion Control. The applicant shall take all necessary measures to ensure that his activities or those of his agents do not result in measurable erosion of soils on the site during the construction and operation of the project covered by this Approval.
- D. Compliance With Conditions. Should the project be found, at any time, not to be in compliance with any of the Conditions of this Approval, or should the applicant construct or operate this development in any way other the specified in the Application or Supporting Documents, as modified by the Conditions of this Approval, then the terms of this Approval shall be considered to have been violated.
- E. Time frame for approvals. If construction or operation of the activity is not begun within four years, this permit shall lapse and the applicant shall reapply to the Board for a new permit. The applicant may not begin construction or operation of the activity until a new permit is granted. Reapplications for permits may include information submitted in the initial application by reference. This approval, if construction is begun within the four-year time frame, is valid for seven years. If construction is not completed within the seven-year time frame, the applicant must reapply for, and receive, approval prior to continuing construction.
- F. No Construction Equipment Below High Water. No construction equipment used in the undertaking of an approved activity is allowed below the mean high water line unless otherwise specified by this permit.
- G. Permit Included In Contract Bids. A copy of this permit must be included in or attached to all contract bid specifications for the approved activity.
- H. Permit Shown To Contractor. Work done by a contractor pursuant to this permit shall not begin before the contractor has been shown by the applicant a copy of this permit.

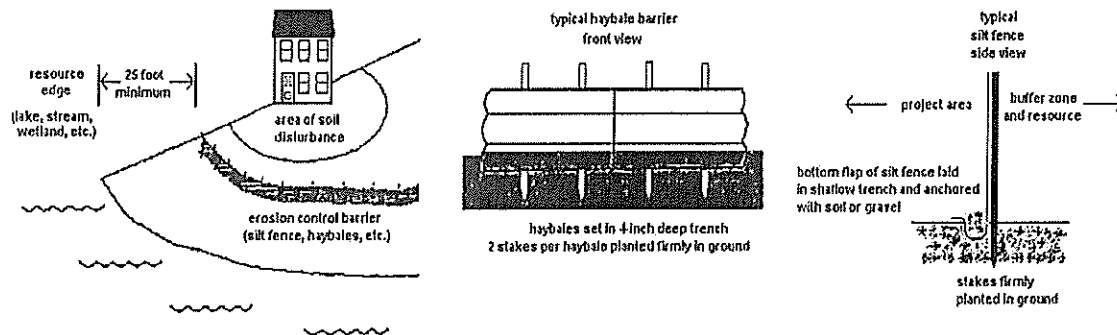


STATE OF MAINE
DEPARTMENT OF ENVIRONMENTAL PROTECTION
17 STATE HOUSE STATION, AUGUSTA, MAINE 04333

Erosion Control for Homeowners

Before Construction

1. If you have hired a contractor, make sure you discuss your permit with them. Talk about what measures they plan to take to control erosion. Everybody involved should understand what the resource is, and where it is located. Most people can identify the edge of a lake or river. However, the edges of wetlands are often not so obvious. Your contractor may be the person actually pushing dirt around, but you are both responsible for complying with the permit.
2. Call around to find where erosion control materials are available. Chances are your contractor has these materials already on hand. You probably will need silt fence, hay bales, wooden stakes, grass seed (or conservation mix), and perhaps filter fabric. Places to check for these items include farm & feed supply stores, garden & lawn suppliers, and landscaping companies. It is not always easy to find hay or straw during late winter and early spring. It also may be more expensive during those times of year. Plan ahead -- buy a supply early and keep it under a tarp.
3. Before any soil is disturbed, make sure an erosion control barrier has been installed. The barrier can be either a silt fence, a row of staked hay bales, or both. Use the drawings below as a guide for correct installation and placement. The barrier should be placed as close as possible to the soil-disturbance activity.
4. If a contractor is installing the erosion control barrier, double check it as a precaution. Erosion control barriers should be installed "on the contour", meaning at the same level or elevation across the land slope, whenever possible. This keeps stormwater from flowing to the lowest point along the barrier where it can build up and overflow or destroy the barrier.



During Construction

1. Use lots of hay or straw mulch on disturbed soil. The idea behind mulch is to prevent rain from striking the soil directly. It is the force of raindrops hitting the bare ground that makes the soil begin to move downslope with the runoff water, and cause erosion. More than 90% of erosion is prevented by keeping the soil covered.
2. Inspect your erosion control barriers frequently. This is especially important after a rainfall. If there is muddy water leaving the project site, then your erosion controls are not working as intended. You or your contractor then need to figure out what can be done to prevent more soil from getting past the barrier.

3. Keep your erosion control barrier up and maintained until you get a good and healthy growth of grass and the area is permanently stabilized.

After Construction

1. After your project is finished, seed the area. Note that all ground covers are not equal. For example, a mix of creeping red fescue and Kentucky bluegrass is a good choice for lawns and other high-maintenance areas. But this same seed mix is a poor selection for stabilizing a road shoulder or a cut bank that you don't intend to mow. Your contractor may have experience with different seed mixes, or you might contact a seed supplier for advice.
2. Do not spread grass seed after September 15. There is the likelihood that germinating seedlings could be killed by a frost before they have a chance to become established. Instead, mulch the area with a thick layer of hay or straw. In the spring, rake off the mulch and then seed the area. Don't forget to mulch again to hold in moisture and prevent the seed from washing away or being eaten by birds or other animals.
3. Keep your erosion control barrier up and maintained until you get a good and healthy growth of grass and the area is permanently stabilized.

Why Control Erosion?

To Protect Water Quality


When soil erodes into protected resources such as streams, rivers, wetlands, and lakes, it has many bad effects. Eroding soil particles carry phosphorus to the water. An excess of phosphorus can lead to explosions of algae growth in lakes and ponds called blooms. The water will look green and can have green slime in it. If you are near a lake or pond, this is not pleasant for swimming, and when the soil settles out on the bottom, it smothers fish eggs and small animals eaten by fish. There many other effects as well, which are all bad.

To Protect the Soil

It has taken thousands of years for our soil to develop. Its usefulness is evident all around us, from sustaining forests and growing our garden vegetables, to even treating our septic wastewater! We cannot afford to waste this valuable resource.

To Save Money (\$\$)

Replacing topsoil or gravel washed off your property can be expensive. You end up paying twice because State and local governments wind up spending your tax dollars to dig out ditches and storm drains that have become choked with sediment from soil erosion.



DEP INFORMATION SHEET

Appealing a Department Licensing Decision

Dated: March 2012

Contact: (207) 287-2811

SUMMARY

There are two methods available to an aggrieved person seeking to appeal a licensing decision made by the Department of Environmental Protection's ("DEP") Commissioner: (1) in an administrative process before the Board of Environmental Protection ("Board"); or (2) in a judicial process before Maine's Superior Court. An aggrieved person seeking review of a licensing decision over which the Board had original jurisdiction may seek judicial review in Maine's Superior Court.

A judicial appeal of final action by the Commissioner or the Board regarding an application for an expedited wind energy development (35-A M.R.S.A. § 3451(4)) or a general permit for an offshore wind energy demonstration project (38 M.R.S.A. § 480-HH(1)) or a general permit for a tidal energy demonstration project (38 M.R.S.A. § 636-A) must be taken to the Supreme Judicial Court sitting as the Law Court.

This INFORMATION SHEET, in conjunction with a review of the statutory and regulatory provisions referred to herein, can help a person to understand his or her rights and obligations in filing an administrative or judicial appeal.

I. ADMINISTRATIVE APPEALS TO THE BOARD

LEGAL REFERENCES

The laws concerning the DEP's *Organization and Powers*, 38 M.R.S.A. §§ 341-D(4) & 346, the *Maine Administrative Procedure Act*, 5 M.R.S.A. § 11001, and the DEP's *Rules Concerning the Processing of Applications and Other Administrative Matters* ("Chapter 2"), 06-096 CMR 2 (April 1, 2003).

HOW LONG YOU HAVE TO SUBMIT AN APPEAL TO THE BOARD

The Board must receive a written appeal within 30 days of the date on which the Commissioner's decision was filed with the Board. Appeals filed after 30 calendar days of the date on which the Commissioner's decision was filed with the Board will be rejected.

HOW TO SUBMIT AN APPEAL TO THE BOARD

Signed original appeal documents must be sent to: Chair, Board of Environmental Protection, c/o Department of Environmental Protection, 17 State House Station, Augusta, ME 04333-0017; faxes are acceptable for purposes of meeting the deadline when followed by the Board's receipt of mailed original documents within five (5) working days. Receipt on a particular day must be by 5:00 PM at DEP's offices in Augusta; materials received after 5:00 PM are not considered received until the following day. The person appealing a licensing decision must also send the DEP's Commissioner a copy of the appeal documents and if the person appealing is not the applicant in the license proceeding at issue the applicant must also be sent a copy of the appeal documents. All of the information listed in the next section must be submitted at the time the appeal is filed. Only the extraordinary circumstances described at the end of that section will justify evidence not in the DEP's record at the time of decision being added to the record for consideration by the Board as part of an appeal.

WHAT YOUR APPEAL PAPERWORK MUST CONTAIN

Appeal materials must contain the following information at the time submitted:

1. *Aggrieved Status.* The appeal must explain how the person filing the appeal has standing to maintain an appeal. This requires an explanation of how the person filing the appeal may suffer a particularized injury as a result of the Commissioner's decision.
2. *The findings, conclusions or conditions objected to or believed to be in error.* Specific references and facts regarding the appellant's issues with the decision must be provided in the notice of appeal.
3. *The basis of the objections or challenge.* If possible, specific regulations, statutes or other facts should be referenced. This may include citing omissions of relevant requirements, and errors believed to have been made in interpretations, conclusions, and relevant requirements.
4. *The remedy sought.* This can range from reversal of the Commissioner's decision on the license or permit to changes in specific permit conditions.
5. *All the matters to be contested.* The Board will limit its consideration to those arguments specifically raised in the written notice of appeal.
6. *Request for hearing.* The Board will hear presentations on appeals at its regularly scheduled meetings, unless a public hearing on the appeal is requested and granted. A request for public hearing on an appeal must be filed as part of the notice of appeal.
7. *New or additional evidence to be offered.* The Board may allow new or additional evidence, referred to as supplemental evidence, to be considered by the Board in an appeal only when the evidence is relevant and material and that the person seeking to add information to the record can show due diligence in bringing the evidence to the DEP's attention at the earliest possible time in the licensing process or that the evidence itself is newly discovered and could not have been presented earlier in the process. Specific requirements for additional evidence are found in Chapter 2.

OTHER CONSIDERATIONS IN APPEALING A DECISION TO THE BOARD

1. *Be familiar with all relevant material in the DEP record.* A license application file is public information, subject to any applicable statutory exceptions, made easily accessible by DEP. Upon request, the DEP will make the material available during normal working hours, provide space to review the file, and provide opportunity for photocopying materials. There is a charge for copies or copying services.
2. *Be familiar with the regulations and laws under which the application was processed, and the procedural rules governing your appeal.* DEP staff will provide this information on request and answer questions regarding applicable requirements.
3. *The filing of an appeal does not operate as a stay to any decision.* If a license has been granted and it has been appealed the license normally remains in effect pending the processing of the appeal. A license holder may proceed with a project pending the outcome of an appeal but the license holder runs the risk of the decision being reversed or modified as a result of the appeal.

WHAT TO EXPECT ONCE YOU FILE A TIMELY APPEAL WITH THE BOARD

The Board will formally acknowledge receipt of an appeal, including the name of the DEP project manager assigned to the specific appeal. The notice of appeal, any materials accepted by the Board Chair as supplementary evidence, and any materials submitted in response to the appeal will be sent to Board members with a recommendation from DEP staff. Persons filing appeals and interested persons are notified in advance of the date set for Board consideration of an appeal or request for public hearing. With or without holding a public hearing, the Board may affirm, amend, or reverse a Commissioner decision or remand the matter to the Commissioner for further proceedings. The Board will notify the appellant, a license holder, and interested persons of its decision.

II. JUDICIAL APPEALS

Maine law generally allows aggrieved persons to appeal final Commissioner or Board licensing decisions to Maine's Superior Court, see 38 M.R.S.A. § 346(1); 06-096 CMR 2; 5 M.R.S.A. § 11001; & M.R. Civ. P 80C. A party's appeal must be filed with the Superior Court within 30 days of receipt of notice of the Board's or the Commissioner's decision. For any other person, an appeal must be filed within 40 days of the date the decision was rendered. Failure to file a timely appeal will result in the Board's or the Commissioner's decision becoming final.

An appeal to court of a license decision regarding an expedited wind energy development, a general permit for an offshore wind energy demonstration project, or a general permit for a tidal energy demonstration project may only be taken directly to the Maine Supreme Judicial Court. See 38 M.R.S.A. § 346(4).

Maine's Administrative Procedure Act, DEP statutes governing a particular matter, and the Maine Rules of Civil Procedure must be consulted for the substantive and procedural details applicable to judicial appeals.

ADDITIONAL INFORMATION

If you have questions or need additional information on the appeal process, for administrative appeals contact the Board's Executive Analyst at (207) 287-2452 or for judicial appeals contact the court clerk's office in which your appeal will be filed.

Note: The DEP provides this INFORMATION SHEET for general guidance only; it is not intended for use as a legal reference. Maine law governs an appellant's rights.
