AIR CURTAIN WIRING DIAGRAM
(WITH ELECTRIC HEATERS)

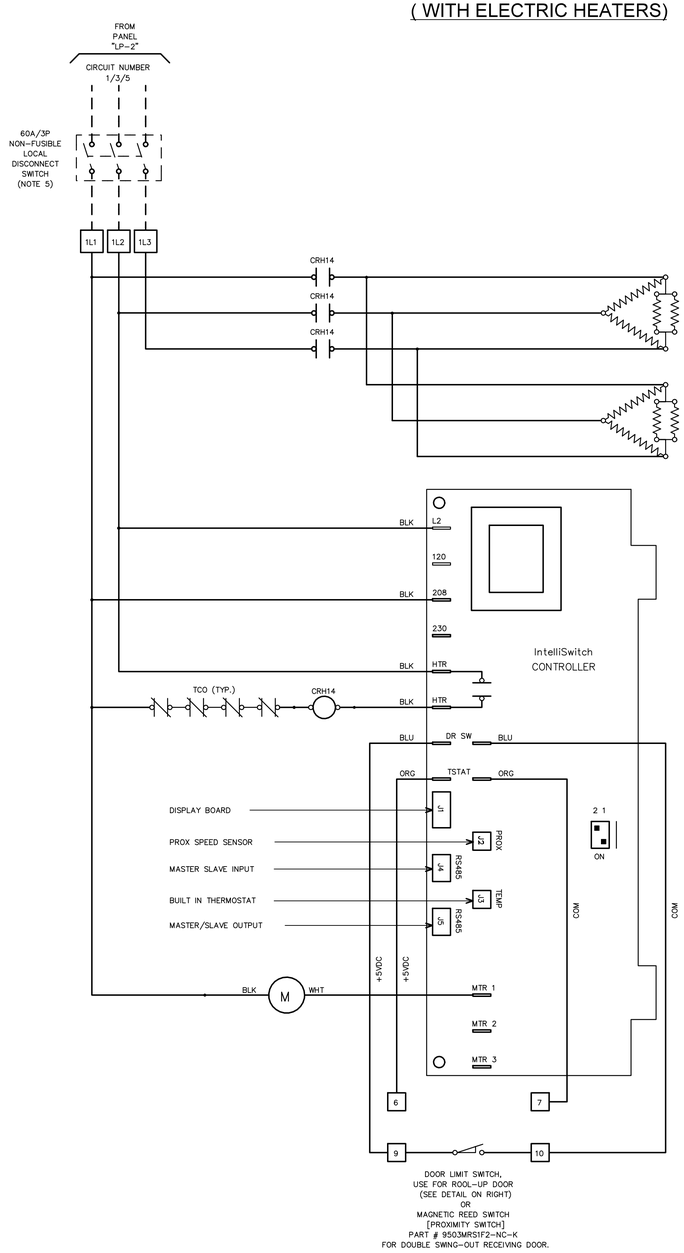

NOTES:

1. AIR CURTAIN IS FURNISHED WITH TEMPERATURE DIODE TYPE SENSOR FACTORY PREWIRED TO INTELLI SWITCH. SENSOR MEASURES OUTSIDE AIR TEMPERATURE. CONTRACTOR SHALL DRILL AN OPENING TO THE OUTSIDE WALL ABOVE THE AIR CURTAIN. INSERT SENSOR CABLE INTO DRILLED OPENNG UNTIL SENSOR TIP IS EXTENDED APPROXIMATELY 1\8\/2" TO 2" BEYOND OUTSIDE WALL AND SEAL OPENING.
2. SEQUENCE OF OPERATION:
   a. WHEN DOOR MOVES IN FULLY OPEN POSITION AND DOOR SWITCH IS ACTUATED, FAN TURNS ON. EATERS SHALL ALSO TURN ON IF OUTSIDE TEMPERATURE IS BELOW 50F.
   b. WHEN DOOR START MOVING DOWN AND DOOR SWITCH IS RELEASED, FAN AND HEATERS SHALL TURN OFF WITH ONE (1) MINUTE TIME DELAY.
3. CONTOLLER FACTORY DEFAULT SETTINGS:
   a. TEMPERATURE: 50F.
   b. OFF TIME DELAY: 1 MINUTE
4. DIP SWITCH SETTINGS:

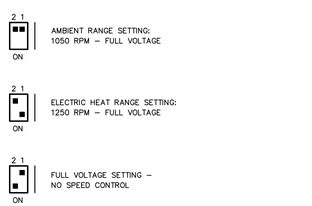

5. NON-FUSIBLE LOCAL DISCONNECTS SHALL BE MOUNTED AT APPROXIMATELY 9'-0" A.F.F.

LEGEND:

FACTORY WIRING
FIELD WIRING

N/A

DOOR LIMIT SWITCH DETAIL

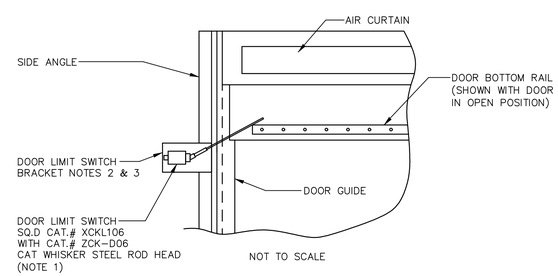

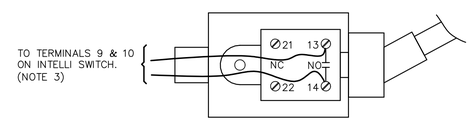

DOOR LIMIT SWITCH WIRING

NOTES:

1. DOOR LIMIT SWITCH SHALL BE SUPPLIED WITH AIR CURTAIN AND INSTALLED BY ELECTRICAL CONTRACTOR.
2. BRACKET FOR DOOR LIMIT SWITCH SHALL BE ATTACHED TO SIDE ANGLE AND FURNISHED AND INSTALLED BY ELECTRICAL CONTRACTOR.
3. BRACKET AND DOOR LIMIT SWITCH SHALL BE POSITIONED NEAR TOP OF THE DOOR. WHEN DOOR IS FULLY OPEN DOOR LIMIT SWITCH ROD SHALL BE ACTUATED BY DOOR BOTTOM RAIL. DOOR LIMIT SWITCH NORMALLY OPEN CONTACT SHALL CLOSE AND START OPERATION OF AIR CURTAIN EQUIPMENT. DOOR LIMIT SWITCH SHALL BE WIRED TO TERMINALS 9 AND 10 ON INTELLI SWITCH.

MOESER & ASSOCIATES
206 AYER ROAD HARVARD, MA 978-456-6905
ARCHITECT

DRAWINGS/SPECIFICATIONS BY:
☐ WALGREENS'
■ LANDLORD'S CONSULTANT

ALL CONSTRUCTION WORK, UNLESS NOTED OTHERWISE, BY:
☐ WALGREENS' CONTRACTOR
■ LANDLORD'S CONTRACTOR (TURNKEY CONSTRUCTION)

STORE	BUILDING
NEW . . . . . ■	NEW . . . . . ■
REMODELING . . . . . ☐	EXISTING . . . . . ☐
RELOCATION . . . . . ☐	NEW SHELL ONLY . . ☐
OTHERS . . . . . ☐	

NO.	DATE	BY	DESCRIPTION	CONST

REVISIONS

CERTIFICATION AND SEAL

I HEREBY CERTIFY THAT THIS PLAN AND SPECIFICATION WAS PREPARED BY ME OR UNDER MY DIRECT SUPERVISION AND THAT I AM A DULY REGISTERED ARCHITECT OR ENGINEER UNDER THE LAWS OF THE STATE OF MAINE AS SIGNIFIED BY MY HAND AND SEAL.

FISCAL 2007 CRITERIA - STORE #12326

WALGREENS
(NWC) WASHINGTON & ALLEN AVES.
PORTLAND, MAINE

DRAWING TITLE
AIR CURTAIN WIRING DIAGRAM

CADD PLOT:
VOID PLOT:
RELEASED TO CONSTRUCTION

SCALE: AS NOTED
DRAWN BY: TD
DATE: 3-26-09
REVIEWED BY: SAM

DRAWING NO.
E4.6