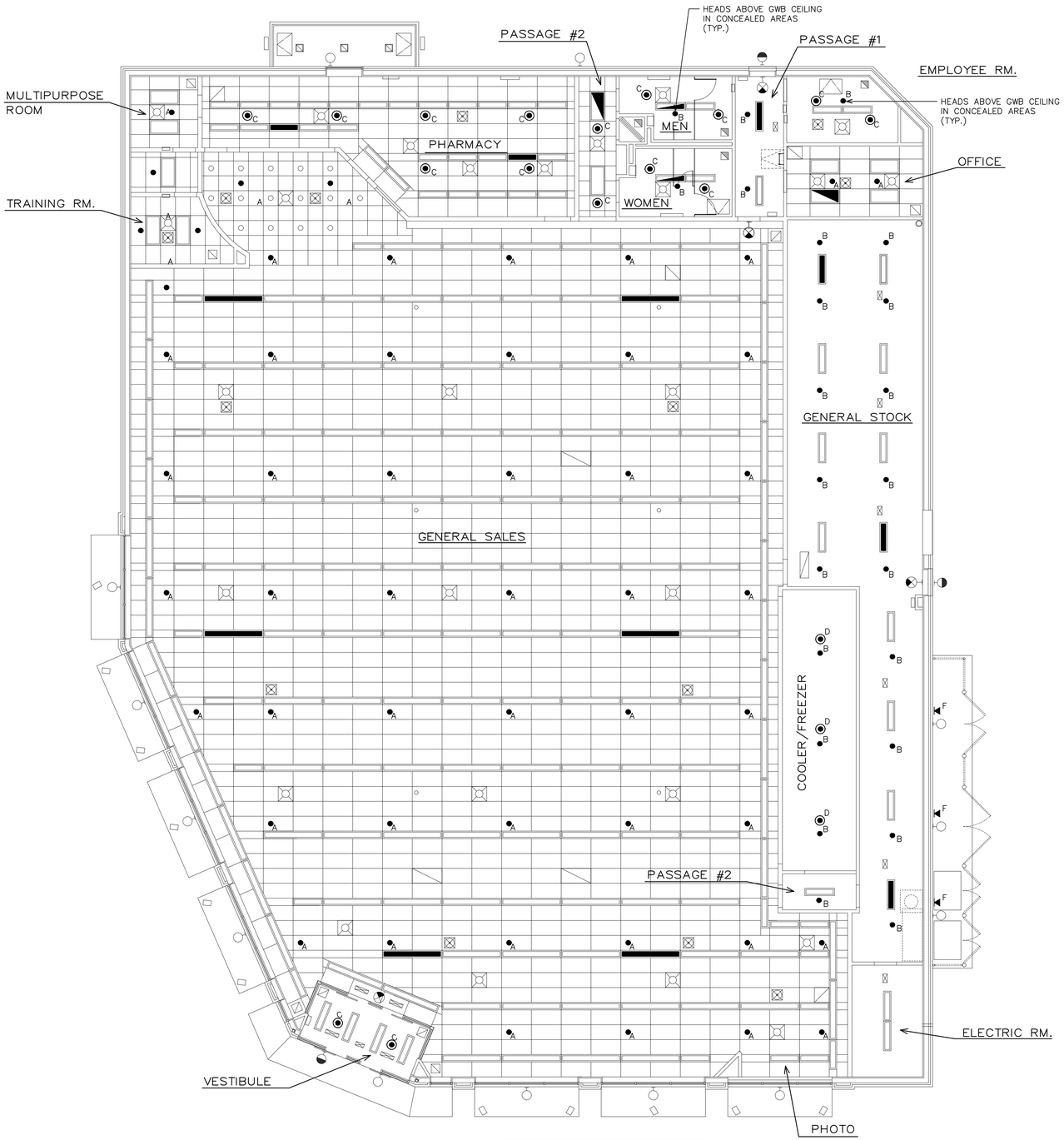

SPRINKLER PIPE MOUNTING NOTE :

SPRINKLER PIPING MUST BE HELD TIGHT TO THE ROOF TRUSSES' BOTTOM CHORD IN STOCKROOM.

SPRINKLER HEAD LAYOUT

SCALE 1/8"=1'-0"

RISER DETAIL WITH ANTI-FREEZE

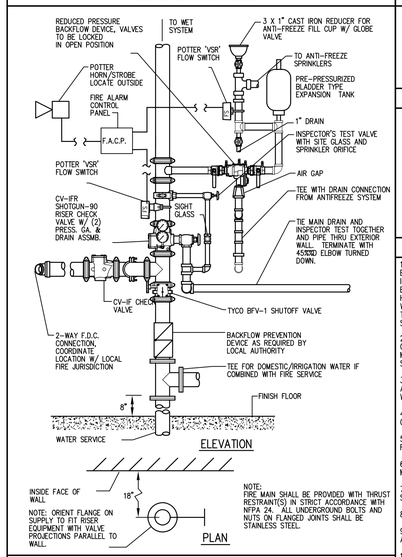

COOLER/FREEZER DRY PENDANT SPRINKLER

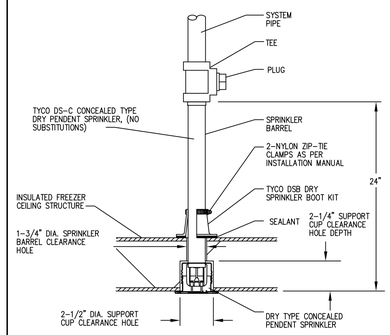

DOCUMENT HOLDER DETAIL

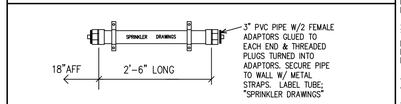

SPRINKLER KEY

- A — RECESSED PENDANT SPRINKLER HEAD W/ESCUTHEON AT SUSPENDED A.C.T.
- B — UPRIGHT SPRINKLER HEAD (NO CEILING) OPEN TO DECK
- C — CONCEALED SPRINKLER HEAD WITH COVER.
- D — DRY PENDENT SPRINKLER HEAD IN REFRIGERATION.
- E — PENDENT SPRINKLER HEAD IN NON-HEATED TOWER ON GLYCOL LOOP.
- F — EXTERIOR SIDEWALL SPRINKLER HEAD ON GLYCOL LOOP.
- G — NON-HEATED TRASH SHOOT W/SHUT OFF VALVE ON GLYCOL LOOP.

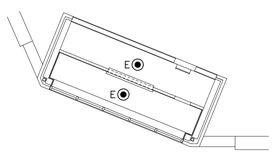

SPRINKLER HEAD LAYOUT AT ENTRANCE TOWER

SCALE 1/8"=1'-0"

AUTHORITY HAVING JURISDICTION (AHJ)

NAME: _____

TELEPHONE: _____

CONTACT PERSON: _____

SYSTEM DESIGNED PER: _____

WATER FLOW INFORMATION

SOURCE OF TEST DATA: _____
(TEST OF RECORD MUST BE WITHIN 90 DAYS OF DRAWING SUBMITTAL DATE)

LOCATION OF TEST: _____
HYDRANT NUMBERS: _____
DATE OF TEST: _____
TIME OF TEST: _____
STATIC PRESSURE: _____ P.S.I.
RESIDUAL PRESSURE: _____ P.S.I.
FLOW: _____ G.P.M.

GENERAL NOTES

1. THIS DRAWING SHALL DEFINE THE LAYOUT OF THE BUILDING SPRINKLER SYSTEM AND SHALL BE THE BASIS OF THE SPRINKLER CONTRACTOR'S SHOP DRAWING AND OTHER DOCUMENTS. IT SHALL BE INCLUDED IN THE CONSTRUCTION DRAWINGS SUBMITTED TO WALGREENS. PROJECT DRAWING FP1.1 MUST BE APPROVED BY WALGREENS PRIOR TO ANY FIRE PROTECTION PERMIT APPLICATION SUBMISSION TO THE AUTHORITY HAVING JURISDICTION. ARCHITECT OF RECORD SHALL BE RESPONSIBLE FOR DOWNLOADING THE CURRENT WALGREEN FP1.1 BASE SHEET, INSERTING THE PROJECT SPECIFIC CEILING PLAN BACKGROUND IMAGE AND TRANSMITTING IT TO THE FIRE PROTECTION DESIGNER FOR COMPLETION OF THE ABOVE INFORMATION, SPRINKLER LOCATIONS AND PIPE LAYOUT.

2. VERIFY WITH WALGREENS PROJECT ARCHITECT FOR PROJECTS WITH SPECIAL, NON-PROTOTYPICAL DESIGN CONDITIONS SUCH AS BASEMENT STOCK ROOMS. PROTOTYPE STOCK ROOM SHALL ACCOMMODATE MERCHANDISE STORED TO 15 FEET ABOVE FINISH FLOOR AND SHALL BE PROTECTED AS A HIGH-PILED STORAGE REMOTE AREA.

3. DEVIATIONS FROM WALGREEN FIRE PROTECTION CRITERIA REQUIRED TO COMPLY WITH GOVERNING CODES AND/OR REQUIREMENTS OF THE AUTHORITIES HAVING JURISDICTION SHALL BE SUBMITTED, IN WRITTING, TO WALGREENS PROJECT ARCHITECT.

4. IF HIGH-PILED STORAGE PERMIT OR LICENSE IS REQUIRED BY AUTHORITY HAVING JURISDICTION, COMPLETE APPLICATION AS REQUIRED AND INCLUDE WITH OTHER SUBMITTALS TO WALGREENS.

5. REFER TO STOCK ROOM FIXTURE KEY AND SITE SPECIFIC WALGREEN FIXTURE FLOOR PLAN, D1, FOR FIXTURE LAYOUT AND DETAILS.

6. REFER TO ELECTRICAL DRAWINGS FOR FIRE ALARM SYSTEM INFORMATION AND CIVIL DRAWINGS FOR FIRE MAIN SERVICE AND OTHER PROJECT SITE COMPONENTS OF FIRE PROTECTION.

7. COORDINATE WITH CIVIL AND SURVEY FOR HYDRANT AND TAP LOCATIONS, SERVICE PIPING AND ITEMS SUCH AS ON-SITE PITS AND VALVES.

8. SPRINKLERS FOR BUILDING ELEMENTS SUBJECT TO FREEZING SHALL BE SERVED BY A DRY SYSTEM.

9. FIRE PROTECTION SYSTEM SHALL PROVIDE DENSITIES FOR HAZARDS DEFINED PER WATER SUPPLY AVAILABLE, WITH AUXILIARY PUMPS AS REQUIRED, BASED ON FLOW TESTS IDENTIFIED ON THIS DRAWING.

10. DRIVE-THRU PHARMACY CANOPY SOFFIT AREA SHALL BE SPRINKLERED. PROVIDE SIDE WALL SPRINKLERS BELOW SOFFIT IF CANOPY IS OF NON-COMBUSTIBLE CONSTRUCTION.

11. EXTERIOR BUILDING ELEMENTS OF COMBUSTIBLE CONSTRUCTION SHALL BE SPRINKLERED.

WATER DENSITIES AND SPRINKLER SPECIFICATIONS

GENERAL SALES:
SPRINKLERS IN THE GENERAL SALES AREA SHALL PROVIDE A DENSITY OF 0.20 GPM PER SF CALCULATED OVER THE MOST HYDRAULICALLY DEMANDING 1,500 SF (OR 5 SPRINKLERS MINIMUM) PER NFPA 13, 2002 EDITION, ORDINARY HAZARD GROUP II (FIGURE 11.2.3.1.5 & SECTION 11.2.3.2.2.4). SPRINKLERS SHALL BE SERIES EC-11 OR EC-14, 155 F/68C EXTENDED COVERAGE ORDINARY HAZARD RECESSED PENDENT, STYLE 40, IN WHITE POLYESTER FINISH PER TYCO FIRE & BUILDING PRODUCTS DATA SHEET TFP 220. SPRINKLERS SHALL BE SPACED AT A MAXIMUM OF 16 FEET ON CENTER, COORDINATED PER CEILING PLAN.

PHARMACY & PATIENT SEATING:
SPRINKLERS IN THE PHARMACY & PATIENT SEATING AREAS SHALL PROVIDE A DENSITY OF 0.20 GPM PER SF PER NFPA 13, 2002 EDITION, ORDINARY HAZARD GROUP II (FIGURE 11.2.3.1.5). SPRINKLERS SHALL BE SERIES RFII, CONCEALED, STANDARD COVERAGE (130 SF MAXIMUM SPACING), QUICK RESPONSE, 155F/68C SPRINKLER WITH 135F/57C COVER PLATE. COVER PLATE SHALL BE WHITE FINISH, PER TYCO FIRE & BUILDING PRODUCTS DATA SHEET TFP 181.

SERVICE AREAS & PHOTO:
SPRINKLERS IN SERVICE AREAS SHALL PROVIDE A DENSITY OF 0.10 GPM PER SF PER NFPA 13, 2002 EDITION, LIGHT HAZARD (FIGURE 11.2.3.1.5). SPRINKLERS SHALL BE SERIES RFII, CONCEALED, STANDARD COVERAGE (225 SF MAXIMUM SPACING), QUICK RESPONSE, 155F/68C SPRINKLER WITH 135F/57C COVER PLATE. COVER PLATE SHALL BE WHITE FINISH, PER TYCO FIRE & BUILDING PRODUCTS DATA SHEET TFP 181.

GENERAL STOCK:
SPRINKLERS IN THE GENERAL STOCK AREA SHALL PROVIDE A DENSITY OF 0.35 GPM PER SF CALCULATED OVER THE ENTIRE STOCK AREA, BASED ON NFPA 13, 2002 EDITION, FIGURE 12.3.2.1.2 AND FIGURE 12.3.2.1.2(D) CURVE "C" (0.58 GPM/SF OVER 2,000 SF. DENSITY IS REDUCED PER NFPA 13 FIGURE 12.3.2.1.5) TO 0.58 GPM/SF X 60% = 0.348 GPM/SF, ROUNDED UP TO 0.35 GPM/SF.) SPRINKLERS SHALL BE SERIES ELO-231B, STANDARD RESPONSE, 286F/141C BRASS FINISH SPRINKLER PER TYCO FIRE & BUILDING PRODUCTS DATA SHEET TFP 342.

NO IN-RACK SPRINKLERS ARE USED. CEILING SPRINKLER DEFLECTORS SHALL BR LOCATED 1" TO 12" FROM ROOF DECK PER NFPA 13(8.6.4.1.1.1.). A MINIMUM CLEARANCE OF 18" FROM DEFLECTOR TO TOP OF PILE SHALL BE MAINTAINED PER NFPA 13(8.6.6.1.). SPRINKLERS ARE PLACED OVER AISLES.

FIRE HAZARD CLASSIFICATION INFORMATION

1. THE BULK OF MERCHANDISE IS RECEIVED DETRASHED IN PLASTIC TOTES WITH THE EXCEPTION OF BULK ITEMS SUCH AS PAPER GOODS WHICH ARE RECEIVED IN THEIR ORIGINAL CORRUGATED CARDBOARD BOXES. BULK ITEMS COMPRISE NOT GREATER THAN 10% BY WEIGHT, OF THE DELIVERY.

2. ITEMS RECEIVED IN TOTES ARE IMMEDIATELY PLACED ON SALES FLOOR WITH EXCESS PRODUCT STORED IN THE STOCK ROOM. PLASTIC TOTES ARE EMPTIED, STACKED AND AS A GENERAL RULE, PLACED IN AN EXTERIOR CORRAL FOR RETURN TO THE DISTRIBUTION CENTER UPON THE NEXT STORE DELIVERY. BULK ITEMS THAT CAN NOT BE IMMEDIATELY PLACED ON THE SALES FLOOR ARE ALSO STORED IN THE STOCK ROOM.

3. PRODUCTS STORED ARE CLASS III, WITH MINIMAL EXCEPTIONS OF CLASS IV, SUCH AS LEVEL 2 AEROSOLS AND PRODUCTS CONTAINING GROUP A AND GROUP B PLASTICS.

4. THE BULK OF GROUP A PLASTIC STORED IS PACKAGING AND LIMITED PLASTIC PARTS. THE PERCENTAGE BY WEIGHT OF UNEXPANDED PLASTIC IS LESS THAN 15% WITH NO APPRECIABLE VOLUME OF EXPANDED PLASTICS. IN ACCORDANCE WITH IFC SECTION 2303.7.4 AND FIGURE 2303.7.4 THE PRODUCTS STORED MEET A CLASS IV COMMODITY CLASSIFICATION.

5. COMMODITIES STORED IN HIGH-PILED REMOTE AREA ARE CLASS I THROUGH IV, NON-ENCAPSULATED. SPRINKLER DESIGN IS BASED ON CLASS IV, WORST CASE AS ALL CLASS IV AS DEFINED IN IFC 2303.2 THROUGH 2303.6, IN A MIXED ARRAY.

6. STORAGE CONFIGURATION IS FLOOR SUPPORTED, METAL, SINGLE-ROW OR WALL RACKS WITH METAL SHELVING WITH GREATER THAN 50% OPENINGS ALIGNED WITH AISLES AS DEFINED ON WALGREEN FIXTURE PLAN.

7. NO FORKLIFTS ARE UTILIZED AND ALL STOCK IS HAND PLACED. THE STOCK ROOM IS SECURED AT ALL TIMES AND IS ACCESSIBLE ONLY TO STAFF AND STAFF SUPERVISED VISITORS.

INSTALLATION NOTES

1. INSTALLATION OF MECHANICAL AND PLUMBING WORK SHALL CONFORM TO VERTICAL SEPERATION ZONES.

2. SPRINKLERS ARE NOT REQUIRED TO BE PLACED IN THE CENTER OF ACOUSTIC TILES. SPRINKLERS LESS THAN 7 FEET ABOVE FINISHED FLOOR SHALL BE PROTECTED WITH GUARDS. NO SPRINKLER PIPING SHALL BE EXPOSED IN SPACES WITH FINISHED CEILINGS.

3. WALGREENS SHALL LOCATE THE FIELD-DRILLED HOLES FOR DRY PENDENT SPRINKLERS WITHIN COOLER/FREEZER ROOF PANELS. PROVIDE SWING JOINTS AT DROPS ABOVE COOLER CONSTRUCTION TO ALIGN WITH DRY PENDENT SPRINKLER LOCATIONS.

4. ALL SPRINKLERS SHALL BE INSTALLED WITH MANUFACTURER'S WRENCH AND/OR MANUFACTURER REQUIRED METHOD DESIGNATED FOR THAT PARTICULAR SPRINKLER. ANY SPRINKLER INSTALLED WITH OTHER MEANS OR DAMAGED IN ANY MANNER SHALL BE REPLACED AT NO COST TO WALGREENS.

VERTICAL SEPERATION ZONES

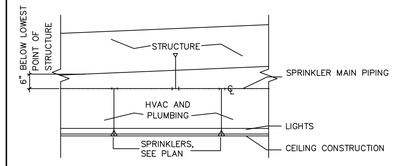

MOESER & ASSOCIATES
206 AYER ROAD HARVARD, MA 978-456-6905
ARCHITECT

DRAWINGS/SPECIFICATIONS BY:
- ☐ WALGREENS'
- ■ LANDLORD'S CONSULTANT

ALL CONSTRUCTION WORK, UNLESS NOTED OTHERWISE, BY:
- ☐ WALGREENS' CONTRACTOR
- ■ LANDLORD'S CONTRACTOR (TURNKEY CONSTRUCTION)

STORE		BUILDING	
NEW	■	NEW	■
REMODELING	☐	EXISTING	☐
RELOCATION	☐	NEW SHELL ONLY	☐
OTHERS	☐		

NO.	DATE	BY	DESCRIPTION	CONST

REVISIONS

CERTIFICATION AND SEAL

I HEREBY CERTIFY THAT THIS PLAN AND SPECIFICATION WAS PREPARED BY ME OR UNDER MY DIRECT SUPERVISION AND THAT I AM A DULY REGISTERED ARCHITECT OR ENGINEER UNDER THE LAWS OF THE STATE OF MAINE AS SIGNIFIED BY MY HAND AND SEAL.

FISCAL 2007 CRITERIA - STORE #12326

WALGREENS
(NWC) WASHINGTON & ALLEN AVES.
PORTLAND, MAINE

DRAWING TITLE
FIRE PROTECTION PLAN

CADD PLOT:
VOID PLOT:
RELEASED TO CONSTRUCTION

SCALE: AS NOTED
DRAWN BY: TD
DATE: 3-26-09
REVIEWED BY: SAM

DRAWING NO. **FP1.1**