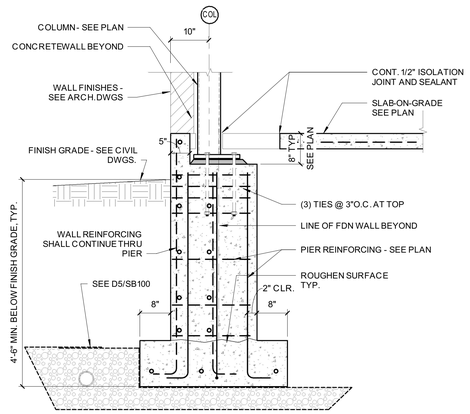

D6	TYPICAL DETAIL AT EXTERIOR PIER
3/4" = 1'-0"	

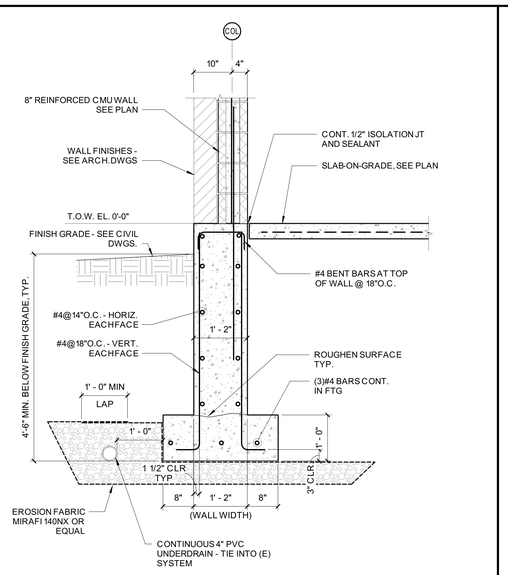

D5	SECTION AT EXTERIOR WALL
3/4" = 1'-0"	

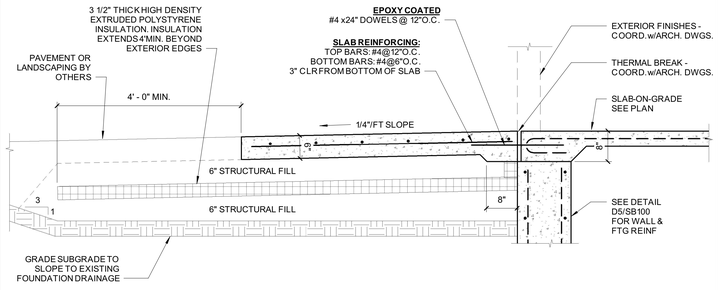

C6	DETAIL
3/4" = 1'-0"	

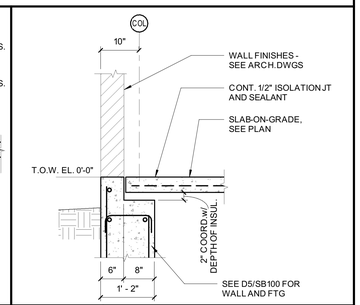

C4	SECTION AT EXTERIOR WALL AT CWS
3/4" = 1'-0"	

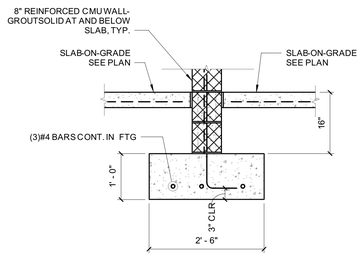

B6	CMU TO FOOTING DETAIL
3/4" = 1'-0"	

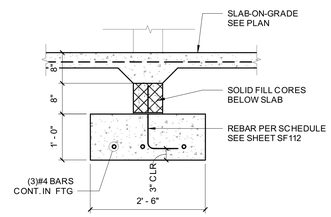

TYPICAL UNLESS NOTED

B5	CMU TO FOOTING DETAIL AT DOORWAY
3/4" = 1'-0"	

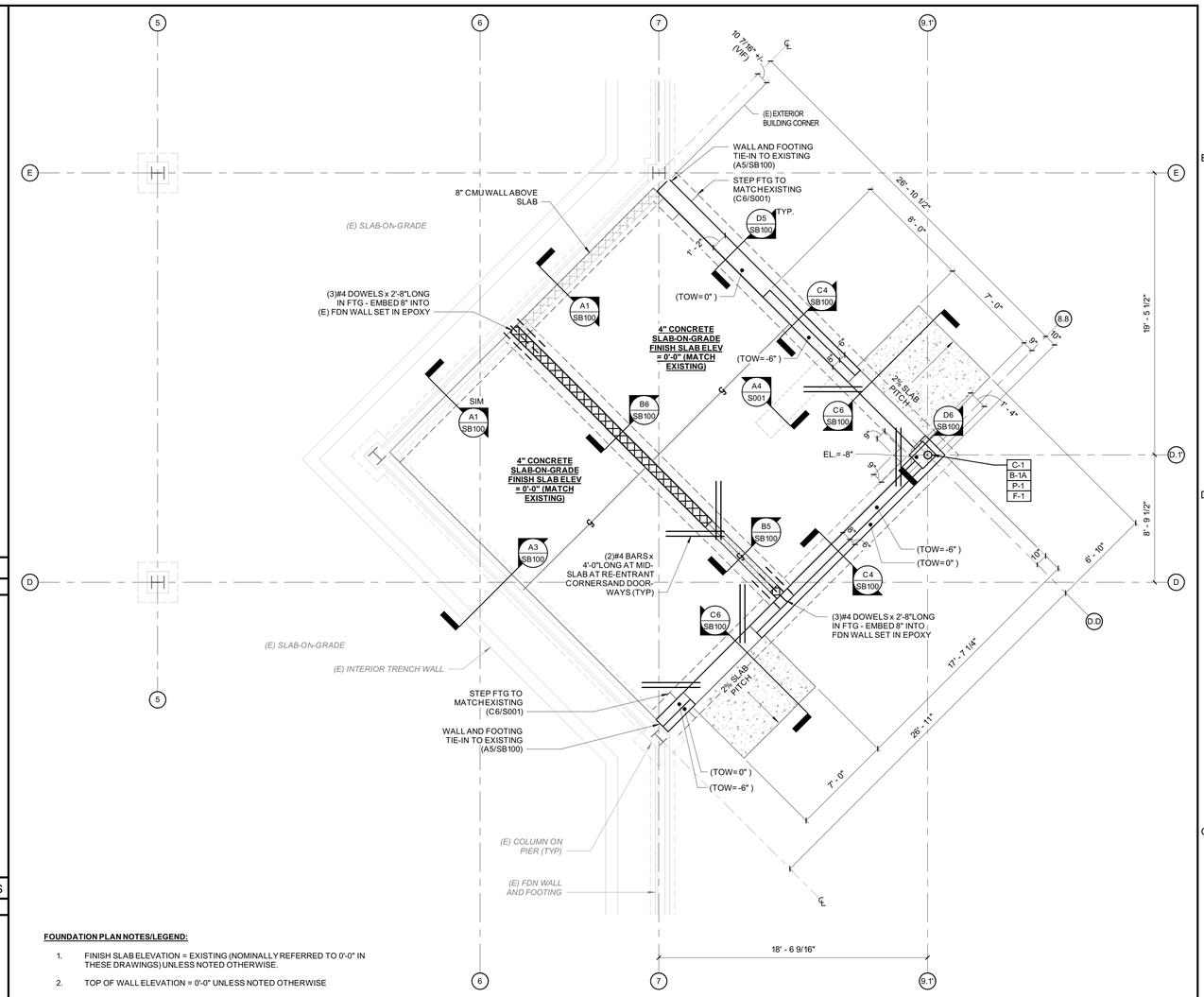

FOUNDATION PLAN NOTES/LEGEND:

1. FINISH SLAB ELEVATION = EXISTING (NOMINALLY REFERRED TO 0'-0" IN THESE DRAWINGS) UNLESS NOTED OTHERWISE.
2. TOP OF WALL ELEVATION = 0'-0" UNLESS NOTED OTHERWISE
3. BOTTOM OF FOOTING SHALL BE 4'-6" MIN. BELOW FINISHED GRADE
4. REFER TO ARCHITECTURAL DRAWINGS FOR DATA RELATED TO FOUNDATION WALL/SLAB INSULATION AND VAPOR BARRIER REQUIREMENTS.
5. G.C. VERIFY LAYOUT DIMENSIONS IN FIELD PRIOR TO FABRICATION

P- # INDICATES CONCRETE PIER - SEE B3/SB100 FOR SCHEDULE
B-#X INDICATES BASE PLATE TYPE - SEE A6/SB100 FOR DETAILS
C-# INDICATES COLUMN TYPE - SEE B3/SB100 FOR SCHEDULE
F-# INDICATES FOOTING TYPE - SEE B3/SB100 FOR SCHEDULE
CJ INDICATES CONTROL JOINT, REFER TO B4/S001

COLUMN SCHEDULE

MARK	SIZE
C-1	HSS6.625X0.375

PIER SCHEDULE

MARK	SIZE	REINFORCING
P-1	20 x 20	(8)#5 VERTICAL BARS w/#3 TIES @ 10"O.C. (3)#3 TIES @ 3" AT TOP OF PIER

FOOTING SCHEDULE

MARK	SIZE	REINFORCING
F-1	3'-2" x 3'-2" x 1'-0"	(4)#4 BARS, E.W. - BOTTOM

B3	STRUCTURAL ~ FOUNDATION PLAN
1/4" = 1'-0"	

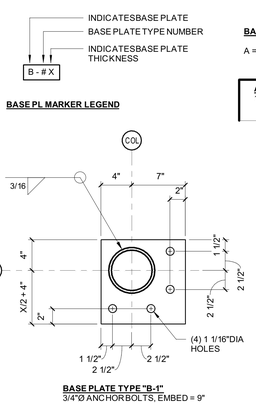

BASE PLATE THICKNESS CHART:

A = 5/8"

ANCHOR ROD NOTES:

1. ASTM 1554, GRADE 36 (TYP), UNO

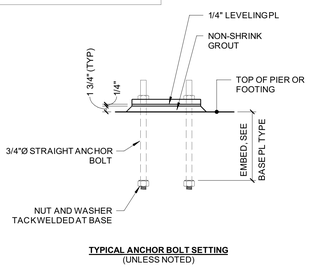

TYPICAL ANCHOR BOLT SETTING
(UNLESS NOTED)

A6	BASE PLATE TYPES
1 1/2" = 1'-0"	

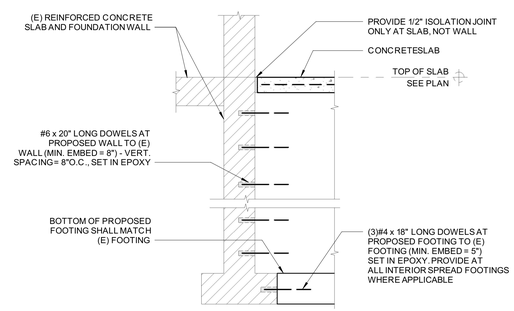

NOTE: SEE APPROPRIATE FOUNDATION WALL SECTION FOR REINFORCING AND DETAILS.

A5	PROPOSED WALL TIE-IN TO EXISTING
3/4" = 1'-0"	

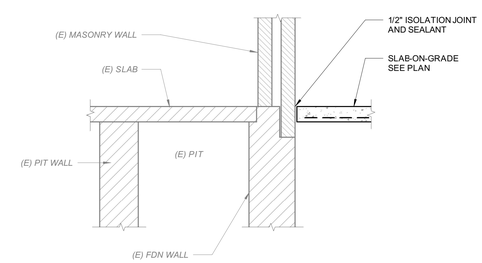

A3	SECTION AT EXISTING WALL
3/4" = 1'-0"	

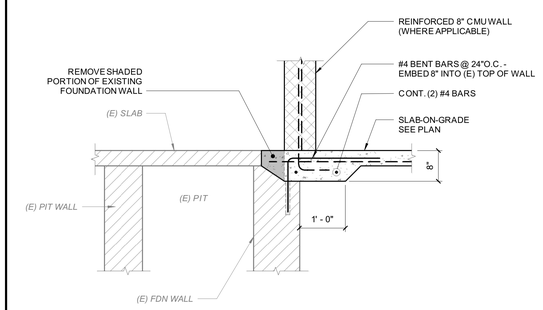

A1	SECTION AT THICKENED SLAB AT EXISTING WALL
3/4" = 1'-0"	

PDT ARCHITECTS
49 DARTMOUTH STREET
PORTLAND, MAINE
04101
207-775-1059
www.pdtarchs.com

COPYRIGHT 2017
PDT Architects
Reuse or reproduction of the contents of this document is not permitted without written permission of PDT Architects.

Allied Engineering
Structural Mechanical Electrical Commissioning
160 Veranda Street
Portland, Maine 04103
T: 207.221.2260
F: 207.221.2266
Web: www.allied-eng.com

Allied Project No: 17013

CASCO BAY HIGH SCHOOL EXPANSION

196 Allen Avenue
Portland, ME

No.	Date	Description
		Revision Schedule

STATE OF MAINE
WILLIAM P. FAUCHER
#7133
PROFESSIONAL ENGINEER

JOB NO. 17056

DRWN. CHK
PED WPF

SCALE:

ISSUE
ISSUED FOR BID
20 March 2018

TITLE
STRUCTURAL - FOUNDATION PLAN

SHEET
SB100