

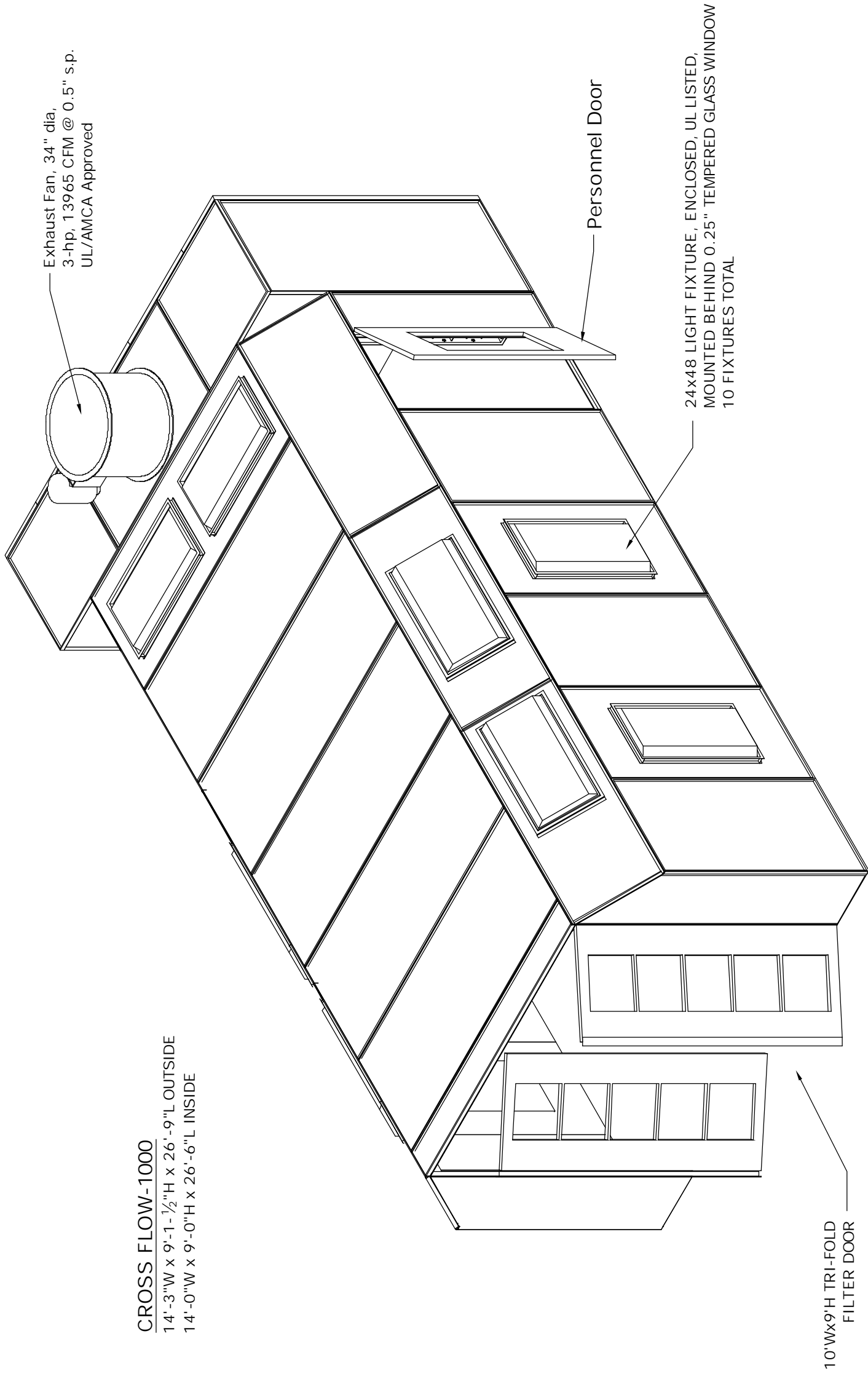
NO REQ'D	PART NO				DESCRIPTION
	prefix	width	length	suffix	
7	SMM PMK - PW -	44	x 84	-	wall panel
4	SMM PMK - PW -	44	x 84	- F	wall panel w/light frame
1	SMM PMK - PW -	12	x 84	-	wall panel
1	SMM PMK - PW -	19	x 84	-	wall panel
1	SMM PMK - JDF -	37	x 84	-	personnel door frame
1	SMM PMK - DM -	36	x 83	- G	personnel door w/glass
1	SMM PMK - PW -	24	x 84x108	- L	frontal panel
1	SMM PMK - PW -	24	x 84x108	- R	frontal panel
2	SMM PMK - FSK -	25.5	x 84x108	-	frontal skin
1	SMM PMK - BFD -	79	x 107	-	bi-fold filter door
1	SMM PMK - FD -	39.5	x 107	-	filter door
1	SMM PMK - JT -	1.5	x 120	-	top jamb w/gussets
2	SMM PMK - JS -	1.5	x 108	- H	side jamb w/hinges
2	SMM PMK - FS -	3	x 107	-	flat strip for outer door seal
2	SMM PMK - PH -	34	x 92	-	hip panel
2	SMM PMK - PH -	34	x 92	- F	hip panel w/light frame
2	SMM PMK - PH -	34	x 92	- FOS	hip panel w/light frame offset
6	SMM PMK - AN -	1.5	x 92	-	ceiling support angle
5	SMM PMK - PC -	44	x 120	-	ceiling panel
1	SMM PMK - PC -	44	x 120	- F2	ceiling panel w/light frame
1	SMM PMK - PC -	12	x 120	-	ceiling panel
2	SMM PMK - PW -	44	x 108	-	wall panel
2	SMM PMK - PW -	25.5	x 109.5	-	wall panel
2	SMM PMK - PW -	44	x 109.5	-	wall panel
1	SMM PMK - PW -	32	x 109.5	-	wall panel
2	SMM PMK - PW -	44	x 48	-	wall panel
1	SMM PMK - PW -	44	x 75	- H34	wall panel w/34 fan hole
2	SMM PMK - PW -	24	x 84	-	wall panel
2	SMM PMK - PEF -	24	x 84	-	exhaust filter grid
2	SMM PMK - PEF -	42.5	x 84	-	exhaust filter grid
1	SMM PMK - PP -	44	x 61.5	-	plenum bottom
1	SMM PMK - PP -	44	x 61.5	- C	plenum bottom w/connecting channel
3	SMM PMK - AN -	39.5	x 2	- SW	sweep angle
1	SMM PMK - LS -	3	x 4	-	latch support

PURCHASED ITEMS

NO REQ'D	PART NO	DESCRIPTION
10	MFG-PMK - W - 145	24x48x0.25" clear tempered glass
10	MFG-PMK - W - 147	daybrite #2GT 120-RL (2x4 layin)
6	MFG-PMK - W - 149	6-1/2" pull handle zn
24	MFG-PMK - W - 152	20x20 fibglas pad 50/cs
15	MFG-PMK - W - 153	20x20 55 series filter intake 20/cs
1000	MFG-PMK - W - 155A	10x3/4 TEK screw
3	MFG-PMK - W - 156	brixton latch
20	MFG-PMK - W - 157	siliconized caulking
4	MFG-PMK - W - 158	1/2x3/4/17 ft door seals bag
1	MFG-PMK - W - 159	inclined manometer
2	MFG-PMK - W - 160	1/8x4x120 duro 60 rubber door seal
30	MFG-PMK - W - 161	1/4x1-1/4 concrete screws ea
20	light tabs	light tabs
8	MFG-PMK - R - 101	3/8x1 bolt
8	MFG-PMK - S - 111	3/8 lock washer
8	MFG-PMK - T - 101	3/8 nut

NOTE:
 CONTRACTOR TO VERIFY ALL DIMENSIONS IN FIELD AND
 REPORT ANY DISCREPANCIES TO ENGINEER PRIOR TO
 STARTING WORK

MANUFACTURED IN COMPLIANCE WITH NFPA 33, OSHA,
 AND NEC GUIDELINES



CROSS FLOW-1000

14'-3"W x 9'-1-1/2"H x 26'-9"L OUTSIDE
 14'-0"W x 9'-0"H x 26'-6"L INSIDE

STANDARD TOOLS AND EQUIPMENT CO.
 Greensboro, NC 27405
 Ph - 1-800-451-2425

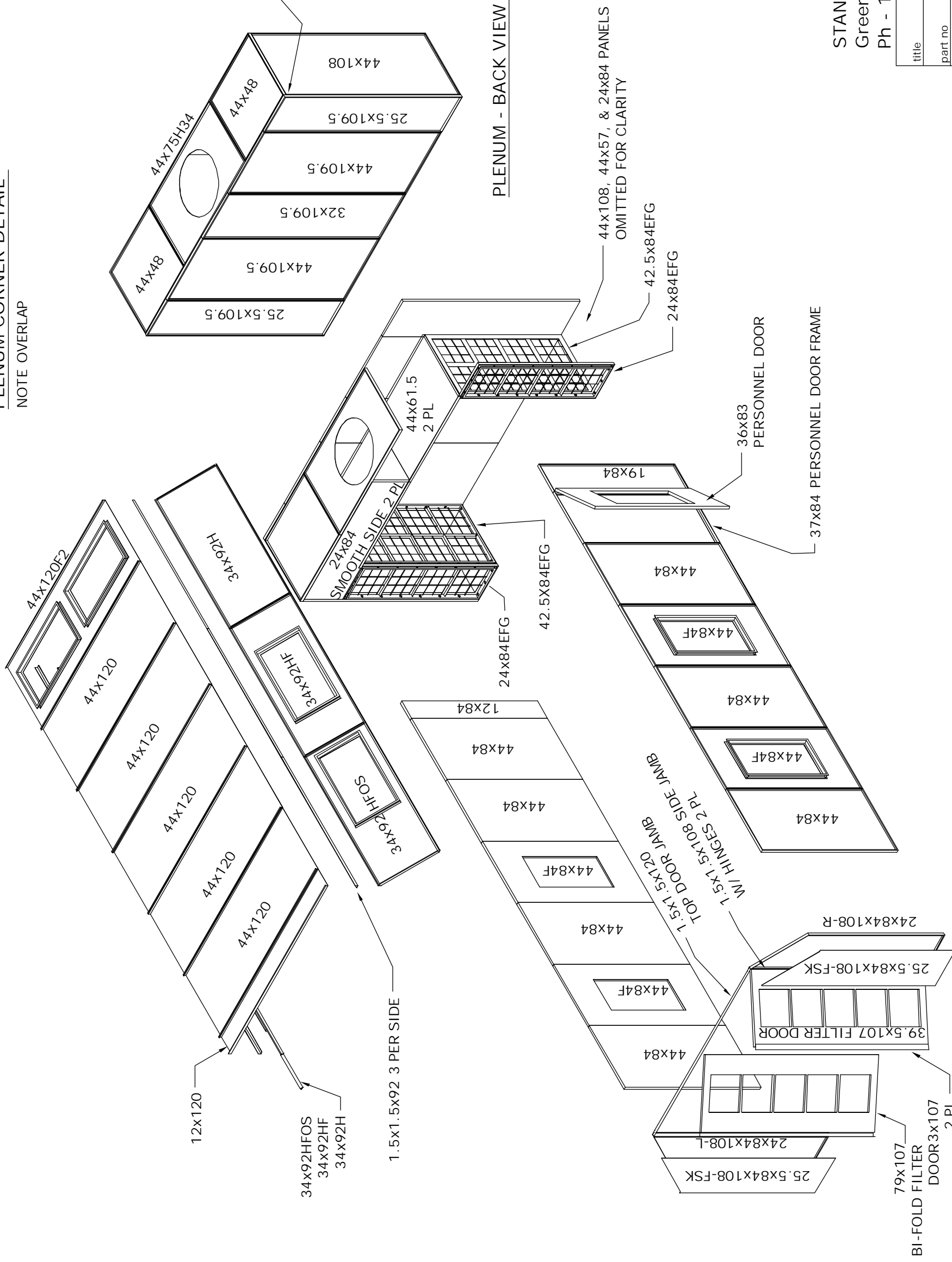
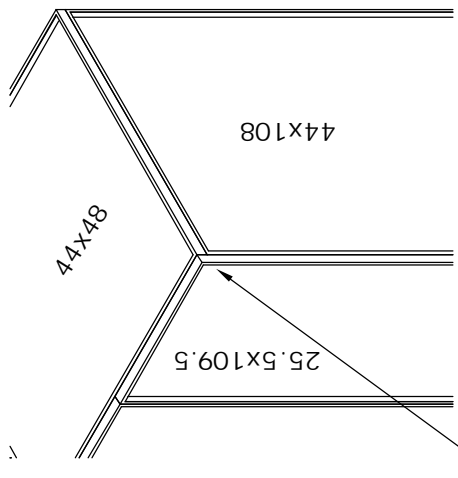
title	CF-1000 SH 1 OF 2
part no	CF-1000
order no	-
drawn by	TBEACH
date	6-17-13
	F

NOTES:

- ALL MATERIALS OF CONSTRUCTION ARE NON-COMBUSTIBLE.
- ALL PANELS ARE 18 GA. GALV SHEET STEEL.
- WINDOWS ARE 1/4" TEMPERED GLASS.
- FAN IS TUBEAXIAL, ALUMINUM BLADE WITH DRIVE BELT IN ENCLOSED SHROUD, UL APPROVED.

PLENUM CORNER DETAIL

NOTE OVERLAP



PLENUM - BACK VIEW

44x108, 44x57, & 24x84 PANELS
OMITTED FOR CLARITY

STANDARD TOOLS AND EQUIPMENT CO.
Greensboro, NC 27405
Ph - 1-800-451-2425

title	CF-1000 SH 2 OF 2
part no	CF-1000
order no	-
drawn by	TBEACH
file name	XXXX
date	6-17-13
rev	F