


**CUSTOMIZE
your shed**

See page 5

**10ft. 7in.
Tall Peak**




Rainier - 10ft. x 10ft. shown

Rainier 

Our most popular model — more storage for your money

- 6ft. tall side walls
- Extra-wide 64in. double doors
- Over 10ft. tall roof peak
- FREE treated wood floor frame - floor decking sold separately. See page 18 for requirements




- Includes:**
- Storage loft
 - Provides 40% more overhead space




✓ Size/Category	Item #	Do-It-Yourself†		Installed			
		SOE #	Model #	Base	Item #	Base	Add Paint
<input type="checkbox"/> 10ft. x 10ft. M	437510	496840	182921	\$998	293123	\$1999	\$425

†DIY shed available In-stock or Special Order Express (SOE)



To find out more, scan this MS Tag. Get the free mobile app at <http://gettag.mobi>




Stratford - 12ft. x 8ft. shown

Stratford 

Elegant styling, incredible value.

- 6ft. tall side walls
- Extra-wide 64in. double doors
- FREE treated wood floor frame - floor decking sold separately. See page 18 for requirements



- Includes:**
- Window
 - Shutters
 - Two 8ft. shelves
 - Workbench
 - Pegboard



✓ Size/Category	Item #	Do-It-Yourself†		Installed			
		SOE #	Model #	Base	Item #	Base	Add Paint
<input type="checkbox"/> 12ft. x 8ft. M	437509	496841	182938	\$958	146278	\$1999	\$408

†DIY shed available In-stock or Special Order Express (SOE)



To find out more, scan this MS Tag. Get the free mobile app at <http://gettag.mobi>

Patented EZ Frame™ construction reduces assembly time up to 30% compared to other wood building kits! (Patent No. 5,666,766) Stratford, Rainier and Liberty models only

Some models shown with optional accessories. See page 15 for more details. All stated sizes are nominal. See full specifications on page 18.