

Job Name:	Date:
System Reference:	



Outdoor Unit: MXZ-3C30NAHZ

### ACCESSORIES

- 3/8" x 1/2" Port Adapter (MAC-A454JP-E)
- 1/2" x 3/8" Port Adapter (MAC-A455JP-E)
- 1/2" x 5/8" Port Adapter (MAC-A456JP-E)
- 1/4" x 3/8" Port Adapter (PAC-493PI)
- 3/8" x 5/8" Port Adapter (PAC-SG76RJ-E)
- M-NET Adapter (PAC-IF01MNT-E)
- Airflow Guide (PAC-SH96SG-E)

(For data on specific indoor units, see the MXZ-C Technical and Service Manual.)

Specifications			Model Name
Unit Type			MXZ-3C30NAHZ
Cooling* (Non-ducted / Ducted)	Rated Capacity	Btu/h	28,400 / 27,400
	Capacity Range	Btu/h	6,000 - 28,400
	Rated Total Input	W	2,272 / 2,661
Heating at 47°F* (Non-ducted / Ducted)	Rated Capacity	Btu/h	28,600 / 27,600
	Capacity Range	Btu/h	7,200 - 36,000
	Rated Total Input	W	2,096 / 2,187
Heating at 17°F* (Non-ducted/Ducted)	Rated Capacity	Btu/h	18,000 / 16,500
	Maximum Capacity	Btu/h	28,600 / 27,600
	Rated Total Input	W	1,991 / 1,993
Heating at 5°F*	Maximum Capacity	Btu/h	28,600
Energy Star® (ENERGY STAR products are third-party certified by an EPA-recognized Certification Body.)			Yes
Electrical Requirements	Power Supply	Voltage, Phase, Hertz	208 / 230V, 1-Phase, 60 Hz
	Recommended Fuse/Breaker Size	A	40
	MCA	A	29.9
Voltage	Indoor - Outdoor S1-S2	V	AC 208 / 230
	Indoor - Outdoor S2-S3	V	DC ±24
Compressor			DC INVERTER-driven Twin Rotary
Fan Motor (ECM)		F.L.A.	1.9
Sound Pressure Level	Cooling	dB(A)	54
	Heating		58
External Dimensions (H x W x D)		In / mm	41-9/32 x 37-13/32 x 13 1048 x 950 x 330
Net Weight		Lbs / kg	189 / 86
External Finish			Munsell No. 3Y 7.8/11
Refrigerant Pipe Size O.D.	Liquid (High Pressure)	In / mm	1/4 / 6.35
	Gas (Low Pressure)		A:1/2 / 12.7 ; B,C: 3/8 / 9.52
Max. Refrigerant Line Length		Ft / m	230 / 70
Max. Piping Length for Each Indoor Unit		Ft / m	82 / 25
Max. Refrigerant Pipe Height Difference	If IDU is Above ODU	Ft / m	49 / 15
	If IDU is Below ODU		49 / 15
Connection Method			Flared/Flared
Refrigerant			R410A

\* Rating Conditions per AHRI Standard:

Cooling | Indoor: 80° F (27° C) DB / 67° F (19° C) WB  
Cooling | Outdoor: 95° F (35° C) DB / W.B. 23.9° C (75° F)

Heating at 47°F | Indoor: 70° F (21° C) DB / 60° F (16° C) WB  
Heating at 47°F | Outdoor: 47° F (8° C) DB / 43° F (6° C) WB

Heating at 17° F | Indoor: 70° F (21° C) DB  
Heating at 17° F | Outdoor: 17° F (-8° C) DB / 15° F (-9° C) WB

# SPECIFICATIONS: MXZ-3C30NAHZ, contd.

**OPERATING RANGE:**

	Outdoor
Cooling	D.B. 14 to 115° F [ D.B. -10 to 46° C]*1
Heating	W.B. -13 to 65° F [ W.B. -25 to 18° C ]

\*1. D.B. 5 to 115° F [ D.B. -15 to 46° C ], when an optional Air Outlet Guide is installed.

**ENERGY EFFICIENCIES:**

Indoor Unit Type	SEER	EER	HSPF	COP @ 47°F	COP @ 17°F
<b>Non-ducted (06 + 06 + 09)</b>	18.0	12.5	11.0	4.00	2.65
<b>Ducted and Non-ducted</b>	17.00	11.40	10.40	3.85	2.58
<b>Ducted (09 + 09 + 09)</b>	16.0	10.3	9.8	3.70	2.50

**NOTES:**

- Minimum of two Indoor Units must be connected to the MXZ-3C30NAHZ.
- Minimum installed capacity cannot be less than 12,000 Btu/h.
- Total connected capacity must not exceed 130% of outdoor unit capacity.
- System can operate with only one Indoor Unit turned on.
- Information provided at 208/230V.
- For Reference:
  - MXZ-C Technical & Service Manual for detailed specifications and additional information per Indoor Unit Combination.
  - MXZ Series Multi-Zone Indoor/Outdoor Combination Table for allowed unit combinations.

**MVZ CONNECTION RULES:**

- Only 1 MVZ may be used on any system.
- When an MVZ is connected, total connected capacity must be 100% or less.
- When an MVZ is connected, no P-Series indoor units can be used (PCA, PLA, or PEAD).

Notes:

# MXZ-3C30NAHZ OPERATIONAL PERFORMANCE

**NON-DUCTED:**

# of indoor unit	Total Nominal Capacity (x1000 Btu/h)	Total Indoor Unit Capacity (Btu/h)	Operational Performance for Indoor Unit Combinations (Unit A + Unit B + Unit C)	Cooling Capacity Range (Btu/h)		
				Heating Capacity Range (Btu/h)		
				Unit A	Unit B	Unit C
1	6	6,000	6	6,000	-	-
		7,400		7,400	-	-
1	9	9,000	9	9,000	-	-
		11,000		11,000	-	-
1	12	12,000	12	12,000	-	-
		14,400		14,400	-	-
1	15	14,000	15	14,000	-	-
		18,000		18,000	-	-
1	18	17,200	18	17,200	-	-
		21,600		21,600	-	-
1	24	22,500	24	22,500	-	-
		22,600		22,600	-	-
2	12	12,000	6 + 6	6,000	6,000	-
		14,800		7,400	7,400	-
2	15	15,000	6 + 9	6,000	9,000	-
		18,400		7,400	11,000	-
2	18	18,000	6 + 12	6,000	12,000	-
		22,000		7,500	14,500	-
2	18	18,000	9 + 9	9,000	9,000	-
		22,000		11,000	11,000	-
2	21	20,000	6 + 15	6,000	14,000	-
		22,000		6,400	15,600	-
2	21	20,000	9 + 12	8,600	11,400	-
		22,000		9,500	12,500	-
2	24	23,000	6 + 18	5,900	17,100	-
		23,000		5,900	17,100	-
2	24	23,000	9 + 15	9,000	14,000	-
		23,000		8,700	14,300	-
2	24	23,000	12 + 12	11,500	11,500	-
		23,000		11,500	11,500	-
2	27	24,000	9 + 18	8,200	15,800	-
		24,000		8,100	15,900	-
2	27	24,000	12 + 15	11,100	12,900	-
		24,000		10,700	13,300	-
2	30	24,000	6 + 24	5,100	18,900	-
		24,000		5,900	18,100	-
2	30	24,000	12 + 18	9,900	14,100	-
		24,000		9,600	14,400	-
2	30	24,000	15 + 15	12,000	12,000	-
		24,000		12,000	12,000	-
2	33	24,000	9 + 24	6,900	17,100	-
		24,000		7,900	16,100	-
2	36	24,000	12 + 24	8,300	15,700	-
		24,000		9,300	14,700	-
2	33	24,000	15 + 18	10,800	13,200	-
		24,000		10,900	13,100	-
2	36	24,000	18 + 18	12,000	12,000	-
		24,000		12,000	12,000	-
3	18	18,000	6 + 6 + 6	6,000	6,000	6,000
		22,000		7,300	7,300	7,300
3	21	21,000	6 + 6 + 9	6,000	6,000	9,000
		25,800		7,400	7,400	11,000
3	24	24,000	6 + 6 + 12	6,000	6,000	12,000
		28,400		7,200	7,200	14,000
3	24	24,000	6 + 9 + 9	6,000	9,000	9,000
		28,400		7,100	10,600	10,600
3	27	26,000	6 + 6 + 15	6,000	6,000	14,000
		28,400		6,400	6,400	15,600
3	27	28,400	6 + 9 + 12	6,300	9,500	12,600
		28,400		6,400	9,500	12,500

# MXZ-3C30NAHZ OPERATIONAL PERFORMANCE, contd.

# of indoor unit	Total Nominal Capacity (x1000 Btu/h)	Total Indoor Unit Capacity (Btu/h)	Operational Performance for Indoor Unit Combinations (Unit A + Unit B + Unit C)	Cooling Capacity Range (Btu/h)		
				Heating Capacity Range (Btu/h)		
				Unit A	Unit B	Unit C
3	27	28,400	9 + 9 + 9	9,500	9,500	9,500
		28,400		9,500	9,500	9,500
3	30	28,400	6 + 6 + 18	5,800	5,800	16,700
		28,600		5,800	5,800	17,000
3	30	28,400	6 + 9 + 15	5,900	8,800	13,700
		28,600		5,800	8,600	14,100
3	30	28,400	6 + 12 + 12	5,700	11,400	11,400
		28,600		5,800	11,400	11,400
3	30	28,400	9 + 9 + 12	8,500	8,500	11,400
		28,600		8,600	8,600	11,300
3	33	28,400	6 + 9 + 18	5,300	7,900	15,200
		28,600		5,300	7,900	15,400
3	33	28,400	6 + 12 + 15	5,300	10,700	12,400
		28,600		5,300	10,300	12,900
3	33	28,400	9 + 9 + 15	8,000	8,000	12,400
		28,600		7,900	7,900	12,900
3	33	28,400	9 + 12 + 12	7,700	10,300	10,300
		28,600		7,900	10,300	10,300
3	36	28,400	6 + 6 + 24	4,900	4,900	18,500
		28,600		5,700	5,700	17,300
3	36	28,400	6 + 12 + 18	4,800	9,700	13,900
		28,600		4,900	9,500	14,200
3	36	28,400	12 + 12 + 12	9,500	9,500	9,500
		28,600		9,500	9,500	9,500
3	36	28,400	6 + 15 + 15	5,000	11,700	11,700
		28,600		4,900	11,900	11,900
3	36	28,400	9 + 9 + 18	7,300	7,300	13,900
		28,600		7,200	7,200	14,200
3	36	28,400	9 + 12 + 15	7,300	9,700	11,400
		28,600		7,200	9,500	11,900

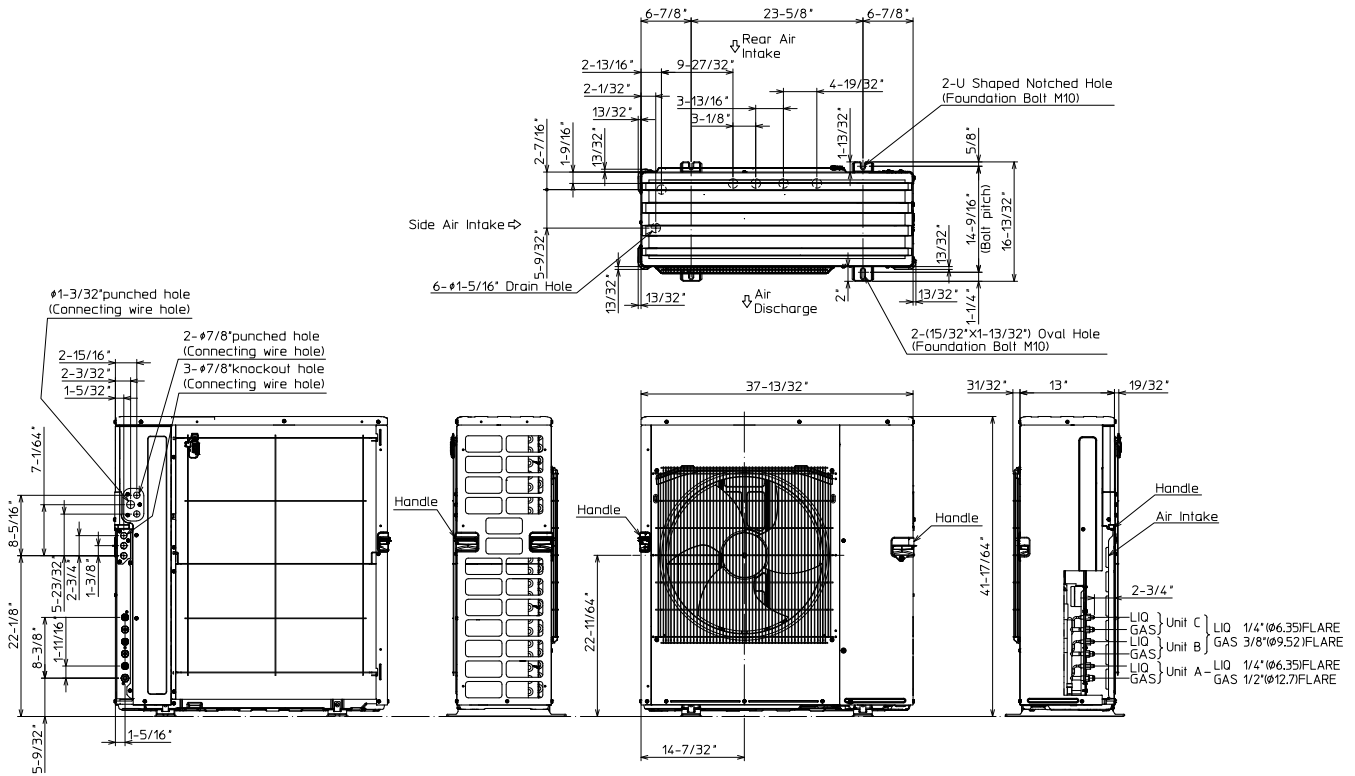
# MXZ-3C30NAHZ OPERATIONAL PERFORMANCE, contd.

**DUCTED:**

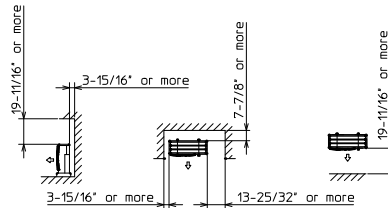
# of indoor unit	Total Nominal Capacity (x1000 Btu/h)	Total Indoor Unit Capacity (Btu/h)	Operational Performance for Indoor Unit Combinations (Unit A + Unit B + Unit C)	Cooling Capacity Range (Btu/h)		
				Heating Capacity Range (Btu/h)		
				Unit A	Unit B	Unit C
1	9	9,000	9	9,000	-	-
		10,900		10,900	-	-
1	12	12,000	12	12,000	-	-
		13,600		13,600	-	-
1	15	15,000	15	15,000	-	-
		18,000		18,000	-	-
1	18	17,200	18	17,200	-	-
		21,600		21,600	-	-
1	24	22,600	24	22,600	-	-
		24,000		24,000	-	-
2	18	18,000	9 + 9	9,000	9,000	-
		21,800		10,900	10,900	-
2	21	21,000	9 + 12	9,000	12,000	-
		22,800		10,100	12,700	-
2	24	24,000	9 + 15	9,000	15,000	-
		24,000		9,100	14,900	-
2	33	27,400	9 + 24	7,800	19,600	-
		27,600		8,600	19,000	-
2	24	24,000	12 + 12	12,000	12,000	-
		24,000		12,000	12,000	-
2	27	24,000	9 + 18	8,200	15,800	-
		24,000		8,000	16,000	-
2	27	24,000	12 + 15	10,700	13,300	-
		24,000		10,300	13,700	-
2	30	24,000	12 + 18	9,900	14,100	-
		24,000		9,300	14,700	-
2	36	27,400	12 + 24	9,500	17,900	-
		27,600		10,000	17,600	-
2	30	24,000	15 + 15	12,000	12,000	-
		24,000		12,000	12,000	-
2	33	24,000	15 + 18	11,200	12,800	-
		24,000		10,900	13,100	-
2	36	24,000	18 + 18	12,000	12,000	-
		24,000		12,000	12,000	-
3	27	27,000	9 + 9 + 9	9,000	9,000	9,000
		27,400		9,100	9,100	9,100
3	30	27,400	9 + 9 + 12	8,200	8,200	11,000
		27,600		8,500	8,500	10,600
3	33	27,400	9 + 9 + 15	7,500	7,500	12,500
		27,600		7,600	7,600	12,500
3	33	27,400	9 + 12 + 12	7,500	10,000	10,000
		27,600		7,900	9,900	9,900
3	36	27,400	12 + 12 + 12	9,100	9,100	9,100
		27,600		9,200	9,200	9,200
3	36	27,400	9 + 9 + 18	7,000	7,000	13,400
		27,600		6,900	6,900	13,700
3	36	27,400	9 + 12 + 15	6,900	9,100	11,400
		27,600		7,100	8,800	11,700

# DIMENSIONS: MXZ-3C30NAHZ

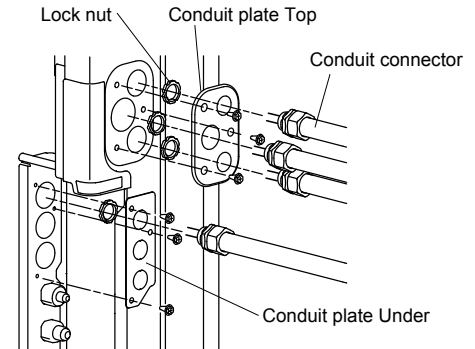
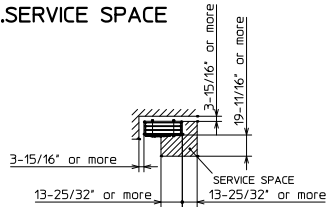
Unit: inch (mm)



### 1.FREE SPACE



### 2.SERVICE SPACE



COOLING & HEATING

1340 Satellite Boulevard, Suwanee, GA 30024  
Toll Free: 800-433-4822 www.mehvac.com

